

## FOSSIBOT F109

# FOSSIBOT F109 5G Rugged Smartphone User Manual

Model: F109 | Brand: FOSSIBOT

## 1. INTRODUCTION

This manual provides essential information for the safe and efficient use of your FOSSIBOT F109 5G Rugged Smartphone. Please read it thoroughly before operating the device.



Image 1.1: Front and rear view of the FOSSIBOT F109 5G Rugged Smartphone.

## 2. PACKAGE CONTENTS

Verify that all items are present in the package:

- FOSSIBOT F109 Rugged Smartphone
- Type-C USB Cable
- 18W Charger
- User Manual / Warranty Card
- SIM Card Pin





Image 2.1: Contents of the FOSSIBOT F109 retail package.

Your browser does not support the video tag.

Video 2.1: An unboxing video demonstrating the FOSSIBOT F109 package contents and initial device overview.

### 3. SETUP

#### 3.1 SIM Card and TF Card Installation

1. Locate the SIM card tray on the side of the device.
2. Insert the provided SIM card pin into the small hole next to the tray to eject it.
3. Place your Nano-SIM card(s) and/or TF card (up to 2TB, sold separately) into the tray according to the diagram.
4. Carefully reinsert the tray into the phone.

#### 3.2 Initial Power On and Charging

- Press and hold the Power button until the FOSSIBOT logo appears.
- For initial use, it is recommended to fully charge the device using the provided 18W fast charger and Type-C USB cable.

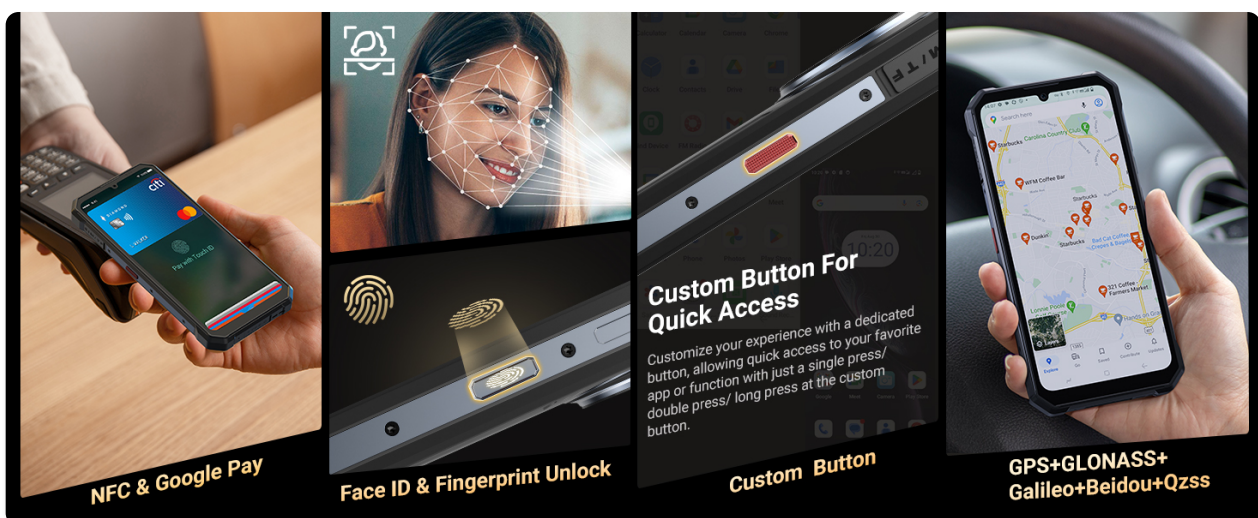


Image 3.1: Illustration of dual SIM and TF card installation.

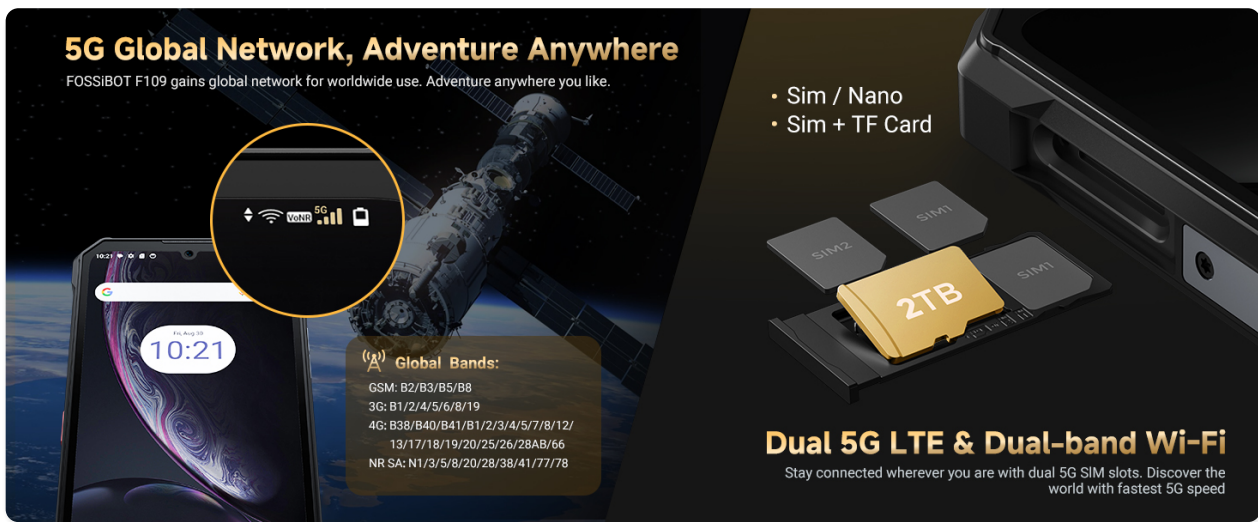


Image 3.2: The FOSSIBOT F109 connected to its 18W fast charger.

## 4. OPERATING THE DEVICE

### 4.1 Display Features

The FOSSIBOT F109 features a 6.745-inch HD+ display with a resolution of 720x1600 pixels, offering clear visuals for various applications.



Image 4.1: The FOSSIBOT F109's 6.745-inch HD+ display in use.

### 4.2 Rear Screen Functions

The innovative 1.32-inch rear IPS screen provides quick access to notifications, time, music controls, and can function as a selfie viewfinder. It is customizable with various watch faces.

- **Music Control:** Play, pause, skip tracks directly from the rear screen.
- **Recorder:** Initiate audio recordings without unlocking the main screen.
- **Timer:** Set and manage timers conveniently.
- **Camera:** Use the rear screen as a viewfinder for the main camera, ideal for high-resolution selfies.
- **Compass:** Access directional information.
- **Information Display:** View battery percentage, time, date, and pedometer data.






Image 4.2: The 1.32-inch versatile rear display showcasing its functions and customization options.

Your browser does not support the video tag.

Video 4.1: Demonstration of the FOSSIBOT F109's rear screen functions, including music control, recorder, timer, camera, compass, and watch face selection.

### 4.3 Camera Usage

The F109 is equipped with a triple camera system:

- **50MP AI Main Camera:** For high-resolution photos.
- **5MP Macro Lens:** For detailed close-up shots.
- **16MP Front Camera:** For selfies and video calls.

Multiple modes such as Night, Portrait, and HDR are available to enhance your photography. The rear screen can be used as a viewfinder for the main camera for high-quality selfies.



Image 4.3: Overview of the FOSSIBOT F109's 50MP AI Main Camera.



Image 4.4: The FOSSIBOT F109's 16MP Front Camera in use for selfies.



Image 4.5: Various camera modes available on the FOSSIBOT F109.

## 5. DURABILITY FEATURES

The FOSSIBOT F109 is engineered to withstand harsh environments, meeting military-grade standards for ruggedness.

- **IP68/IP69K Rated:** Provides protection against dust and water immersion (up to 1.5m for 30 minutes).
- **MIL-STD-810H Certified:** Ensures resistance to drops (up to 1.5 meters), shocks, and extreme temperatures (-20°C to 55°C).
- **DragonTrail Glass:** The display is protected by DragonTrail Glass, designed to withstand scratches and bumps.



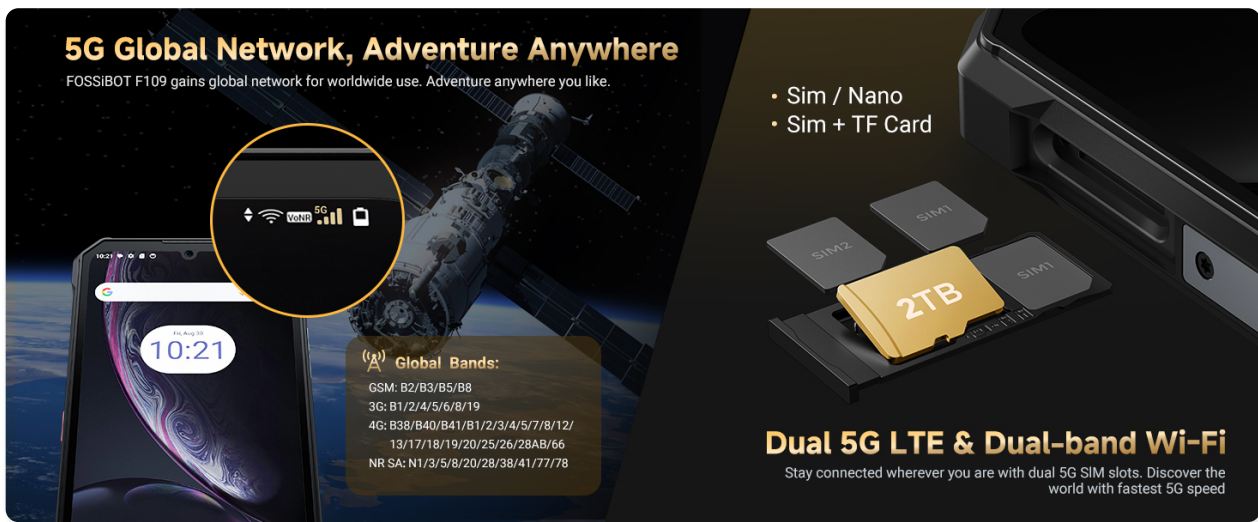


Image 5.1: The FOSSIBOT F109 undergoing tests for water, dust, and drop resistance.

Your browser does not support the video tag.

Video 5.1: A demonstration of the FOSSIBOT F109's rugged features, including IP68/IP69K waterproofing, MIL-STD-810H drop resistance, and DragonTrail Glass durability against scratches and bumps.

## 6. PERFORMANCE

The FOSSIBOT F109 is powered by a MediaTek Dimensity 6300+ octa-core processor, built on a 6nm process, providing efficient 5G performance for gaming and multitasking. It features 24GB RAM (8GB physical + 16GB virtual) and 256GB internal storage, expandable up to 2TB with a TF card.



Image 6.1: The MediaTek Dimensity 6300+ 5G chipset powering the FOSSIBOT F109.

## Superfast 5G MTK Dimensity 6300+

Unleash the full potential of the Dimensity 6300+ 5G processor, built on an advanced 6nm architecture and clocked at an impressive 2.2GHz. Experience blazing-fast speeds and effortless multitasking in high-intensity gaming, smooth streaming, and everything in between.

- ↗ **6nm Processor**
- ↗ **Octa-core Chipset**

# 5G

Image 6.2: Memory and storage configuration of the FOSSIBOT F109.

## 7. BATTERY

The FOSSIBOT F109 is equipped with a large 10600mAh battery, providing extended usage times. It supports 18W fast charging for quick power replenishment.

- **Battery Capacity:** 10600mAh
- **Charging:** 18W Fast Charging
- **Standby Time:** Up to 25 days

Image 7.1: The FOSSIBOT F109's 10600mAh battery capacity.

## 8. CONNECTIVITY AND NAVIGATION

The F109 supports global 5G networks and various navigation systems, ensuring connectivity and accurate positioning wherever you are.

- **Cellular Technology:** 5G (Dual SIM support)
- **Navigation:** GPS, GLONASS, Galileo, Beidou, QZSS
- **Other:** NFC for mobile payments (Google Pay compatible), Dual-band Wi-Fi.

## Faster & More Fluent in Handling Tasks

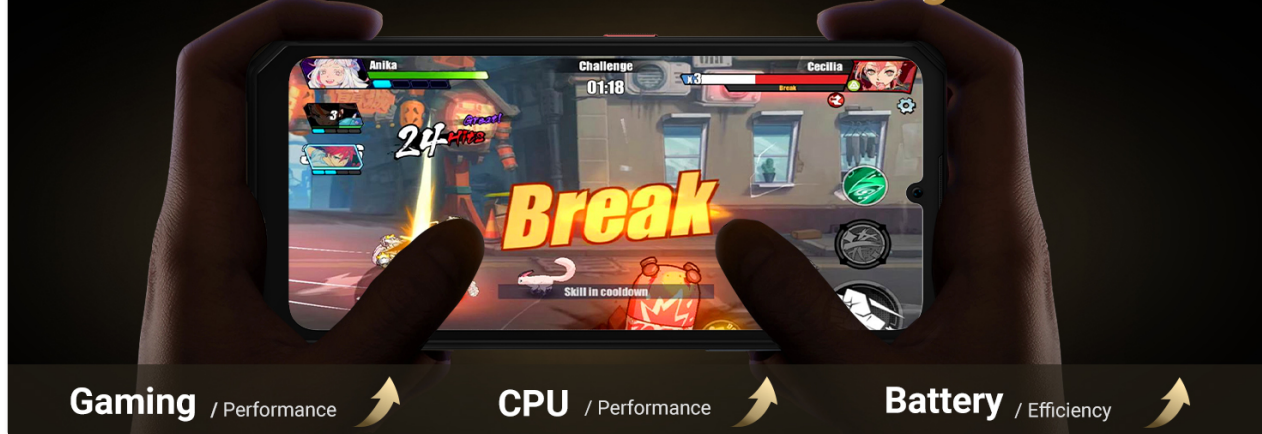




Image 8.1: Key features including NFC, biometric security, custom button, and GPS capabilities.

## 9. SOFTWARE

The FOSSIBOT F109 runs on the latest Android 14 operating system, offering enhanced privacy protection and a user-friendly experience.

- **Operating System:** Android 14
- **Privacy:** New privacy information center for data control.

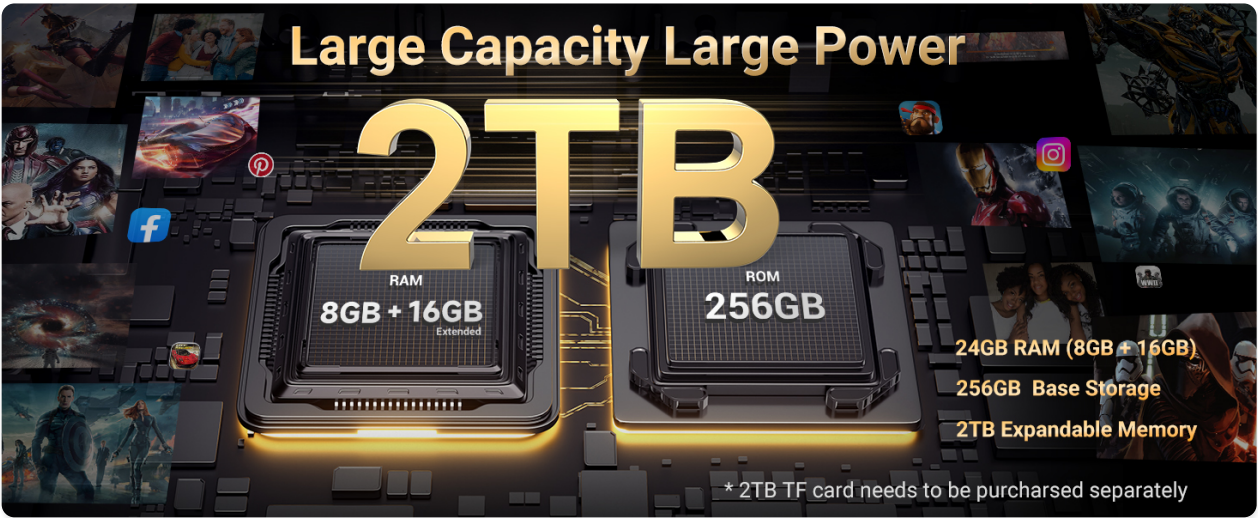


Image 9.1: The FOSSIBOT F109 displaying the Android 14 user interface.

## 10. SPECIFICATIONS

Feature	Detail
Model Name	F109
Operating System	Android 14
Screen Size	6.75 Inches
Resolution	720 x 1600
Refresh Rate	60 Hz
RAM Memory Installed Size	24 GB (8GB + 16GB Virtual)
Memory Storage Capacity	256 GB (Expandable to 2TB)
Battery Capacity	10600 mAh
Battery Power Rating	47.2 Watt Hours
Connectivity Technologies	5G
GPS	GPS+GLONASS+Galileo+Beidou+Qzss
Special Features	Dual SIM, Fast Charging Support, Rugged Body, Water Resistant, NFC
Item Weight	1.54 pounds

Feature	Detail
Package Dimensions	8.07 x 7.09 x 1.97 inches
Color	Black

## 11. TROUBLESHOOTING

This section provides general guidance for common issues. For specific technical support, please refer to the warranty and support section.

- **Device not powering on:** Ensure the battery is charged. Connect the device to the charger and wait a few minutes before attempting to power on again.
- **Poor network signal:** Check if your SIM card is correctly inserted. Ensure you are within network coverage. The F109 features a reinforced signal design for outdoor use.
- **Apps crashing or freezing:** Close background applications. Clear the cache of the problematic app. If the issue persists, restart the device.
- **Slow performance:** Free up storage space by deleting unnecessary files or apps. Restart the device.





## 12. WARRANTY AND SUPPORT


FOSSIBOT offers comprehensive support for your F109 smartphone:

- **Warranty:** 2-year warranty.
- **Return Policy:** 30-day free return policy.
- **Customer Service:** 24/7 customer service is available for any issues or inquiries.

For further assistance, please refer to the contact information provided in your warranty card or visit the official FOSSIBOT website.



<div></div> <div><div>F110L</div><div>User Manual</div></div> <div><a href="#">www.fossibot.com</a></div>	<p><a href="#">FOSSiBOT F110L Rugged Smartphone User Manual</a></p> <p>Comprehensive user manual for the FOSSiBOT F110L rugged smartphone, detailing device features, specifications, safety guidelines, care instructions, warranty, and FCC compliance information.</p>
<div></div> <div><div>F114</div><div>User Manual</div></div> <div><a href="#">www.fossibot.com</a></div>	<p><a href="#">Fossibot F114 User Manual</a></p> <p>User manual for the Fossibot F114 smartphone, covering its features, specifications, safety precautions, and warranty information.</p>
<div></div> <div><div>S2</div><div>User Manual</div></div> <div><a href="#">www.fossibot.com</a></div>	<p><a href="#">Fossibot S2 User Manual: Features, Specifications, and Care</a></p> <p>Comprehensive user manual for the Fossibot S2 smartphone, detailing its features, specifications, battery information, care instructions, and warranty. Learn about the device's display, processor, cameras, connectivity, and more.</p>
<div></div> <div><div>F101 Pro</div><div>User Manual</div></div> <div><a href="#">www.fossibot.com</a></div>	<p><a href="#">FOSSiBOT F101 Pro User Manual: Features, Specifications, and Care Guide</a></p> <p>Comprehensive user manual for the FOSSiBOT F101 Pro rugged smartphone, detailing its features, specifications, device overview, accessories, battery information, care instructions, warranty, and FCC compliance.</p>

 <p>FOSSiBOT F106 Pro User Manual - Rugged Smartphone Specifications and Guide</p>	<p><a href="#">FOSSiBOT F106 Pro User Manual - Rugged Smartphone Specifications and Guide</a></p> <p>Comprehensive user manual for the FOSSiBOT F106 Pro rugged smartphone. Includes specifications, features, safety guidelines, care instructions, and warranty information.</p>
 <p>FOSSiBOT S3 Pro User Manual and Specifications</p>	<p><a href="#">FOSSiBOT S3 Pro User Manual and Specifications</a></p> <p>User manual and technical specifications for the FOSSiBOT S3 Pro smartphone, covering features, safety precautions, and warranty information.</p>