

MINISO ms193

MINISO MS193 AI Instant Translator Earbuds User Manual

Model: MS193

1. INTRODUCTION

Thank you for choosing the MINISO MS193 AI Instant Translator Earbuds. These earbuds are designed to provide real-time language translation, high-definition call clarity, and premium audio in a lightweight, ergonomic design. This manual provides essential information for setting up, operating, and maintaining your device.

2. PACKAGE CONTENTS

Please verify that all items are present in your package:

- MS193 Ear Clip Earbuds
- Charging Case
- User Manual
- USB-C Charging Cable
- Lanyard



Image 2.1: Package contents of the MINISO MS193 AI Instant Translator Earbuds.

3. FEATURES

- **3-in-1 AI Translation Earbuds:** Combines real-time translation, HD call clarity, and premium audio.
- **Rapid Translation:** Near-instant translation (< 0.5 seconds) with 98% accuracy.
- **Extensive Language Support:** Supports 135 languages, including Spanish, Chinese, English, Japanese, Korean, German, and French.
- **Intuitive LCD Touch Control:** HD screen with over 15 functions including music playback, equalizer settings, voice commands, alarm, stopwatch, and remote camera control.
- **Long Battery Life:** Up to 50 hours of battery life with only 1.5 hours of charging.
- **Multiple Translation Modes:** Hands-free, Touch Control, Photo Translation, AI Chat Assistant, Meeting Mode, Hybrid Mode, and Voice Notes.
- **Smart Location Management:** Integrated tracker to locate lost earbuds via the companion app.
- **Comfort and Audio Quality:** Ergonomic, pressure-free design with advanced Active Noise Cancellation (ANC) for immersive sound.



Image 3.1: The MINISO MS193 AI Instant Translator Earbuds and their charging case.

Unterstützt kostenlose Übersetzungen in 135 Sprachen

Mit der fortschrittlichen KI-gestützten Echtzeitübersetzung können Sie mühelos in mehreren Sprachen kommunizieren.

A-E

Afrikaans
Albanian
AmharicArabic
Arabic (Authority)
Arabic (Algeria)
Arabic (Bahrain)
Arabic (Egypt)
Arabic (Jordan)
Arabic (Kuwait)
Arabic (Lebanon)
Arabic (Libya)
Arabic (Iraq)
Arabic (Israel)
Arabic (Morocco)
Arabic (Oman)
Arabic (Qatar)
Arabic (Syria)
Arabic (Tunisia)
Armenian
Azerbaijani
Basque
Belarusian
Bengali
Bosnian
Bulgarian
Cantonese
Catalan
Croatian
Czech
Danish
Dutch
English (Australia)
English (Canada)
English (India)
English (Kenya)

E-M

English (Ireland)
English (New Zealand)
English (Nigeria)
English (Philippines)
English (Singapore)
Estonian
Filipino
Finnish
French
French (Belgium)
French (Canada)
French (Switzerland)
Galician
Georgian
German
Greek
Gujarati
Hebrew
Hindi
Hungarian
Icelandic
Indonesian
Italian
Japanese
Javanese
Kanada
Khmer
Korean
Lao
Latvian
Lithuanian
Irish
Macedonian
Malay
Malayalam

M-S

Maltese
Maori
Marathi
Mongolian
Myanmar
Nepali
NorwegianPashto
Persian
Polish
Portuguese
Portuguese (Brazil)
Punjabi
Romanian
Serbian
Sinhala
Slovak
Slovenian
Somali
Spanish
Spanish (Bolivia)
Spanish (Chile)


S-Z

Spanish (Colombia)
Spanish (Costa Rica)
Spanish (Cuba)
Spanish (Ecuador)
Spanish (El Salvador)
Spanish (Guatemala)
Spanish (Honduras)
Telugu
Thai
Turkish
Ukrainian
Urdu
Uzbek
Vietnamese
Welsh
Zulu



Image 3.2: The extensive list of 135 languages supported for translation.

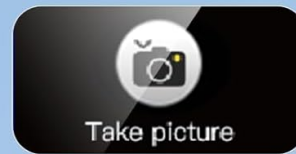
LED-Farbdisplay



Kopfhörer finden



Kalender



Kamera



Spiele



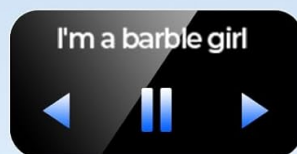
Laden



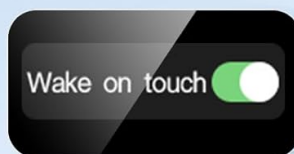
Minutenerinnerung



Videosteuerung



Musik



Klicken zum Aktivieren



Image 3.3: Functions available on the LED color display of the charging case.

4. SETUP

4.1 App Download and Installation

The MINISO MS193 earbuds require the companion application, **EarJoy**, for full functionality, especially for translation features. The app is available for free download without subscription.

1. Scan the QR code provided in the product packaging or search for "AuralIntelli" (or "EarJoy" if AuralIntelli is not found) in your device's app store (App Store for iOS, Google Play Store for Android).
2. Download and install the application.

APP downloaden

Sprachfehler mit künstlicher intelligenz sind nur für die APP erlaubt

01

Laden Sie die App ,
"EarJoy" herunter.

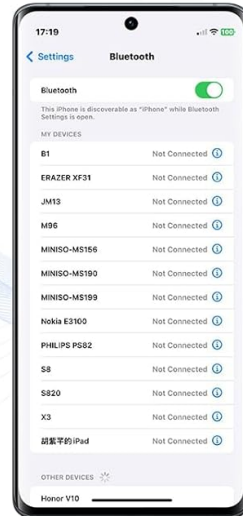


02

Melden Sie sich
in der App an.



03



Nehmen Sie die Kopfhörer heraus
und verbinden Sie sie mit Ihrem Gerät.

04

Rufen Sie die App auf
und verbinden
Sie sie per Bluetooth.

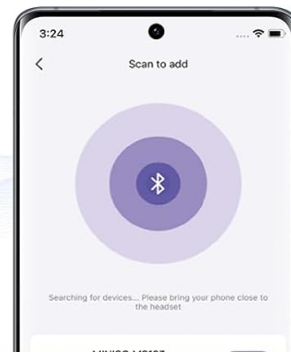


Image 4.1: Visual guide for downloading and connecting the companion application.

4.2 Bluetooth Connection

To connect your earbuds to your smartphone:

1. Ensure your earbuds are charged and removed from the charging case.
2. Enable Bluetooth on your smartphone.
3. Open the **EarJoy** (or AuralIntelli) app.
4. In the app, navigate to the device connection section and select "Add New Device" or similar option.
5. Locate "MINISO-MS193" or "NE40" in the list of available Bluetooth devices and tap to connect.
6. Once connected, the app will display the device status.

Your browser does not support the video tag.

Video 4.1: This video demonstrates the process of downloading the companion application and connecting the NE40 earbuds via Bluetooth to a smartphone. It shows scanning a QR code, searching the App Store for "AuralIntelli", installing the app, and then pairing the earbuds by selecting "NE40" from the Bluetooth device list within the app.

5. OPERATING INSTRUCTIONS

The MINISO MS193 offers various modes for translation and audio use:


5.1 Translation Modes

- **Hands-Free Mode:** For real-time conversation flow.
- **Touch Control Mode:** Operate translation with a single earbud.
- **Photo Translation:** Capture text with your phone camera for instant translation.
- **AI Chat Assistant:** Engage in natural dialogue with an AI assistant.
- **Meeting Mode:** Facilitates multilingual group discussions.
- **Hybrid Mode:** Enjoy music and simultaneous translation.
- **Voice Notes:** Automatically transcribes memos.



Image 5.1: Demonstrating the AI Dialogue Mode for interactive translation.

MINISO




**AI-Dialog
Modus**



**Freier Dialog
Modus**



**Telefon + Headset-
Modus**



**Übersetzer
Modus**

Image 5.2: Overview of the different translation modes available with the earbuds.

Your browser does not support the video tag.

Video 5.1: This video showcases the real-time translation capabilities of the NE40 earbuds. It demonstrates a conversation being translated between English and Spanish, with the translated text appearing on both the smartphone app and the earbud's display.

Your browser does not support the video tag.

Video 5.2: This short preview video illustrates various use cases for the Olycism instant translator earbuds, including business meetings, air travel, shopping abroad, and photo translation. It highlights the ability to break language barriers in different scenarios.

5.2 General Use

- **Audio Playback:** Use the earbuds for listening to music or other audio content. Control playback via the charging case's LCD touch screen or your connected device.
- **HD Calls:** The earbuds provide clear audio for phone calls.
- **Voice Commands:** Utilize voice commands for various functions as supported by the app.



Image 5.3: The earbuds are suitable for diverse environments such as business meetings, travel, and personal use.

6. MAINTENANCE

To ensure the longevity and optimal performance of your MINISO MS193 earbuds:

- **Cleaning:** Regularly clean the earbuds and charging case with a soft, dry cloth. Avoid using harsh chemicals or abrasive materials.
- **Storage:** Store the earbuds in their charging case when not in use to protect them from dust and damage.
- **Charging:** Use the provided USB-C cable for charging. Avoid overcharging or using damaged cables.
- **Water Resistance:** The earbuds have an IPX5 rating, meaning they are resistant to splashes and sweat. Do not submerge them in water.



Image 6.1: The earbuds feature IPX5 water resistance, making them suitable for active use.

7. TROUBLESHOOTING

If you encounter issues with your MINISO MS193 earbuds, please refer to the following common solutions:

- **Connection Issues:** Ensure Bluetooth is enabled on your device and the earbuds are within range. Try unpairing and re-pairing the earbuds.
- **App Not Responding:** Close and restart the EarJoy (or AuralIntelli) app. Ensure the app is updated to the latest version.
- **Translation Inaccuracy:** Ensure a clear speaking environment and speak clearly. Check your internet connection if using online translation features.
- **Audio Problems:** Check the volume levels on both your earbuds and connected device. Ensure earbuds are properly seated in your ears.
- **Earbuds Lost:** Use the smart location management feature in the app to track their last known position.

For further assistance, please contact our support team via the companion application.

8. SPECIFICATIONS







Feature	Detail
Brand	MINISO
Model Number	MS193
Battery Type	Lithium-ion
Rechargeable Battery	Yes
Manufacturer Warranty	1 Year

9. WARRANTY AND SUPPORT

The MINISO MS193 AI Instant Translator Earbuds come with a**1-year manufacturer warranty**. Please retain your proof of purchase for warranty claims.

For technical support, troubleshooting, or any inquiries regarding your product, please refer to the support section within the **EarJoy** (or AurallIntelli) companion application. You can also visit the official MINISO website for additional resources.

Related Documents - ms193

	<p>MINISO-M06 Bluetooth Earphones User Manual</p> <p>Comprehensive user manual for MINISO-M06 Bluetooth earphones, covering setup, operation, safety precautions, troubleshooting, and technical specifications. Learn how to pair, control playback, and use voice assistants.</p>
	<p>MINISO TWS Bluetooth Headphones User Guide</p> <p>Comprehensive user guide for MINISO TWS Bluetooth Headphones (Model: MINISO-207), covering specifications, setup, operation, troubleshooting, and FCC compliance.</p>
	<p>MINISO Smart Audio Glasses User Manual</p> <p>User manual for MINISO Smart Audio Glasses, detailing setup, pairing, call handling, music control, voice commands, remote camera, charging, and FCC compliance information.</p>
<p>尺寸: 70*95mm 材质: 80g书写纸 双面印刷 红线为分割线 (不打印显示)</p> 	<p>MINISO Wireless Earbud M99 Product Manual</p> <p>User manual for MINISO Wireless Earbud M99, detailing product features, specifications, operation instructions, touch controls, pairing, safety guidelines, and warranty information.</p>
	<p>MINISO W99 Dopamine Gradient Soap Open Wearable Stereo Wireless Earbuds User Manual</p> <p>User manual for MINISO W99 wireless earbuds, covering product structure, functions, parameters, troubleshooting, and safety warnings. Features include Bluetooth 5.3, 30mAh earbud battery, 200mAh charging case battery, and 5-hour playback time.</p>
	<p>MINISO MS502 Wireless Earbuds: Quick Start Guide and User Manual</p> <p>Comprehensive guide for MINISO MS502 wireless earbuds, covering setup, basic operations, key functions, LED indicators, health monitoring features, safety guidelines, warranty information, and FCC compliance. Learn how to pair, use, and maintain your earbuds.</p>