

## Noble FoKus Rex5

# Noble Audio FoKus Rex5 User Manual

True Wireless Stereo Bluetooth in-Ear Headphones

## INTRODUCTION

---

Welcome to the user manual for your Noble Audio FoKus Rex5 True Wireless Stereo Bluetooth in-Ear Headphones. These headphones are designed to provide a premium audio experience with exceptional sound personalization and wireless freedom. This manual will guide you through the setup, operation, and maintenance of your new device.

## WHAT'S IN THE BOX

---

Please check the package contents to ensure all items are present:

- Earphones (Noble Audio FoKus Rex5)
- Charging Case
- Charging Cable
- Ear Tips (10 pairs of various sizes)
- Instruction Manual (this document)
- Storage Bag

## PRODUCT OVERVIEW

---



Figure 1: Front view of the Noble Audio FoKus Rex5 earbuds, showcasing their black and gold marbled design with a reflective surface below.

The FoKus Rex5 earbuds feature a sleek, ergonomic design for comfortable in-ear placement. Each earbud is equipped with touch controls for easy operation and a built-in microphone for clear calls. The accompanying charging case provides portable power and secure storage.



Figure 2: The Noble Audio FoKus Rex5 earbuds alongside their open charging case, illustrating how they fit into the charging slots.

The charging case is compact and designed to protect your earbuds while recharging them. It features LED indicators to show charging status and battery level.

## SETUP

---

### 1. Charging the Earbuds and Case

Before first use, fully charge both the earbuds and the charging case.

1. Place the earbuds into the charging case. Ensure they are correctly seated in their respective slots (L for left, R for right).
2. Connect the charging cable to the charging port on the case and plug the other end into a USB power source.
3. The LED indicators on the case will show the charging status. A full charge for the case typically takes 2 hours.

- The earbuds will charge automatically when placed in the powered case.

## 2. Bluetooth Pairing

Pair your FoKus Rex5 headphones with your device (smartphone, tablet, computer) via Bluetooth.

- Open the charging case. The earbuds will automatically enter pairing mode, indicated by a flashing LED light on the earbuds.
- On your device, go to Bluetooth settings and ensure Bluetooth is enabled.
- Search for available devices. Select "Noble FoKus Rex5" from the list.
- Once connected, the LED indicator on the earbuds will stop flashing. You will hear an audible confirmation.
- For subsequent uses, the earbuds will automatically connect to the last paired device when taken out of the case.

## 3. Fitting the Earbuds

Proper fit is crucial for sound quality and comfort. Experiment with the included ear tips to find the best seal for your ears.

- Gently insert the earbud into your ear canal.
- Rotate the earbud slightly until it feels secure and comfortable, forming a good seal.
- If the sound quality is poor or there's a lack of bass, try a different size ear tip.

# OPERATING INSTRUCTIONS

## Touch Controls

The FoKus Rex5 earbuds feature intuitive touch controls on the outer surface of each earbud.

Action	Function
Single Tap (Left/Right)	Play/Pause Music, Answer/End Call
Double Tap (Right)	Next Track
Double Tap (Left)	Previous Track
Triple Tap (Left/Right)	Activate Voice Assistant
Long Press (2 seconds, Left/Right)	Reject Call
Long Press (3 seconds, Left/Right)	Toggle Sound Personalization Profile

## Sound Personalization

The FoKus Rex5 features sound personalization to tailor the audio to your unique hearing profile. This feature is typically managed through a dedicated mobile application (if available) or by specific touch gestures as outlined above. Refer to the Noble Audio app for detailed customization options.

## Making and Receiving Calls

- Answer/End Call:** Single tap either earbud.
- Reject Call:** Long press either earbud for 2 seconds.
- Switch between calls:** (If supported by your device) Double tap during a call to switch to an

incoming call.

## MAINTENANCE

To ensure the longevity and optimal performance of your Noble Audio FoKus Rex5 headphones, follow these maintenance guidelines:

- **Cleaning:** Regularly clean the earbuds and charging case with a soft, dry, lint-free cloth. Do not use harsh chemicals or abrasive materials. Gently remove any earwax or debris from the ear tips and speaker mesh using a small, soft brush or cotton swab.
- **Storage:** Always store the earbuds in their charging case when not in use to protect them from dust, dirt, and physical damage. Store the case in a cool, dry place, away from direct sunlight and extreme temperatures.
- **Battery Care:** Avoid fully discharging the battery frequently. For long-term storage, charge the battery to about 50% to prolong its lifespan.
- **Water Resistance:** These headphones are not waterproof. Avoid exposure to water, sweat, or high humidity.

## TROUBLESHOOTING

If you encounter issues with your FoKus Rex5 headphones, try the following solutions:

Problem	Solution
Earbuds not pairing/connecting	<ul style="list-style-type: none"><li>◦ Ensure earbuds are charged.</li><li>◦ Turn off and on Bluetooth on your device.</li><li>◦ Forget "Noble FoKus Rex5" in your device's Bluetooth settings and re-pair.</li><li>◦ Place earbuds back in the case, close it, wait 10 seconds, then open to re-enter pairing mode.</li></ul>
No sound or low volume	<ul style="list-style-type: none"><li>◦ Increase volume on both the earbuds (if applicable via app) and your connected device.</li><li>◦ Ensure earbuds are properly seated in your ears and have a good seal.</li><li>◦ Clean any debris from the earbud speaker mesh.</li><li>◦ Check if the earbuds are connected to the correct device.</li></ul>
One earbud not working	<ul style="list-style-type: none"><li>◦ Place both earbuds back in the charging case, close the lid, and then take them out again.</li><li>◦ Ensure both earbuds are charged.</li><li>◦ Perform a factory reset (refer to Noble Audio support for specific instructions if not in manual).</li></ul>
Charging case not charging	<ul style="list-style-type: none"><li>◦ Check the charging cable and power adapter. Try a different cable or adapter.</li><li>◦ Ensure the charging port on the case is clean and free of debris.</li></ul>

## SPECIFICATIONS

Feature	Detail
Model Name	Fokus Rex5
Connectivity Technology	Bluetooth, Wireless
Wireless Communication Technology	Bluetooth
Bluetooth Version	5.4
Bluetooth Range	10 Meters
Noise Control	Sound Isolation
Control Method	Touch
Ear Placement	In Ear
Form Factor	In Ear
Earpiece Shape	Ergonomic
Material	Aluminum
Impedance	32 Ohm
Carrying Case Battery Capacity	500 Milliamp Hours
Carrying Case Battery Charging Time	2 Hours
Item Weight	8.8 ounces
Package Dimensions	7.28 x 3.94 x 1.89 inches
Manufacturer	Noble Audio
UPC	199284103658
ASIN	B0FL153D56
Date First Available	August 3, 2025

## WARRANTY AND SUPPORT


Noble Audio products are designed for durability and performance. While specific warranty details are not provided in this manual, most Noble Audio products come with a limited manufacturer's warranty covering defects in materials and workmanship.

For detailed warranty information, product support, or to purchase protection plans, please visit the official Noble Audio website or contact their customer service:

- **Official Website:** [www.nobleaudio.com](http://www.nobleaudio.com)
- **Customer Service:** Refer to the website for contact methods (email, phone, support tickets).

Please retain your proof of purchase for warranty claims.


Documents - Noble – FoKus Rex5



[Noble FoKus Rex5 True Wireless Stereo Earphones User Manual](#)

Comprehensive user manual for the Noble FoKus Rex5 True Wireless Stereo Earphones, covering features, operation, pairing, controls, specifications, and safety information.


lang:en score:49 filesize: 5.18 M page\_count: 1 document date: 2024-10-22



[Noble FoKus Rex5 True Wireless Stereo Earphone User Manual](#)

Comprehensive user manual for the Noble FoKus Rex5 True Wireless Stereo Earphones, covering setup, operation, features, specifications, and safety information.

lang:en score:47 filesize: 3.89 M page\_count: 1 document date: 2024-12-03



[\[pdf\] User Manual](#)

Microsoft Word Dokument1 Uživatelská příručkaNoble Audio FoKus Rex5 TWS Noble Do uší in ear Sluchátka303 rex5 manuali00 eu file 536 303 manual |||

...

lang:en score:24 filesize: 793.72 K page\_count: 16 document date: 2025-06-11

lang:en score:24 filesize: 218.3 K page count: 1 document date: 2024-11-08