

## WDZP RC38T1-27

# WDZP RC38T1-27 Remote Control User Manual

For Bose Lifestyle Series 38/48 AV38/AV48 Systems

## INTRODUCTION

This manual provides detailed instructions for the WDZP RC38T1-27 replacement remote control. It is designed to be compatible with Bose Lifestyle Series 38, Series 48, AV38, and AV48 audio/video systems. Please ensure your original remote control matches the design shown in this manual for proper compatibility.

The RC38T1-27 remote offers an ergonomic design and uses infrared technology for reliable control of your compatible Bose system.

## SETUP

### Battery Installation

The RC38T1-27 remote control requires two AAA batteries (not included) for operation. Follow these steps to install the batteries:

1. Locate the battery compartment on the back of the remote control.
2. Slide open the battery compartment cover.
3. Insert two AAA batteries, ensuring the positive (+) and negative (-) terminals align correctly with the markings inside the compartment.
4. Close the battery compartment cover until it clicks securely into place.

**Important:** No programming or complex setup is required. Once batteries are installed, the remote is ready for use with compatible Bose systems.

# No Setup • No App • No Stress



Figure 1: Battery installation for the RC38T1-27 remote control. Insert two AAA batteries into the compartment on the back.

## OPERATING INSTRUCTIONS

The RC38T1-27 remote control provides intuitive access to various functions of your Bose Lifestyle system. Point the remote directly at your Bose system's receiver for optimal performance.

### Basic Functions

- **Power Button:** Located at the top right, press to turn your system on or off.
- **Volume Control:** Use the **+V** and **-V** buttons to adjust the audio volume.
- **Mute:** Press the **MUTE** button to temporarily silence the audio.
- **Navigation:** Use the directional arrows and **OK** button in the center to navigate menus and confirm selections.
- **Source Selection:** The **SOURCE** button allows you to cycle through available input sources (e.g., TV, CD, DVD, AUX, USB, Tuner, SAT).
- **Track Skipping:** Use the **<** and **>** buttons for track skipping or chapter navigation.
- **Menu/Exit:** Access system menus with the **MENU** button and exit with the **EXIT** button.

## Compatibility

### RC38T1-27 Lifestyle Series 38/48 AV38/AV48 Remote



Figure 2: The RC38T1-27 remote control in use, highlighting its ergonomic design and button layout.

## Operating Range

The remote control operates effectively up to a maximum range of 40 feet (approximately 12 meters) with a reliable infrared (IR) signal. Ensure a clear line of sight between the remote and your Bose system for uninterrupted control.

# 1 multiple roles·Radical operation

Using infrared technology, it can also be easily remotely controlled from the other end of the room, making it effortless and smooth


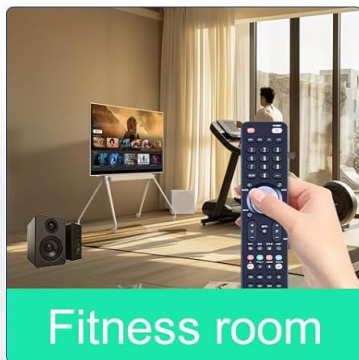
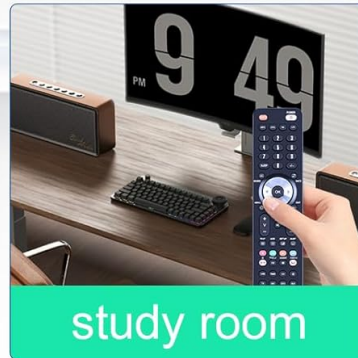
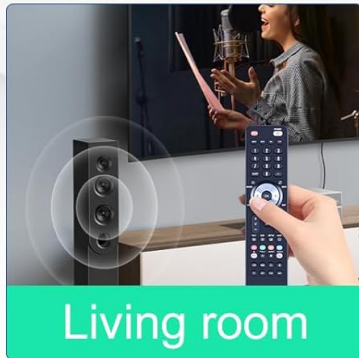


Figure 3: The RC38T1-27 remote control provides reliable operation across different rooms, demonstrating its effective range.

## MAINTENANCE

### Cleaning the Remote

To maintain the remote control's appearance and functionality, wipe it regularly with a soft, dry cloth. Avoid using abrasive cleaners, solvents, or harsh chemicals, as these can damage the surface or internal components.

### Battery Care

- Replace batteries when the remote's response becomes sluggish or inconsistent.
- Always replace both AAA batteries at the same time. Do not mix old and new batteries, or different types of batteries.
- If the remote control will not be used for an extended period, remove the batteries to prevent leakage and potential damage.
- Dispose of used batteries according to local regulations.

## TROUBLESHOOTING

If you experience issues with your RC38T1-27 remote control, please refer to the following common problems and solutions:

Problem	Possible Cause	Solution
Remote does not respond or system does not react.	<ul style="list-style-type: none"><li>• Dead or incorrectly installed batteries.</li><li>• No clear line of sight to the Bose system.</li><li>• Remote is incompatible with the Bose system.</li></ul>	<ul style="list-style-type: none"><li>• Replace both AAA batteries with new ones, ensuring correct polarity.</li><li>• Ensure there are no obstructions between the remote and the Bose system. Point the remote directly at the system.</li><li>• Verify that your Bose system is a Lifestyle Series 38/48, AV38, or AV48. This remote is specifically designed for these models.</li></ul>
Remote functions are intermittent or sluggish.	<ul style="list-style-type: none"><li>• Low battery power.</li><li>• Operating outside the effective range.</li><li>• Interference from other electronic devices.</li></ul>	<ul style="list-style-type: none"><li>• Replace batteries.</li><li>• Move closer to the Bose system (within 40 feet).</li><li>• Ensure no strong light sources or other IR devices are interfering.</li></ul>
Remote blinks but does not control the system.	<ul style="list-style-type: none"><li>• Incompatibility with the specific Bose model.</li><li>• System is not powered on or in standby.</li></ul>	<ul style="list-style-type: none"><li>• Double-check your Bose system model number against the compatible models listed in this manual.</li><li>• Ensure your Bose system is powered on and ready to receive commands.</li></ul>

## SPECIFICATIONS

<b>Brand</b>	WDZP
<b>Model Name</b>	RC38T1-27
<b>Model Number</b>	RC38T1-27 WDZP
<b>Special Feature</b>	Ergonomic
<b>Color</b>	Black
<b>Max Number of Supported Devices</b>	1
<b>Compatible Devices</b>	Bose Lifestyle Series 38/48, AV38/AV48 Stereo Systems
<b>Connectivity Technology</b>	Infrared (IR)

<b>Controller Type</b>	Infrared
<b>Maximum Range</b>	40 Feet (approx. 12 meters)
<b>Battery Type</b>	2 AAA batteries (not included)
<b>Manufacturer</b>	WDZP



Figure 4: Dimensions of the RC38T1-27 remote control.

# Premium ABS Material Matte/Smooth Finish

**40** Feet **180°** **38** Khz.  
Control Distance Control Angle Reaction Rate

✓ Durable & Shockproof

✓ Lightweight & Comfortable

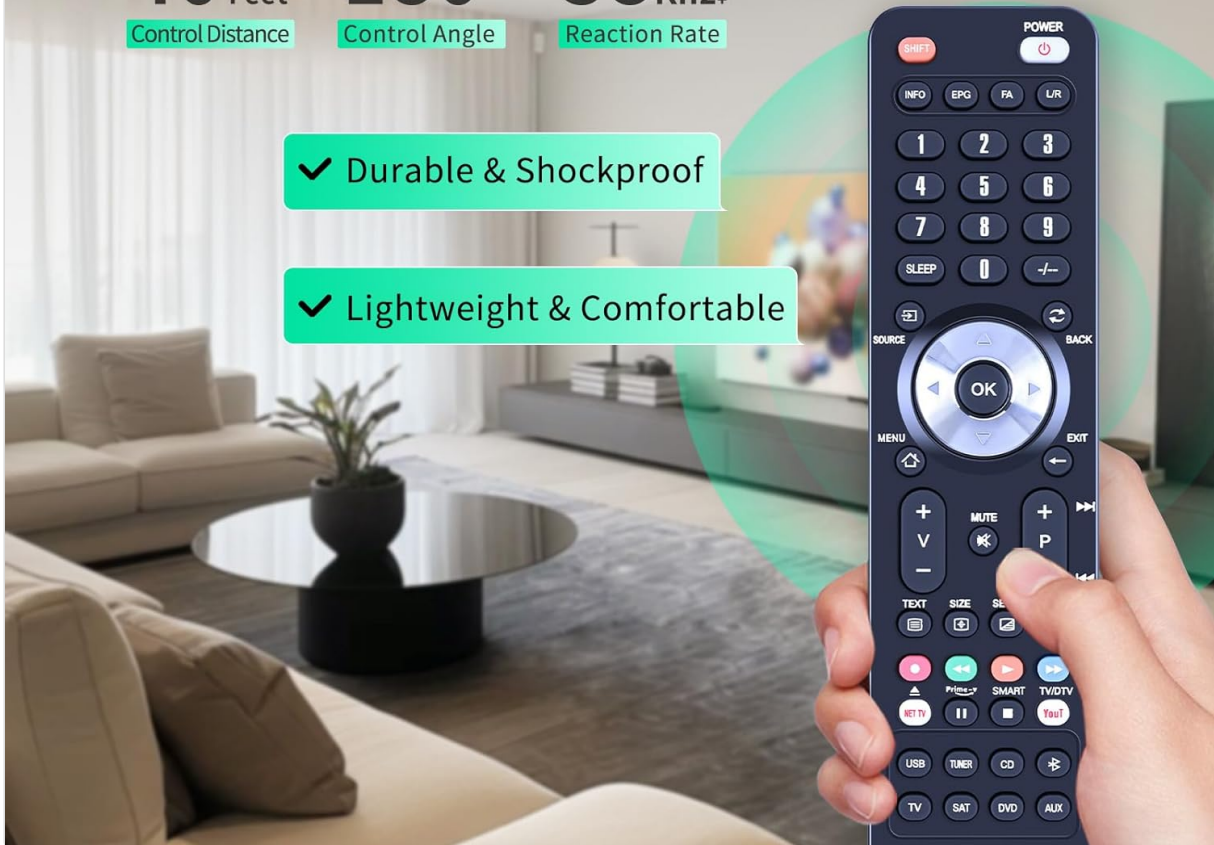


Figure 5: Key performance specifications including control distance, angle, and reaction rate.

## WARRANTY AND SUPPORT

### Warranty Information

The WDZP RC38T1-27 remote control comes with a **6-month warranty**. This warranty covers manufacturing defects and ensures free exchange or refund for quality-related issues. Please retain your proof of purchase for warranty claims.

### Customer Support

For any questions, technical assistance, or warranty claims, please contact WDZP customer support. You can find more information and contact details by visiting the official WDZP store:

[Visit the WDZP Store on Amazon](#)

