

NUBWO HG04L

NUBWO HG04L Gaming Headset User Manual

Model: HG04L

1. INTRODUCTION

This manual provides comprehensive instructions for the NUBWO HG04L Gaming Headset. It covers product features, setup, operation, maintenance, and troubleshooting to ensure optimal performance and user experience. The HG04L headset is designed for multi-platform compatibility, offering clear audio and communication for gaming and other applications.

2. PACKAGE CONTENTS

Verify that all items are present in your package:

- 1 x NUBWO HG04L Gaming Headset



Image: The NUBWO HG04L Gaming Headset, showing its white design and 3.5mm audio jack.

3. PRODUCT OVERVIEW

The NUBWO HG04L Gaming Headset features a lightweight design, clear unidirectional microphone, and soft memory earmuffs for extended comfort. It connects via a 3.5mm jack, making it compatible with various gaming consoles and devices.

Key Features:

- **Hi-Fi Stereo Sound:** Professionally tuned audio for precise in-game sound, rich music, and immersive movie experiences.
- **Clear Unidirectional Microphone:** Cardioid microphone design filters ambient noise, focusing on your voice within a 120° pickup angle for clear communication.
- **Ergonomic Controls:** Mute button and volume wheel are conveniently located on the earcup for easy, intuitive adjustments during use.
- **Comfortable Design:** Over-ear earcups with memory foam padding and breathable leather ensure comfort during long gaming sessions.
- **Anti-Tangling Braided Cable:** Durable 1.5m braided cable resists tangling and wear.
- **Foldable & Rotatable Design:** Earcups rotate for a personalized fit and noise isolation, and the headset folds for compact storage and portability.



Image: Diagram illustrating the adjustable headband and 90-degree swivel earcups of the NUBWO HG04L headset, highlighting its ergonomic and foldable design.

POINT-TO-POINT AUDIO RECORDING

*Uni-Directional Microphone (Cardioid Polar Pattern)
can pick up 120-degree range sounds*




Image: A visual representation of the unidirectional microphone's 120-degree sound pickup pattern, demonstrating its ability to isolate the user's voice.

4. SETUP INSTRUCTIONS

The NUBWO HG04L headset connects via a standard 3.5mm audio jack. No additional drivers or software are required for basic functionality.

Connecting to Gaming Consoles (PS5/PS4, Xbox Series X|S/Xbox One, Nintendo Switch):

1. Locate the 3.5mm audio jack on your console's controller (for PS5/PS4, Xbox) or directly on the console/handheld device (for Switch).
2. Insert the 3.5mm plug of the NUBWO HG04L headset firmly into the audio jack.
3. Adjust audio settings on your console if necessary to ensure the headset is selected as the input/output device.



Image: A user connecting the NUBWO HG04L headset to a PlayStation 5 controller, demonstrating console compatibility.

Connecting to PC/Laptop:

1. If your PC/laptop has a combined 3.5mm audio jack (headphone/microphone combo), insert the headset's 3.5mm plug directly.
2. If your PC/laptop has separate audio (headphone) and microphone jacks, you may need a 3.5mm splitter cable (not included) to connect both functions.
3. Verify audio input/output settings in your operating system to ensure the headset is recognized and selected.



Image: A user wearing the NUBWO HG04L headset while using a laptop, illustrating PC compatibility.

5. OPERATING INSTRUCTIONS

Volume Control:

The volume wheel is located on the left earcup. Rotate the wheel upwards to increase volume and downwards to decrease volume.

Microphone Mute/Unmute:

A mute button is located on the left earcup, near the microphone. Press the button to mute the microphone. Press it again to unmute.



Image: Close-up of the NUBWO HG04L headset's left earcup, highlighting the easily accessible mute button and volume control wheel.

Microphone Positioning:

The flexible microphone can be adjusted to your preferred position for optimal voice pickup. Ensure the microphone is positioned close to your mouth for the clearest communication.

Adjusting Fit:

The headband is adjustable to fit various head sizes. The earcups can also rotate 90 degrees to conform to your head shape, providing a comfortable and secure fit. This rotation also allows for single-ear listening if desired.




Image: A woman wearing the NUBWO HG04L headset, illustrating how the rotating earcups provide a personalized and comfortable fit.

6. MAINTENANCE

Proper care extends the life of your NUBWO HG04L Gaming Headset.

- **Cleaning:** Use a soft, dry cloth to wipe down the earcups and headband. For stubborn dirt, a slightly damp cloth can be used, but ensure no moisture enters the speaker grilles or microphone.
- **Storage:** When not in use, store the headset in a clean, dry place. The foldable design allows for compact storage, protecting it from dust and damage.
- **Cable Care:** Avoid sharp bends or excessive pulling on the braided cable to prevent internal damage.



Image: The NUBWO HG04L headset in its folded configuration, demonstrating its portability and ease of storage.

7. TROUBLESHOOTING

If you encounter issues with your NUBWO HG04L Gaming Headset, refer to the following common solutions:

- **No Sound:**
 - Ensure the 3.5mm jack is fully inserted into the device.
 - Check the volume wheel on the headset and increase it.
 - Verify the audio output settings on your device (console, PC, etc.) to ensure the headset is selected.
 - Test the headset with another device to rule out a device-specific issue.
- **Microphone Not Working:**
 - Ensure the microphone mute button on the headset is not activated.
 - Check the microphone input settings on your device to ensure the headset microphone is selected and its volume is not muted or too low.
 - Ensure the microphone is positioned correctly and not obstructed.
 - If using a PC with separate audio jacks, confirm you are using a 3.5mm splitter if required.
- **Sound Distortion/Poor Quality:**
 - Ensure the 3.5mm connection is secure and free from debris.
 - Reduce the volume on your device or headset if the sound is crackling or distorted.
 - Test with another device to determine if the issue is with the headset or the source device.

8. SPECIFICATIONS

Feature	Detail
Model Name	HG04L
Connectivity Technology	Wired (3.5mm Jack)
Audio Driver Type	Dynamic Driver
Audio Driver Size	40 Millimeters
Frequency Response	20 KHz (Upper limit, typical range 20Hz-20kHz)
Sensitivity	96 dB
Impedance	32 Ohm
Microphone Type	Unidirectional (Cardioid)
Ear Placement	Over Ear
Form Factor	Over Ear
Special Features	Foldable, Surround Sound (simulated)
Item Weight	11.7 ounces (approx. 331g)
Product Dimensions	2.36 x 6.1 x 7.17 inches

Material	Plastic
Color	White



9. WARRANTY AND SUPPORT

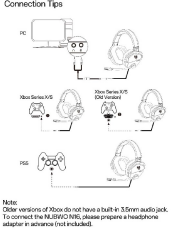



NUBWO products are designed for reliability and performance. For warranty information and customer support, please refer to the official NUBWO website or contact your retailer. Keep your purchase receipt as proof of purchase for warranty claims.

For further assistance, visit the [NUBWO Store on Amazon](#).



Related Documents - HG04L

	<p>NUBWO G06-P Wireless Gaming Headset User Manual and Guide</p> <p>Comprehensive user manual for the NUBWO G06-P Wireless Gaming Headset, covering setup, features, specifications, troubleshooting, and maintenance for PC, PS4, PS5, Xbox, and mobile devices.</p>
	<p>NUBWO G06 Wireless Gaming Headset User Manual</p> <p>This document provides instructions and specifications for the NUBWO G06 Wireless Gaming Headset, compatible with PS4, PS5, PC, and other devices. It details features such as noise cancellation, 2.4GHz ultra-low latency, and soft memory earmuffs.</p>

 <p>Connection Tips</p> <p>PC</p> <p>Xbox Series X/S</p> <p>PS5</p> <p>Note: Older versions of Xbox do not have a built-in 3.5mm audio jack. To connect the NUBWO N16, please prepare a headphone adapter or extension (not included).</p>	<p>NUBWO N16 Gaming Headset: Connection, Troubleshooting, and Specifications</p> <p>Comprehensive guide to connecting the NUBWO N16 gaming headset to PC, Xbox, and PlayStation consoles, along with troubleshooting tips and detailed product specifications.</p>
 <p>Quick Start Guide</p> <p>FAQ</p>	<p>NUBWO G06-BT Wireless Headset Quick Guide and Troubleshooting</p> <p>Concise quick start guide and FAQ for the NUBWO G06-BT wireless headset, covering initial setup, connection troubleshooting, and contact information.</p>
	<p>NUBWO G03 Wireless Gaming Headset User Manual</p> <p>User manual for the NUBWO G03 wireless gaming headset, detailing setup, charging, pairing, and connectivity for PC and PS4/PS5 consoles.</p>
	<p>NUBWO N11U USB Gaming Headset User Guide</p> <p>User guide for the NUBWO N11U USB Gaming Headset, detailing package contents, PC and Mac setup, 7.1 Surround Sound features, software requirements, troubleshooting, and customer service information.</p>