

LIGE TX3-H

LIGE TX3-H Smartwatch User Manual

Model: TX3-H | Brand: LIGE

INTRODUCTION

This manual provides detailed instructions for the operation and maintenance of your LIGE TX3-H Smartwatch. Please read this guide thoroughly to ensure proper use and to maximize the features of your device. The LIGE TX3-H Smartwatch combines advanced technology with a robust design, offering comprehensive health monitoring, extensive sports tracking, and convenient communication features.



Figure 1: LIGE TX3-H Smartwatch with interchangeable straps.

WHAT'S IN THE BOX

Upon unboxing your LIGE TX3-H Smartwatch, you will find the following items:

- LIGE TX3-H Smartwatch Unit
- Silicone Watch Strap
- Metal Watch Bracelet
- Magnetic Charging Cable
- Bracelet Adjustment Tool
- Spare Pins for Straps
- Screen Protectors (2 units)
- User Manual



Figure 2: Packaging contents of the LIGE TX3-H Smartwatch.

Video 1: Unboxing the LIGE TX3-H Smartwatch and its accessories.

SETUP

1. Charging the Smartwatch

Before initial use, fully charge your smartwatch. Connect the magnetic charging cable to the charging port on the back of the watch and plug the USB-A end into a compatible power adapter. A full charge typically takes approximately 3 hours. The 900mAh battery provides over 60 days of standby time and up to 30 days of high-efficiency use.

900 mAh Large Battery

Note: Battery life may vary depending on settings, frequency of use and ambient temperature. Therefore actual results may differ from laboratory data.



Figure 3: Smartwatch charging and battery capacity information.



Figure 4: Battery performance details for the smartwatch.

2. Attaching/Changing Watch Bands

Your smartwatch comes with both a silicone strap and a metal bracelet. Use the provided tools and spare pins to attach or change the bands according to your preference. The metal bracelet can be adjusted for length using the included adjustment tool.

3. App Installation and Pairing

To unlock the full potential of your LIGE TX3-H Smartwatch, download the companion application on your smartphone. The app is compatible with Android and iOS 9.0 and above. Scan the QR code in the user manual or search for the app in your device's app store. Follow the in-app instructions to pair your smartwatch via Bluetooth 5.3 for a fast and stable connection.

OPERATING INSTRUCTIONS

1. Display and Navigation

The smartwatch features a 1.73" full-touch AMOLED display with 466x466 resolution. Swipe across the screen to navigate through menus and features. The accurate touch technology ensures smooth and natural operation. Buttons on the side provide additional control for power and menu access.

1.73" AMOLED Screen

AMOLED
Ultra-Wide Viewing Angle

99.5% Adobe RGB

Color Accuracy
 $\Delta E < 5$





100+ Watch Faces

"Da Fit" dial market offers more than 100 beautiful dials, and you can also use your favorite photos as dials



Figure 5: High-definition AMOLED display and watch face customization.



Military Smartwatch

The smart watch is made of a titanium alloy housing that is wear-resistant, shock-resistant, water-resistant and sand-resistant and offers your device excellent safety protection.

- 5ATM Waterproof
- Dustproof
- Drop-proof
- Scratch Resistant

Figure 6: Visual comparison highlighting the clarity of the AMOLED display.

2. Communication Features

- **Bluetooth Calls:** With the built-in microphone and high-definition speakers, you can make and receive calls directly from your watch. Add contacts and view call logs through the companion app.
- **Message Notifications:** Receive real-time notifications from various applications such as WhatsApp, Twitter, Facebook, and Instagram.
- **AI Voice Assistant:** Activate your phone's voice assistant directly from the smartwatch for hands-free control.



Figure 7: Bluetooth call and message notification interface.



Figure 8: Detailed view of Bluetooth call functions on the smartwatch.



Figure 9: Smartwatch receiving notifications from popular messaging platforms.



Figure 10: Using the AI Voice Assistant feature on the smartwatch.

3. Customization

- **Watch Faces:** Choose from over 200 downloadable dials or customize your watch face with your favorite pictures via the companion app.
- **Other Settings:** Adjust brightness, set do-not-disturb mode, enable password protection, and activate wrist-lift to brighten screen.

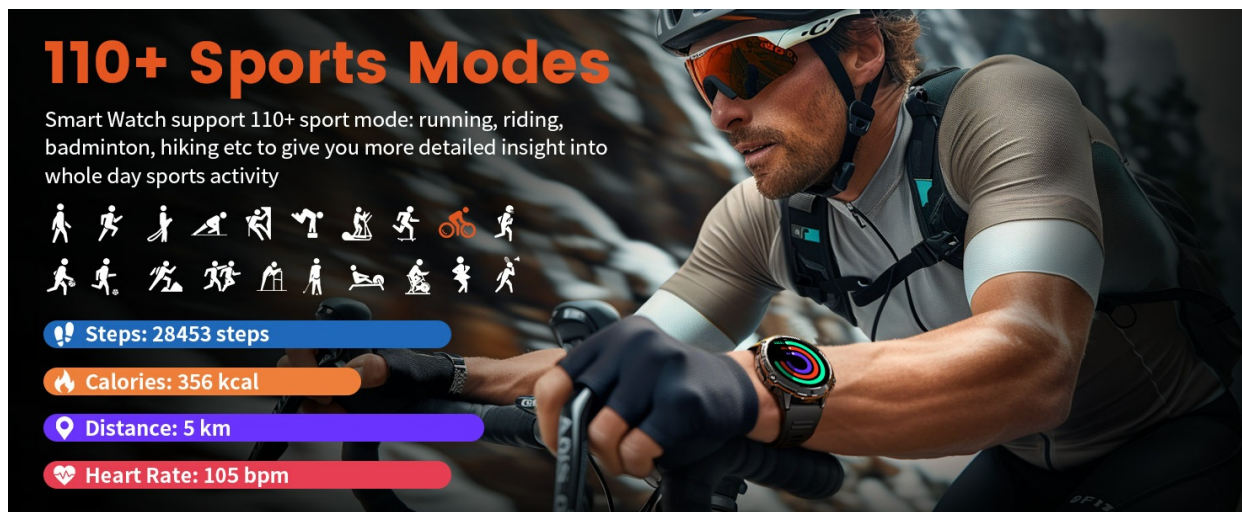


Figure 11: Extensive watch face options and DIY customization.

4. Additional Functions

The smartwatch integrates various practical functions for daily life:

- Compass
- Weather Forecasts
- Alarm Clocks
- Calculators
- Pedometer
- Music Controls
- Photo Controls (remote camera shutter)
- Find Phone
- SOS Emergency Calls



Figure 12: Overview of the smartwatch's multi-functional capabilities.



Figure 13: Outdoor features including compass and barometric pressure.

HEALTH MONITORING

The LIGE TX3-H Smartwatch features an advanced sensor chip for comprehensive health tracking:

- **Heart Rate Monitoring:** Continuously monitors your heart rate, providing real-time data.
- **Sleep Monitoring:** Tracks the length and quality of your sleep, differentiating between deep and light sleep. View detailed sleep data in the app to improve sleep habits.
- **Blood Oxygen (SpO2) and Stress Monitoring:** Provides insights into your blood oxygen levels and stress.
- **Reminders:** Includes sedentary reminders and drink water reminders to promote healthy habits.
- **Physiological Cycle Reminder:** Offers reminders for menstrual and cycle days.

Note: Monitoring data is for reference only and cannot be used for medical diagnosis.



Figure 14: Continuous health monitoring for sleep and heart rate.



Figure 15: Detailed 24-hour heart rate tracking.



Figure 16: Sleep quality and duration tracking.

SPORTS MODES

The LIGE TX3-H Smartwatch offers over 110 sports modes to track your physical activity. It records steps, calories burned, distance, and heart rate zones, providing detailed insights into your workouts.

- **Common Modes:** Walking, Running, Cycling, Skipping, Badminton, Basketball, Football, Swimming, Climbing, Tennis, Rugby, Golf.
- **Gym Modes:** Elliptical, Indoor Cycling, Free Training, Rowing Machine.

110+ Sports Modes

Explore 110+ sports modes and track your progress

 **6028** STEP


 **328** KCAL

 **5.03** KM

 **148** BPM



Figure 17: Tracking various sports activities and metrics.



24-Hour Heart Rate Monitor

Equipped with advanced optical sensors, the smart watch provides real-time heart rate monitoring, giving you peace of mind when it comes to your health.




Figure 18: Comprehensive tracking for over 110 sports modes.



Figure 19: Smartwatch in use during diverse physical activities.

MAINTENANCE

1. Water Resistance

The LIGE TX3-H Smartwatch is 5ATM waterproof, designed to withstand various harsh environments. It is suitable for swimming and other water-related activities. If the watch gets wet, utilize the built-in water draining mode to expel any water from the speaker and microphone.

Military-Grade, 5ATM Waterproof

Withstand Any Harsh Environment, The Best
Assistant for Outdoor Sports.





Anti-Scratch



Dustproof



**-40° - 70° Harsh
Cond Tion**

Figure 20: Smartwatch durability features including 5ATM waterproofing.

Bluetooth Call

Call Records

Phone Call
1856xxxx328 28/09/2022
Jason 28/09/2022
Charles 28/09/2022

Contact Person

1856xxxx328		
1	2	3
4	5	6
7*	8	9#
0+		

Call Answer/Dail

Volume
Alice
Rita
Jason

Bluetooth



Smartwatch screen: 1856 xxxx 328 Incoming Call

Smartphone screen: +1-856-xxx-328 los angeles USA

Buttons: Message, Accept

Figure 21: Military-grade durability for various conditions.

2. Durability

Constructed with a full metal body and titanium alloy housing, the smartwatch is wear-resistant, shock-resistant, and sand-resistant. The display is also anti-scratch.

TROUBLESHOOTING

If you encounter any issues with your LIGE TX3-H Smartwatch, please refer to the following common solutions:

- **Connection Issues:** Ensure Bluetooth is enabled on your smartphone and the smartwatch is within range. Restart both devices and attempt to re-pair through the Da Fit app.
- **Inaccurate Readings:** Ensure the watch is worn snugly on your wrist. Clean the sensor on the back of the watch regularly.
- **Battery Draining Quickly:** Reduce screen brightness, disable unnecessary notifications, and limit continuous heart rate monitoring if not required.
- **Screen Unresponsive:** Restart the smartwatch by long-pressing the power button.

For further assistance, please contact LIGE customer support.







SPECIFICATIONS

Feature	Specification
Model Number	TX3-H
Display Size	1.73 Inches AMOLED
Display Resolution	466x466 pixels
Battery Capacity	900 Milliamp Hours (Lithium Polymer)
Connectivity	Bluetooth 5.3
Memory Storage	128 MB
Operating System	AsteroidOS
Water Resistance	5ATM
GPS	No GPS
Item Weight	8.8 ounces
Compatible Devices	Android and iOS 9.0+ smartphones

WARRANTY AND SUPPORT

LIGE products are manufactured with high-quality standards. For any issues or inquiries regarding your LIGE TX3-H Smartwatch, please refer to the contact information provided in your product packaging or visit the official LIGE support website. Our customer service team is available to assist you within 24 hours.

Related Documents - TX3-H

	<p>LIGE Smart Watch User Manual and Guide</p> <p>Official user manual for the LIGE Smart Watch, providing instructions on setup, features, health tracking, fitness modes, and connectivity for Android and iOS devices.</p>
	<p>LIGE Smartwatch User Manual: Features, Operation, and Troubleshooting</p> <p>A comprehensive guide to operating your LIGE smartwatch, covering product specifications, button and screen controls, app connection, health monitoring features, and frequently asked questions.</p>
	<p>LIGE Sports Smart Watch User Manual</p> <p>User manual for the LIGE Sports Smart Watch, detailing setup, pairing with the FitCloudPro app, watch functions like step counting, heart rate monitoring, sleep tracking, weather, music control, and message notifications. Includes app features such as data synchronization and customizable watch faces.</p>
	<p>LIGE Smartwatch User Manual: Features, Setup, and Operation</p> <p>Comprehensive guide to the LIGE smartwatch, covering app download, connection, features like step tracking, sleep monitoring, heart rate, blood pressure, notifications, sports modes, and device settings.</p>
	<p>LIGE BW1290 Smart Watch: Frequently Asked Questions and Video Guides</p> <p>This document provides frequently asked questions (FQA) and video guides for the LIGE BW1290 Smart Watch, covering Bluetooth connectivity, call functions, SMS synchronization, app settings, strap adjustment, and charging issues.</p>
	<p>LIGE BW327 Smart Watch User Manual and Features</p> <p>Comprehensive guide to the LIGE BW327 Smart Watch, covering setup, features like heart rate monitoring, step tracking, training modes, sleep tracking, notifications, and Bluetooth connectivity for Android and iOS devices.</p>

