

RUXINGX G62

RUXINGX Smart Watch G62 User Manual

Model: G62

[Features](#) [Setup](#) [Operation](#) [Health Monitoring](#) [Sports Modes](#) [Smart](#)
[Maintenance](#) [Troubleshooting](#) [Specifications](#) [Warranty & Support](#)

1. SETUP GUIDE

1.1 Package Contents

Your RUXINGX G62 Smart Watch package includes:

- RUXINGX G62 Smart Watch (with pre-installed silicone band)
- Additional band (e.g., Milanese loop or another silicone band, depending on model)
- USB Charging Cable
- User Manual



Image: The RUXINGX G62 Smart Watch in Gold-Pink with a Milanese loop band, alongside an additional pink silicone band and a USB charging cable, all neatly arranged in its packaging.

1.2 Initial Charging

Before first use, fully charge your smartwatch. The device features a 1000mAh battery and typically charges in approximately 2.5 hours.

1. Connect the USB charging cable to the charging contacts on the back of the watch.
2. Plug the USB end of the cable into a standard USB power adapter (not included) or a computer's USB port.
3. The watch display will indicate charging status.

A full charge provides up to 30 days of typical use or 100 days in standby mode.

1.3 App Installation and Pairing

To unlock all features and synchronize data, install the companion app, "FitCloudPro," on your smartphone.

1. **Download the App:** Scan the QR code provided in the user manual or on the watch screen, or search for "FitCloudPro" in your smartphone's app store (compatible with iOS 9.0+ and Android 6.0+).
2. **Enable Bluetooth:** Ensure Bluetooth is enabled on your smartphone.
3. **Open FitCloudPro:** Launch the app and follow the on-screen instructions to create an account or log in.
4. **Add Device:** In the app, navigate to the "Device" section and select "Add Device" or similar. The app will search for your smartwatch.
5. **Pair:** Select "G62" or the corresponding device name from the list. Confirm the pairing request on both your phone and watch if prompted.

Keep FitCloudPro Running in Background (for continuous notifications & data sync)

FOR IPHONE USERS:

Go to Settings > General>Select Background App Refresh>Find FitCloudPro and ENABLE.

FOR ANDROID USERS:

Open Settings > Apps > FitCloudPro>Select Battery (or Power Management)>Choose "Don' t optimize" or "Unrestricted"(Prevents system from stopping the app)

Image: Instructions for keeping the FitCloudPro app running in the background for continuous notifications and data sync on both iPhone and Android devices.

1.4 Changing Watch Bands

The RUXINGX G62 Smart Watch allows for easy band replacement to suit various styles or activities.

1. Locate the quick-release pins on the underside of the watch band where it connects to the watch body.
2. Slide the pin inwards to detach the band from the watch.
3. Align the new band with the watch body and slide the quick-release pin into place until it clicks securely.

24/7 Health Track Companion



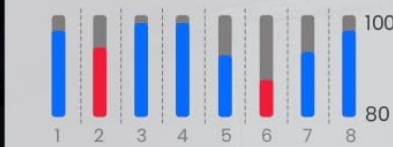
Heart Rate

145  BPM



Blood Oxygen

99%



Blood Pressure

120/80

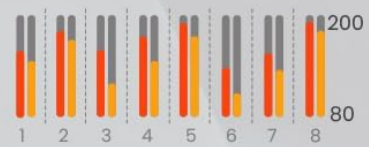


Image: The RUXINGX G62 Smart Watch in Gold-Pink, shown with an attached Milanese loop band and a separate pink silicone band, highlighting the interchangeable design.

2. OPERATING YOUR SMART WATCH

2.1 Basic Navigation

The 1.85" HD touchscreen allows for intuitive navigation:

- **Swipe Up/Down:** Access quick settings or notifications.
- **Swipe Left/Right:** Scroll through widgets like activity data, heart rate, weather, etc.
- **Tap:** Select an icon or option.
- **Side Button:** Press to wake the screen, return to the home screen, or access the app menu.

2.2 Customizable Dials

Personalize your watch face from over 300 dynamic options or upload your own photo via the FitCloudPro app.

200+ Watch Faces & DIY

Choose an online watch face
or upload a photo to design your style



Image: The RUXINGX G62 Smart Watch showcasing multiple customizable watch faces, including floral, abstract, and data-rich designs, emphasizing personalization.

2.3 Bluetooth Calls & Smart Notifications

Stay connected directly from your wrist.

- **Answering Calls:** Answer incoming calls directly from your watch using its built-in speaker and microphone.
- **Notifications:** Receive instant alerts for texts, emails, and social media apps (WhatsApp, Facebook, Instagram, Twitter). Ensure call/SMS notifications are enabled in the FitCloudPro app after pairing. Keep the app running in the background for uninterrupted alerts.

Communication Back to the Wrist



Image: A RUXINGX G62 Smart Watch on a wrist, displaying an incoming call and various social media app icons, illustrating its communication features.

3. HEALTH MONITORING

The RUXINGX G62 Smart Watch provides comprehensive 24/7 health tracking.

- **Heart Rate Monitoring:** Tracks your heart rate continuously throughout the day.

- **SpO2 Monitoring:** Measures your blood oxygen levels.
- **Sleep Monitoring:** Records sleep stages (deep, light, REM) and provides insights into sleep quality. Note: Sleep data is recorded between 9:30 PM and 12:00 PM; irregular sleep times may affect accuracy.
- **Blood Pressure Monitoring:** Provides blood pressure readings.
- **Breathing Training:** Guided breathing exercises for stress management.
- **Menstrual Cycle Tracking:** For female users, track and predict menstrual cycles.
- **Sedentary Reminder:** Alerts you to move after periods of inactivity.
- **Drink Water Reminder:** Reminds you to stay hydrated.

120+ Professional Sports Modes

Scientific and interesting training helps you get a good figure

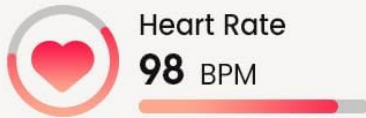
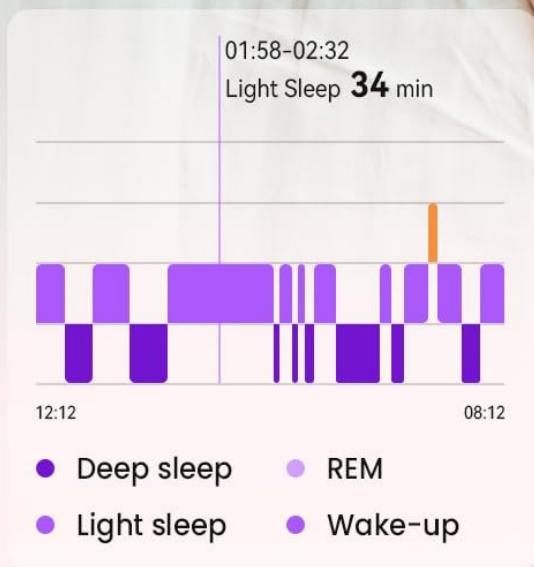


Image: A RUXINGX G62 Smart Watch on a wrist, showing screens for heart rate (145 BPM), blood oxygen (99%), and blood pressure (120/80), indicating its health tracking capabilities.

Scientific Sleep Monitoring

Track different sleep stages to help you improve sleeping habits



Today's overview



8 h 32 min
Sleep duration



5 h 21 min
Light sleep



Image: A RUXINGX G62 Smart Watch on a wrist, displaying detailed sleep monitoring data including deep sleep, light sleep, and wake-up times, with a total sleep duration of 8 hours and 32 minutes.

4. SPORTS MODES & FITNESS TRACKING

The watch supports over 120 sports activities and tracks key fitness metrics.

- **120+ Sports Modes:** Select your activity (running, swimming, yoga, hiking, etc.) to track specific workout data.

- **GPS Tracking:** Connects with your phone's GPS to accurately record routes and distances during outdoor activities.
- **Metrics Tracked:** Steps, calories burned, distance, and duration.

Product Dimensions

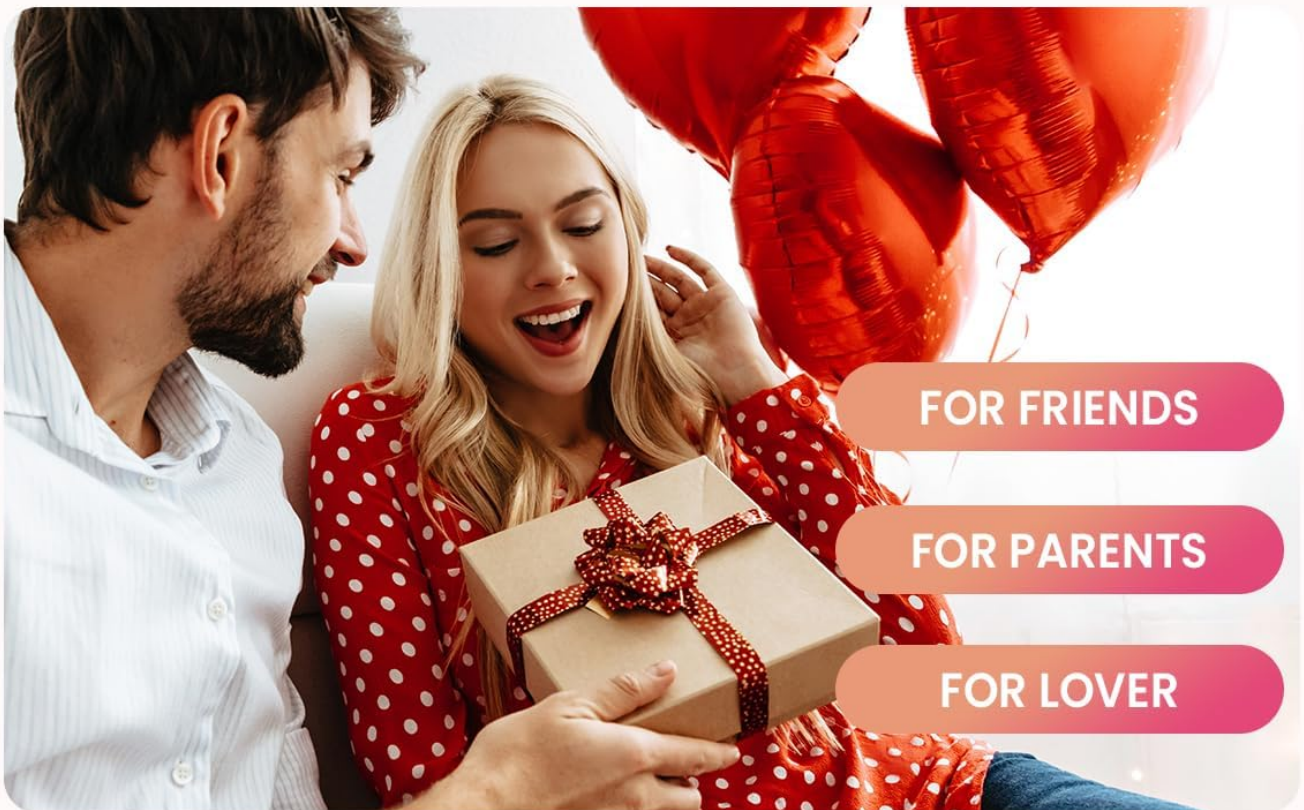
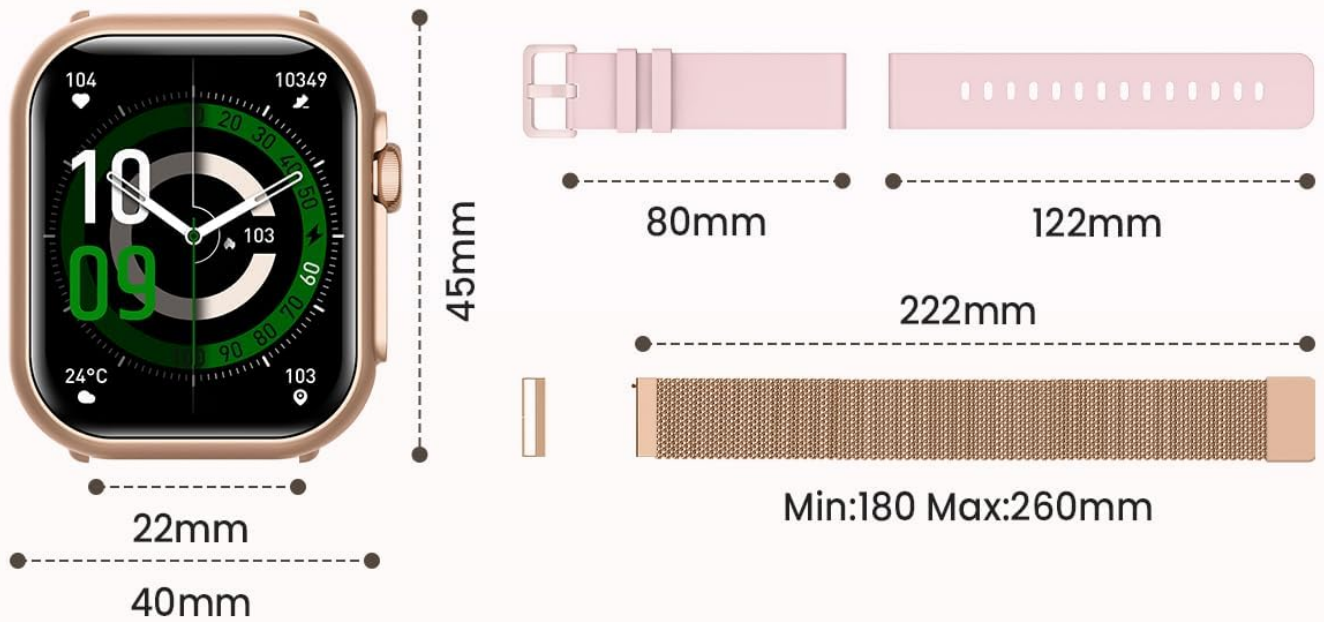


Image: A RUXINGX G62 Smart Watch on a wrist, displaying fitness data including calories burned (234 Kcal), steps taken (3652), heart rate (98 BPM), and distance covered (1.8 Km), with icons for various sports activities.

5. SMART ASSISTANT FEATURES

Enhance your daily convenience with these integrated smart features:

- **Music Control:** Control music playback on your smartphone directly from your watch.
- **Remote Photo Capture:** Use your watch as a remote shutter for your phone's camera.
- **Weather Forecast:** Check current weather conditions and forecasts.
- **Alarms & Reminders:** Set alarms and various reminders (e.g., sedentary, drink water).

6. MAINTENANCE

6.1 Water Resistance

The RUXINGX G62 Smart Watch has a 5ATM waterproof rating. This means it is suitable for swimming, showering, and can withstand sweat. It is not recommended for deep diving or exposure to hot water/corrosive liquids.

6.2 Cleaning

Regularly clean your watch and bands with a soft, damp cloth to prevent skin irritation and maintain appearance. Ensure the watch is dry before charging.

7. TROUBLESHOOTING

- **Notifications Not Working:**
Ensure the FitCloudPro app is running in the background. For iPhone users, go to Settings > General > Background App Refresh > Find FitCloudPro and ENABLE. For Android users, open Settings > Apps > FitCloudPro > Select Battery (or Power Management) > Choose "Don't optimize" or "Unrestricted" to prevent the system from stopping the app.
- **Pairing Issues:**
Make sure Bluetooth is enabled on your phone and the watch is within range. Restart both your phone and watch, then try pairing again.
- **Inaccurate Sleep Data:**
Sleep data is recorded between 9:30 PM and 12:00 PM. Irregular sleep times outside this window may affect accuracy.

8. SPECIFICATIONS

Model Number	G62
Brand	RUXINGX
Screen Size	1.85 Inches
Battery Capacity	1000 mAh
Battery Life	Up to 30 days (100 days standby)
Charging Time	Approx. 2.5 hours
Water Resistance	5ATM

Connectivity	Bluetooth
Operating System Compatibility	iOS 9.0+ and Android 6.0+
Memory Storage Capacity	128 MB
Health Tracking	Heart Rate, SpO2, Sleep, Blood Pressure, Breathing Training, Menstrual Cycle
Sports Modes	120+

9. WARRANTY & SUPPORT

- **Warranty:** The RUXINGX G62 Smart Watch comes with a 2-year warranty.
- **Lifetime Updates:** Benefit from lifetime software updates to keep your watch's features current.
- **Customer Support:** 24/7 customer support is available for assistance.
- **Return Policy:** A 30-day no-reason return policy is offered.




Image: A graphic detailing RUXINGX customer support, including lifetime support, 24-hour quick service via email, 30-day return policy, and 2-year free replacement warranty.

10. PRODUCT VIDEOS

RUXINGX Smart Watch Features Overview

Your browser does not support the video tag.

Video: An official product video from RUXINGX showcasing the key features of the Smart Watch, including its long battery life, health monitoring capabilities, and smart notifications. This video highlights the watch's functionality and design.
