



[Manuals.plus](#) /

› [Falagil](#) /

› Falagil Flatiron Building Set (MOC20004) Instruction Manual

Falagil MOC20004

Falagil Flatiron Building Set Instruction Manual

MODEL: MOC20004

Brand: Falagil



Image: Falagil Flatiron Building Set, a detailed architectural model of the iconic New York City landmark.

Introduction

This instruction manual provides comprehensive guidance for assembling and maintaining your Falagil Flatiron Building Set, model MOC20004. This 4500-piece construction kit allows you to recreate the iconic New York City landmark with intricate details, including a vibrant street corner scene and detailed interior facilities. Please read all instructions carefully before beginning assembly.

Safety Information

- This toy is not suitable for ages under 3 years.
- It contains small parts which may pose a choking hazard.

- Adult supervision is recommended during assembly, especially for younger builders (recommended age 14+).

What's in the Box

Your Falagil Flatiron Building Set includes the following components:

- Cardboard Insert (containing building blocks)
- 4500 Acrylonitrile Butadiene Styrene (ABS) building blocks
- Instruction Manual

FLATIRON DETAIL



Image: The product packaging and individual bags of building blocks, labeled as 'PACKAGE LIST'.

Setup and Assembly

The Falagil Flatiron Building Set is designed for manual assembly. Follow the step-by-step instructions provided in the included manual. The set features a modular design allowing for detailed construction of each floor and section.

Assembly Overview

The model is structured across multiple levels, each with unique architectural and interior details. The assembly process involves building the base, then progressively adding each floor and its features.

FLATIRON

14+
4500PCS



Image: A visual breakdown of the building's floor structure, indicating First Level (1F) to Top Level (5F).

Detailed Floor Features


Each floor offers unique elements:

- **First Floor:** Features a barbershop and the reception area of the publishing house headquarters.
- **Second Floor:** Includes a room under renovation and a sky garden.
- **Third Floor:** Houses the publishing house office area with floor-to-ceiling windows and a balcony.
- **Fourth and Fifth Floors:** Comprise the rooftop of the publishing house headquarters, including file storage and cabinets.

Floor detail display The first floor

Barber shop on the first floor

The first floor of the publishing house headquarters



Barber shop on the first floor



The first floor hall of the publishing house



Reception area on the first floor of the publishing house

Image: Detailed views of the first floor, highlighting the barbershop and the publishing house's reception area.

Floor detail display The third floor

The second floor of the publishing house headquarters

The room under renovation on the second floor



Second-floor decoration tools



Publisher printer




Sky Garden on the second floor

Image: Detailed views of the second floor, showcasing renovation tools and the sky garden.


Floor detail display

The fourth and fifth floors

The rooftop of the publishing house's headquarters



The flag outside the building



File



Cabinet

Image: Detailed views of the third floor, featuring the publishing house office and balcony with floor-to-ceiling windows.

Floor detail display

The third floor

Balcony on the third floor

The third floor of the publishing house's headquarters



Floor-to-ceiling Windows on the third-floor balcony



Publishing house office area



The balcony on the third floor of the publishing house

Image: Detailed views of the fourth and fifth floors, including the rooftop and interior file storage.

Assembly Video

Your browser does not support the video tag.

Video: An official video demonstrating the assembly process and features of the Falagil Flatiron Building Set.

Operating Instructions

The Falagil Flatiron Building Set is designed for display and interactive exploration. The modular construction allows for quick disassembly of inner zones, providing access to the detailed interiors of each floor. This feature enhances the ability to view and appreciate the intricate design elements within the barbershop, publishing house, and other areas.

Maintenance

To ensure the longevity and appearance of your Falagil Flatiron Building Set, follow these maintenance guidelines:

- **Cleaning:** Gently dust the model regularly with a soft, dry cloth or a soft-bristled brush. For more thorough cleaning, use a slightly damp cloth with mild soap and water, then dry immediately. Avoid harsh chemicals or abrasive materials.
- **Storage:** Store the model in a cool, dry place away from direct sunlight to prevent discoloration or warping of the ABS plastic.
- **Handling:** Handle the model with care, especially when moving or disassembling sections, to prevent pieces from detaching or breaking.

Troubleshooting

If you encounter any issues during assembly or find missing parts, please refer to the following:

- **Missing Parts:** If there are missing parts, please contact customer support through the Buyer Center. We will arrange for a free refill of the necessary components.
- **Assembly Difficulties:** Review the instruction manual carefully. If a step is unclear, try re-examining the visual diagrams or the provided video resources.

Product Specifications

Feature	Detail
Brand Name	Falagil
Model Name	F-CNUS-FBA-MOC20004-Box
Model Number	MOC20004
Number of Pieces	4500
Material Type	Acrylonitrile Butadiene Styrene (ABS)
Item Dimensions (L x W x H)	10.04 x 10.04 x 14.96 inches (25.5 x 25.5 x 38 cm)
Age Range Description	14+
Educational Objective	Construction Skills
Operation Mode	Manual

Warranty Information

For information regarding product warranty, please refer to the terms and conditions provided at the time of purchase or contact customer support. General return policy allows for refunds or replacements within 30 days of purchase.

Customer Support

If you have any questions, require assistance, or need to report missing parts, please contact our customer support team:

- **Missing Parts:** You can tell us through the Buyer Center and we will ask you for a free refill.
- **General Inquiries:** Please refer to the contact information provided on the product packaging or the official Falagil store page on Amazon.