

Blucalm INSIGHT 60

Blucalm INSIGHT 60 Wireless Headset with Smart Touchscreen Base User Manual

Model: INSIGHT 60 | Brand: Blucalm

INTRODUCTION

This manual provides detailed instructions for the Blucalm INSIGHT 60 Wireless Headset. Learn how to set up, operate, and maintain your headset to ensure crystal-clear communication and enhanced productivity in your work environment.

WHAT'S IN THE BOX

Upon unboxing your Blucalm INSIGHT 60, you should find the following components:

- Blucalm INSIGHT 60 Wireless Headset
- Smart Touchscreen Charging Dock
- USB-C to USB-C Charging Cable
- USB Dongle (2.4G)
- USB-A to USB-C Adapter
- User Manual
- Protective Case
- Wiping Cloth

Visualized Call Duration

Stay aware of hearing insights



Image: All components included with the Blucalm INSIGHT 60 Wireless Headset, neatly arranged.

SETUP AND CONNECTION

Your Blucalm INSIGHT 60 headset offers versatile connectivity options for seamless integration with your devices.

Option 1: Connect with USB Dongle

1. Plug the USB Dongle into an available USB port on your PC. The dongle's indicator light will flash blue.
2. On the headset, press and hold the Multi-Function Button (MFB) for 2 seconds to power it on.
3. The headset will automatically connect to the dongle. A solid blue light on the dongle indicates a successful connection.

Having the Clear Call Everywhere

ENC suppresses ambient noise to minimize distractions

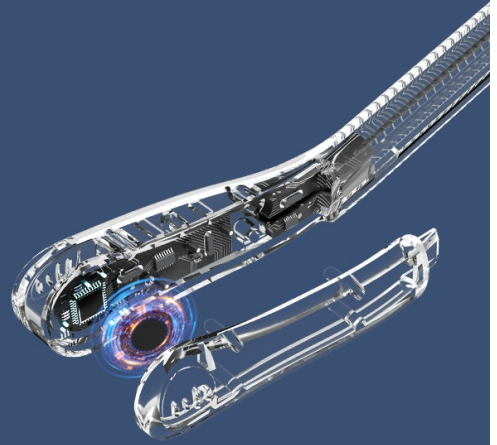
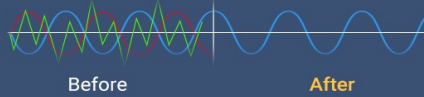


Image: Visual guide for connecting the headset to a PC using the USB dongle.

Option 2: Connect via Bluetooth (V5.4 Dual-Mode)

1. On the headset, press and hold the MFB for 5 seconds to enter pairing mode (you will hear "power on + pairing").
2. On your device (PC, laptop, or phone), open Bluetooth settings.
3. Select "INSIGHT 60" from the list of available devices to pair.
4. A voice prompt will confirm successful connection.

The headset supports dual connectivity, allowing you to connect to two devices simultaneously (e.g., PC and phone). Follow the pairing steps for each device. The smart dock also features a USB expansion port for your computer.

Hearing Protection Functions



Image: The Blucalm INSIGHT 60 headset demonstrating dual connectivity with a laptop and a smartphone.

OPERATING INSTRUCTIONS

Headset Controls

- **Multi-Function Button (MFB):** Power on/off (2s hold), Pairing (5s hold), Answer/End calls, Play/Pause music.
- **Volume Buttons:** Adjust volume up/down.
- **Mic Mute Button:** Mute/unmute the microphone.
- **Busylight Indicator:** Located on the earcup, it shows your call status (blue for connected, red for on a call).

AI Noise Canceling Mic

2-Microphone ENC Array




Image: Close-up of the headset showing the microphone, Busylight, and control buttons.

Smart Touchscreen Dock Functions

The 2.01-inch touchscreen dock provides quick access to various features:

- **Call Duration Statistics:** View your daily and weekly call data.
- **Usage Reminders:** Set reminders for headset usage time (e.g., 0.5H, 1H, 1.5H, 2H).
- **Max SPL Set:** Adjust maximum sound pressure level to protect your hearing.
- **Volume Control:** During calls, a volume interface appears for quick adjustments or muting.
- **Sound Effects:** Choose between Conventional, Voice, or Music sound modes.
- **Pomodoro Timer:** Utilize the built-in timer to manage work intervals and breaks.
- **AI Companion:** Engage with an AI companion for interactive features.

Smart Dock with Touch Screen

Simple Touch, Smart Control



Image: The Smart Touchscreen Dock showcasing its various features and interactive display.

Your browser does not support the video tag.

Video: An overview of the Blucalm Wireless Headset with Mic for Work, demonstrating its features and functionality.

CHARGING

The Blucalm INSIGHT 60 offers flexible charging options:

- **Via Smart Dock:** Place the headset on the charging dock. The dock's screen will display a charging icon and the remaining battery percentage.
- **Via Type-C Cable:** Connect the USB-C charging cable directly to the headset's Type-C port.

A quick 5-minute charge provides approximately 1 hour of talk time. A full charge takes about 1.5 hours.

Visualized Fast Charging



Charge Talk
5 Min = 60Min



Eco-Friendly Removable Battery

Image: Illustration of the two charging methods for the Blucalm INSIGHT 60 headset: via the smart dock and directly with a USB-C cable.

COMFORT AND DESIGN

Designed for all-day wear, the headset weighs only 3.2 oz (90g) and features soft ear cushions and a headband pad to reduce pressure and prevent slippage. The microphone boom is adjustable for optimal voice pickup.



Image: A user wearing the Blucalm headset, emphasizing its lightweight design and comfortable ear cushions.

COMPATIBILITY

The Blucalm INSIGHT 60 is widely compatible with various devices and communication platforms:

- **Devices:** Laptops, Desktops, Telephones.
- **Platforms:** Microsoft Teams, Zoom, Google Meet, WebEx, Skype, and other mainstream communication platforms.

No complex setup is needed; it's plug-and-play with the USB dongle or easy Bluetooth pairing.

SPECIFICATIONS

Model Name	INSIGHT 60
Connectivity Technology	Wireless (Bluetooth V5.4, 2.4G USB Dongle)
Noise Control	Environmental Noise Cancellation (ENC)
Item Weight	3.2 ounces (90g)
Charging Time	1.5 Hours

Special Features	Lightweight, Noise Cancellation, Seamless Switching, Touchscreen Base, Busylight
Control Type	Touch Control (on dock), Buttons (on headset)
Bluetooth Range	66 Feet

TROUBLESHOOTING

- **No Sound/Microphone Not Working:**
 - Ensure the headset is powered on and successfully paired/connected (solid blue light).
 - Check device's audio output/input settings to ensure "INSIGHT 60" is selected.
 - Verify the microphone is not muted (check the mute button on the headset).
- **Connection Issues:**
 - If using the USB dongle, try unplugging and replugging it.
 - For Bluetooth, ensure the headset is in pairing mode and your device's Bluetooth is enabled. Try forgetting the device and re-pairing.
 - Ensure the headset is within the 66-foot Bluetooth range.
- **Charging Problems:**
 - Verify the charging cable is securely connected to both the dock/headset and the power source.
 - Ensure the headset is correctly seated on the charging dock.
 - Check the battery indicator on the smart dock.
- **Touchscreen Unresponsive:**
 - Ensure the dock is powered on.
 - Try restarting the dock by unplugging and replugging its power cable.

WARRANTY AND SUPPORT

For warranty information, technical support, or service inquiries, please refer to the contact details provided in your product packaging or visit the official Blucalm website. Keep your purchase receipt for warranty claims.