

## Soundcore D3200

# Soundcore Work D3200 AI Voice Recorder User Manual

Model: D3200

Brand: Soundcore

## 1. INTRODUCTION

---

The Soundcore Work D3200 is a portable AI voice recorder designed for efficient audio capture, transcription, and summarization. It offers advanced features for professionals, students, and anyone needing reliable documentation of conversations and meetings.

## 2. WHAT'S IN THE BOX

---

- 1 Soundcore Work Recorder
- 1 USB-C Cable
- 1 Necklace Chain
- 1 Magnetic Ring



Image: Soundcore Work D3200 AI Voice Recorder and its charging case.

### 3. SETUP AND INITIAL PAIRING

---

Before first use, ensure the recorder is placed in its charging case. To activate and bind your device, follow these steps:

1. Remove any protective films from the recorder and place it in the charging case.
2. Scan the QR code provided in the Quick Start Guide (QSG) or search for the "soundcore" app in your device's app store.
3. Download and install the soundcore app, then log in to your account.
4. In the app, find and select "soundcore Work" to initiate the pairing request.
5. Once the request is received, the recorder's indicator light will start blinking.
6. Press the button on the charging case within 60 seconds to confirm pairing. Upon successful pairing, the charging case's light will change to a solid white, then turn off after 3 seconds.

If pairing is not confirmed within 60 seconds, the charging case's light will automatically turn off. In this case, you can

restart the pairing process from the app.

## Setup and Usage Video Guide

Video: A detailed guide on how to set up, pair, and use the Soundcore Work D3200 AI Voice Recorder.

## 4. OPERATING THE DEVICE

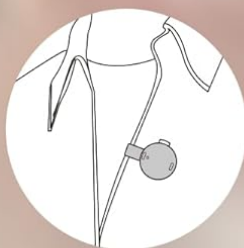
---

### Wearing Options

The Soundcore Work D3200 offers three convenient ways to wear the device:

- **Pin:** The recorder can be clipped to your collar or the edge of your clothing. Ensure the microphone hole is facing outward for optimal audio pickup.
- **Necklace:** If wearing thicker clothing, hang the recorder on the included necklace cord. You can adjust the cord length as needed. Ensure the microphone hole is facing outward.
- **Phone Accessory:** The charging case is MagSafe-compatible. Even with the recorder inside, all functions (recording, marking key moments, data transfer) remain accessible, seamlessly combining storage and usability. When using or holding your phone/the device, ensure the microphone hole is not blocked.

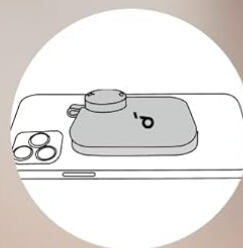
# Always Ready, Capture the Essence



Pin



Necklace



Phone Accessory

Image: Demonstrates the versatile wearing options for the Soundcore Work D3200.

## Starting and Stopping Recording

The Soundcore Work uses a self-locking button to start or stop recording. Press the button gently until it stays depressed. The indicator light will turn a solid orange, indicating that recording has started. To stop recording, press the button again. It will pop up, and the orange light will turn off.

## Marking Key Moments

While recording, double tap the top of the recorder to mark important moments. The recorder will vibrate slightly to confirm the action was successful. This feature allows you to easily highlight significant parts of your recording for later review.

# Double Tap\*, Highlighted, Mark It and Keep It.



\*A double tap on soundcore Work triggers a vibration to confirm task completion.

Image: Double tapping the device to mark important moments in a recording.

## 5. DATA TRANSFER

The Soundcore Work D3200 ensures your data is secure and easily accessible.

### Real-Time Sync

The soundcore app auto-launches for recording on iOS devices and instantly uploads files when stopped, requiring no manual transfers. For Android users, the app must be open to enable background app permissions for simultaneous recording and uploading.

### Wi-Fi Fast Transfer

For large recordings, you can switch to Wi-Fi Fast Transfer within the app. This allows for significantly



faster transfer speeds, enabling you to sync hours of audio in minutes. Note that transfer speed may vary depending on network conditions, and Wi-Fi Fast Transfer is disabled when the battery level is below 30% to prevent current overload.

# Data, In Your Control



Audio and transcription data are promptly deleted post-transcription from the cloud.\*



Your audio and transcription data are locally stored on your mobile device and encrypted with AES-256.



Data is encrypted both during transfer (e.g., TLS 1.3, and ECDH with AES-256) and at rest (with AES-256) to provide secure protection.

\*To ensure you don't lose your transcription credits, any unretrieved files (e.g., audio and transcription data) are temporarily stored for up to 7 days. We recommend keeping the app open to receive your files right away.

Image: Illustrates the privacy and security features of the device, including data encryption.

## 6. TRANSCRIPTION AND SUMMARIZATION

Leverage AI-powered features for enhanced efficiency:

- **Precise Transcription:** The device features a speech-to-text model supporting over 100 languages and can distinguish between speakers.
- **Intelligent Summarization:** Structured summaries are generated using GPT-powered templates

tailored to your needs. The Pro plan allows combining summaries from multiple recordings into a single file.

# High-Accuracy AI Summarization

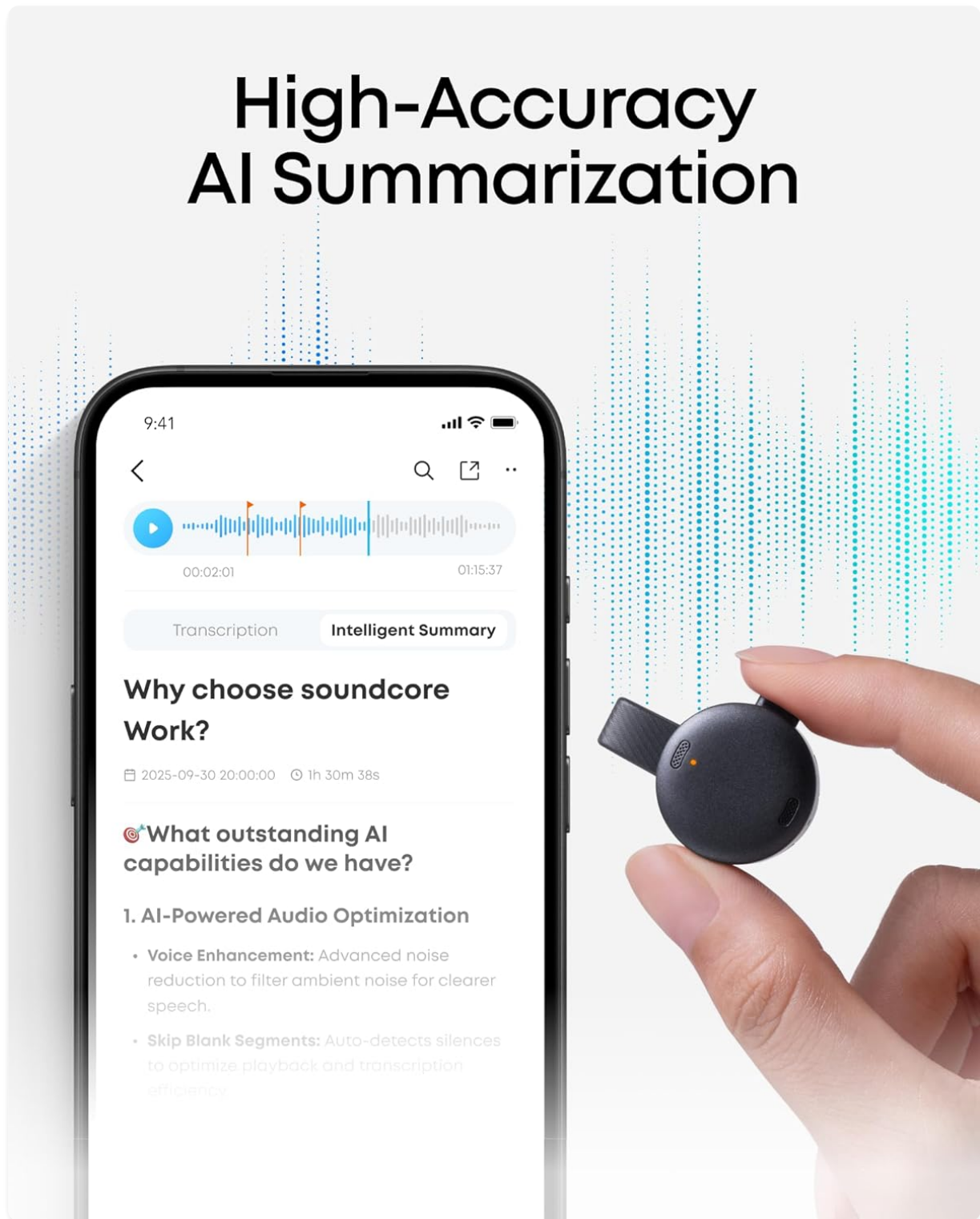


Image: The Soundcore app displaying transcription and intelligent summary options.

## 7. ADVANCED AI FEATURES

- **Intelligent Grouping:** The AI automatically groups recordings by topic, helping you manage large volumes of information effortlessly.
- **Ask AI:** If you encounter an unfamiliar term in your transcription, simply highlight it to receive a clear, professional explanation provided by AI.

## 8. CHARGING AND BATTERY

The Soundcore Work D3200 offers reliable battery life for extended use.

- **Charging the Recorder:** Place the recorder in the charging case. Charging will start automatically.
- **Charging the Charging Case:** Use the included USB-C cable to connect the charging case to a power source.
- **Battery Life:** The recorder provides 8 hours of non-stop recording on a single charge. Combined with the charging case, the system supports up to 32 hours of total recording time.

### Checking Battery Level

Each time the recorder is removed from or placed in the case, the indicator light will turn on for 5 seconds to display the current battery level:

- **White light (steady for 5s):** Battery level 20%–100%, recording time available: 1.5–8 hours
- **Red light (steady for 5s):** Battery level 0%–20%, recording time remaining: less than 1.5 hours

For the charging case, the three front indicator lights show the battery level:

- **All three lights on:** Battery level 60%–100%
- **First two lights on (left to right):** Battery level 20%–60%
- **Only the first light on:** Battery level 0%–20% (If the battery level falls below 10%, the first light will blink as a warning)

## 9. TROUBLESHOOTING

### Resetting the Device

If you experience connection or functionality issues, try resetting your Soundcore Work. Resetting the device will not unbind it from your account, nor will it delete any stored data or personalized settings.

1. Place the recorder inside the charging case.
2. Press and hold the button on the charging case for 10 seconds until the three indicator lights flash rapidly 5 times. This indicates the reset was successful.

### Cleaning and Maintenance

- Use a soft, dry cloth to clean the surface of the recorder and remove any dust.
- If your recordings are too quiet, gently clean the microphone hole with a small brush to remove any debris.
- If you have charging issues, use a lint-free cloth or cotton swab moistened with a small amount of alcohol to gently wipe the charging contacts on both the recorder and inside the charging case to ensure proper electrical contact.

## 10. SPECIFICATIONS

Feature	Detail
Model Number	D3200
Item Weight	1.69 ounces (48 Grams)
Memory Storage Capacity	8 GB






Digital Recording Time	8 hours (up to 32 hours with charging case)
Microphone Form Factor	Lavalier
Microphone Operation Mode	Speech recognition
Format	WAV
Compatible Devices	Smartphone (iOS and Android)
Hardware Interface	USB Type C
Batteries	2 Nonstandard Battery batteries required




## 11. WARRANTY AND SUPPORT

For warranty information and customer support, please refer to the documentation included with your product or visit the official Soundcore website. You can also contact Soundcore customer service for assistance with any issues or questions regarding your device.

© 2025 Soundcore. All rights reserved.

### Related Documents - D3200

	<p><a href="#">soundcore Work Voice Recorder User Manual and Guide</a></p> <p>Comprehensive user manual for the soundcore Work voice recorder, covering setup, features, app integration, transcription, file management, and Apple Find My compatibility.</p>
	<p><a href="#">Soundcore Work Voice Recorder User Manual and Features</a></p> <p>Comprehensive guide to the Soundcore Work voice recorder, covering setup, features like transcription, smart summaries, AI assistance, file transfer, and Apple Find My integration.</p>
	<p><a href="#">soundcore Work Digital Voice Recorder User Manual</a></p> <p>Comprehensive user manual for the soundcore Work digital voice recorder, covering unpacking, setup, charging, app integration, recording features, transcription, AI summaries, file sharing, export options, troubleshooting, and Apple Find My integration.</p>

	<p><a href="#">soundcore Work Portable Audio Recorder User Manual</a></p> <p>Comprehensive user manual for the soundcore Work portable audio recorder, covering setup, charging, recording, file transfer, app features like transcription and AI summaries, and Apple Find My integration.</p>
	<p><a href="#">soundcore Work Voice Recorder User Manual and Guide</a></p> <p>Comprehensive guide to using the soundcore Work voice recorder, covering setup, features, app integration, recording, file management, transcription, AI summary, and Apple Find My compatibility.</p>
	<p><a href="#">soundcore Work Voice Recorder User Manual and Guide</a></p> <p>Comprehensive guide to the soundcore Work portable voice recorder, covering setup, charging, recording features, app integration, transcription, AI summarization, sharing, and Apple Find My compatibility.</p>