

## NIMO NIMO N175

# NIMO 17.3 Gaming Laptop Ryzen 9 8945HS User Manual

Model: NIMO N175

## INTRODUCTION

This manual provides essential information for setting up, operating, maintaining, and troubleshooting your NIMO 17.3 Gaming Laptop. Designed for high performance with an AMD Ryzen 9 8945HS processor and Radeon 780M graphics, this laptop offers a powerful computing experience for gaming, creative work, and everyday tasks. Please read this manual thoroughly to ensure optimal use and longevity of your device.

## 1. INITIAL SETUP

### 1.1 Unpacking and First Power On

Carefully remove your NIMO laptop and all accessories from the packaging. Place the laptop on a stable, flat surface. Before first use, it is recommended to fully charge the battery.



The NIMO 17.3 Gaming Laptop, ready for initial setup.

## 1.2 Charging the Battery

Connect the provided 100W PD Type-C fast charger to the USB-C port on your laptop and then to a power outlet. The charging indicator light will illuminate. Allow the laptop to charge fully before its first use for optimal battery calibration.

# Light Up the Night , Unlock with a Touch

Unlock fast with fingerprint ID and work easily with a backlit keyboard



The 100W GaN Type-C charger connected to the laptop, illustrating fast charging capability.

### 1.3 Operating System Configuration

Upon first power-on, you will be guided through the Windows 11 setup process. Follow the on-screen instructions to configure language, region, network settings, and user accounts.

## 1.4 Fingerprint Reader Setup

For enhanced security and quick login, set up the integrated fingerprint reader during the Windows 11 setup or later via Windows Settings > Accounts > Sign-in options. Follow the prompts to register your fingerprints.



# 17.3" Makes the Difference

Enjoy a wider 17.3" display for work, gaming, and creativity



FHD 1920\*1080



IPS



Bright View



Eye Protection

Close-up of the backlit keyboard and integrated fingerprint reader for secure access.

## 1.5 Connecting Peripherals

Your NIMO laptop features a comprehensive multi-port design for various peripherals:

- **USB-C 4.0:** For ultra-fast data transfer, external displays, and eGPU support.
- **USB 3.2:** High-speed data transfer for compatible devices.
- **USB 2.0:** For standard USB devices.
- **HDMI:** Connect to external monitors or TVs.
- **SD Card Slot:** For memory cards.
- **Headphone Combo Jack:** For audio output and microphone input.
- **Kensington Lock Slot:** For physical security.

## Privacy-Focused Camera Convenience

Stay in control with a built-in privacy camera switch - easily disable your 2.0M webcam when not in use.



Diagram illustrating the comprehensive multi-port design of the NIMO laptop, including USB-C 4.0, HDMI, USB 3.2, USB 2.0, SD Card slot, Headphone Combo, and Kensington Lock.

## 2. OPERATING INSTRUCTIONS

### 2.1 Power On/Off and Sleep Modes

- **Power On:** Press the power button located on the keyboard.
- **Power Off:** Click the Start button, then Power > Shut down.
- **Sleep Mode:** Click the Start button, then Power > Sleep, or close the laptop lid.

### 2.2 Using the Keyboard and Touchpad

The NIMO laptop features a full-size keyboard with a numeric keypad and adjustable backlighting. Press **Fn + F10** (or similar function key depending on model) to cycle through backlight brightness levels. The large touchpad supports multi-touch gestures for navigation.

### 2.3 Display Features

Experience clear visuals on the 17.3-inch Full HD (1920x1080) IPS display. This screen provides vibrant colors and wide viewing angles, suitable for various applications from productivity to entertainment.

# Smart Battery Optimization

Intelligent Battery Care — More Life, Less Waste



Extended Battery Life



Smart Power Control



Safe Fast Charging



Battery Health Protection



The NIMO laptop displaying a vibrant image, highlighting its 17.3-inch Full HD IPS screen.

## 2.4 Webcam Privacy Switch

For privacy, your laptop includes a physical webcam privacy switch. Slide the switch to the left to cover the camera lens and disable the webcam, or to the right to uncover and enable it.



## Comprehensive Multi-Port Design

Ready for Everything



Illustration of the webcam privacy switch in both open and closed positions, demonstrating how to control camera access.

### 2.5 Performance Overview

The NIMO laptop is powered by an AMD Ryzen 9 8945HS processor, offering 8 cores and 16 threads with a max boost clock of 5.2GHz. Integrated AMD Radeon 780M graphics provide capable performance for gaming and demanding creative applications.

# AMD Ryzen 9 8945HS

Handles demanding tasks  
AI-powered experiences with ease



## Blazing-Fast CPU Power



8 Cores/16 Threads



Zen 4 Architecture



35-54W TDP



5.2GHz Max Boost

## Ryzen AI: NPU Inside



Ryzen AI Engine



XDNA NPU Inside



Real-Time AI Effects



Low Power AI Acceleration

Diagram showcasing the AMD Ryzen 9 8945HS processor with its 8 cores/16 threads and integrated Ryzen AI NPU.



# 100W GaN Charger

GaN Technology for Faster, Cooler, Safer Charging



Visual representation of the AMD Radeon 780M graphics, emphasizing its capabilities for gaming and creative work.

## 3. CARE AND MAINTENANCE

### 3.1 Cleaning the Laptop

- **Screen:** Use a soft, lint-free cloth lightly dampened with water or a screen cleaner. Do not spray liquid directly onto the screen.
- **Keyboard and Chassis:** Use a soft, dry cloth. For stubborn dirt, a slightly damp cloth can be used. Avoid harsh chemicals.
- **Ports:** Use compressed air to gently clear dust from ports.

### 3.2 Battery Management

The laptop is equipped with a 75Wh battery. To prolong battery life:

- Avoid fully discharging the battery frequently.
- Store the laptop in a cool, dry place if not used for extended periods.

- Utilize power-saving settings in Windows 11.

# AMD Radeon™ 780M Graphics

One of the most capable integrated GPUs available

**Seamless gaming  
across your favorite titles**

**Effortless rendering  
and creative performance**

Graphic illustrating smart battery optimization features, including extended battery life, smart power control, safe fast charging, and battery health protection.

## 3.3 Heat Dissipation

The NIMO laptop features an efficient cooling system with dual fans and double copper pipes to manage heat. Ensure that the ventilation openings are not blocked during use to maintain optimal performance and prevent overheating.



Internal view of the laptop's efficient heat dissipation system, featuring dual fans and double copper pipes.

### 3.4 Software Updates

Regularly update your Windows 11 operating system and device drivers to ensure system stability, security, and optimal performance. You can check for updates via Windows Settings > Windows Update.

## 4. TROUBLESHOOTING

This section addresses common issues you might encounter with your NIMO laptop.

### 4.1 Power Issues

- **Laptop not turning on:** Ensure the charger is securely connected and the power outlet is functional. Try holding the power button for 15-20 seconds to perform a hard reset.
- **Battery not charging:** Verify the charger is correctly plugged into both the laptop and the wall. Check for any damage to the charger cable or port.

### 4.2 Display Problems

- **No display on screen:** Connect an external monitor via HDMI to check if the issue is with the laptop's internal display. If the external monitor works, the internal display or its connection may be faulty.
- **Flickering screen:** Update your graphics drivers. Adjust display refresh rate in Windows settings.

### 4.3 Connectivity Problems

- **Wi-Fi not connecting:** Ensure Wi-Fi is enabled in Windows settings. Restart your router and laptop. Update wireless drivers.
- **Bluetooth device not pairing:** Ensure Bluetooth is enabled on both devices. Remove and re-add the device in Windows Bluetooth settings.

### 4.4 Performance Degradation

- **Slow performance:** Close unnecessary applications. Check Task Manager for high CPU/RAM usage. Ensure sufficient free space on the SSD. Run a virus scan.
- **Overheating:** Ensure ventilation vents are clear. Use the laptop on a hard, flat surface. Consider reducing demanding workloads.

## 5. TECHNICAL SPECIFICATIONS



Feature	Specification
Brand	NIMO
Model Name	NIMO N175L
Screen Size	17.3 Inches
Screen Resolution	1920 x 1080 pixels (Full HD)
Processor	AMD Ryzen 9 8945HS (Up to 5.2 GHz)
RAM	32 GB DDR5
Hard Drive	1024 GB SSD (Solid State)
Graphics Coprocessor	AMD Radeon 780M (Integrated)
Operating System	Windows 11
Wireless Type	802.11a/b/g/n/ac
USB Ports	1x USB 2.0, 3x USB 3.0, 1x USB-C 4.0
Average Battery Life	12.8 Hours
Item Weight	3.84 pounds
Product Dimensions	15.66 x 9.99 x 0.74 inches
Color	Black
Special Features	Backlit Keyboard, Fingerprint Reader, HD Audio, Numeric Keypad

## 6. WARRANTY AND CUSTOMER SUPPORT

### 6.1 Warranty Information

Your NIMO laptop comes with a **2-year warranty** for support and service. Additionally, NIMO offers a **90-day return policy** from the date of purchase for any reason.



Image depicting a technician working on a laptop, symbolizing the 2-year support provided for NIMO products.



Image of a customer receiving a package, representing the 90-day return policy for NIMO products.

### 6.2 Contacting Support

For any product-related questions, technical assistance, or warranty claims, please contact NIMO customer support:



- **Email:** [service@nimopc.com](mailto:service@nimopc.com)
- Professional customer assistance is available to help resolve your issues.




Image of customer service representatives, indicating professional customer assistance is available.

### Related Documents - NIMO N175

	<p><a href="#">NIMO N175 Series Laptop User Manual and Safety Information</a></p> <p>Official user manual and safety guide for the NIMO N175 series laptop. Provides detailed information on product features, setup, operation, maintenance, troubleshooting, warranty, and regulatory compliance.</p>
	<p><a href="#">Nimo MME2S Series Mini PC User Manual</a></p> <p>User manual for the Nimo MME2S series Mini PC, covering setup, operation, safety precautions, package contents, BIOS setup, FCC compliance, and warranty information.</p>
	<p><a href="#">NIMO N157 Series Laptop User Manual</a></p> <p>User manual for the NIMO N157 series laptop, covering product schematic, instructions for use, safety guidelines, troubleshooting, warranty information, and FCC/IC compliance.</p>
	<p><a href="#">NIMO N173 Series Notebook User Manual   Setup, Safety &amp; Troubleshooting Guide</a></p> <p>Comprehensive user manual for the NIMO N173 series notebook, covering product schematics, setup instructions, power supply, charging, cleaning, maintenance, safety guidelines, troubleshooting, and warranty information.</p>

	<p><a href="#">NIMO N171 Series Laptop User Manual and Safety Guide</a></p> <p>Comprehensive user manual for the NIMO N171 series laptop, covering product specifications, usage instructions, safety guidelines, troubleshooting, and warranty information.</p>
	<p><a href="#">NIMO N153 Series Laptop User Manual and Safety Guide</a></p> <p>This user manual provides comprehensive information for the NIMO N153 series laptop, including setup instructions, function key details, power supply and charging guidance, safety precautions, troubleshooting steps, warranty information, and FCC compliance statements.</p>

Documents - NIMO – NIMO N175



[NIMO N175 Series Laptop User Manual and Safety Information](#)

Official user manual and safety guide for the NIMO N175 series laptop. Provides detailed information on product features, setup, operation, maintenance, troubleshooting, warranty, and regulatory compliance.

lang:en score:25 filesize: 475.83 K page\_count: 1 document date: 2025-01-10