



Manuals.plus /

› GalnFu /

› GalnFu Full Size Metal Bed Frame with Upholstered Headboard (Model 681A2) Instruction Manual

## GalnFu 681A2

# GalnFu Full Size Metal Bed Frame with Upholstered Headboard (Model 681A2) Instruction Manual



## 1. INTRODUCTION

---

This manual provides comprehensive instructions for the assembly, operation, and maintenance of your GalnFu Full Size Metal Bed Frame with Upholstered Headboard, Model 681A2. Please read all instructions carefully before beginning assembly and retain this manual for future reference.



Image 1.1: GalnFu Full Size Metal Bed Frame with Upholstered Headboard in Dark Gray.

## 2. IMPORTANT SAFETY INFORMATION

---

**WARNING:** To prevent injury or damage, adhere to the following safety guidelines:

- Exercise caution around sharp edges during assembly and use.
- Do not exceed the maximum weight capacity of 1000 pounds.
- Always follow the assembly instructions precisely to prevent instability or collapse of the bed frame.
- Ensure all connections are securely fastened before use.

## 3. PACKAGE CONTENTS

---

Verify that all components and hardware are present before beginning assembly. If any parts are missing or damaged, please contact customer support.



Image 3.1: Illustrated list of all bed frame components and hardware for easy assembly.

#### Included Components:

- Headboard
- Installation Instructions
- Slats
- Metal Frame Components
- Assembly Hardware (various bolts and an Allen key)

## 4. SETUP AND ASSEMBLY

---

The GalnFu bed frame is designed for quick and easy assembly, typically achievable by one person in approximately 30 minutes. Clear instructions and hassle-free buckles simplify the process.

#### Assembly Steps:

1. Unpack all components and verify against the package contents list.

2. Assemble the main frame structure by connecting the side rails and support beams using the provided hardware. Ensure all bolts are tightened securely.
3. Attach the upholstered headboard to the main frame.
4. Install the metal slats onto the frame. The buckle assembly design ensures stability.
5. Place your mattress directly onto the assembled slat system. No box spring is required.



Image 4.1: Illustration of the heavy-duty metal structure, plug-in design, and anti-impact features for durability and safety.

# FULL SIZE

L\*W\*H:77 x 57 x 41in



Weight Capacity  
1000LBS



30 mins  
Assembly



Recommend Mattress  
Thickness: 8-12 in

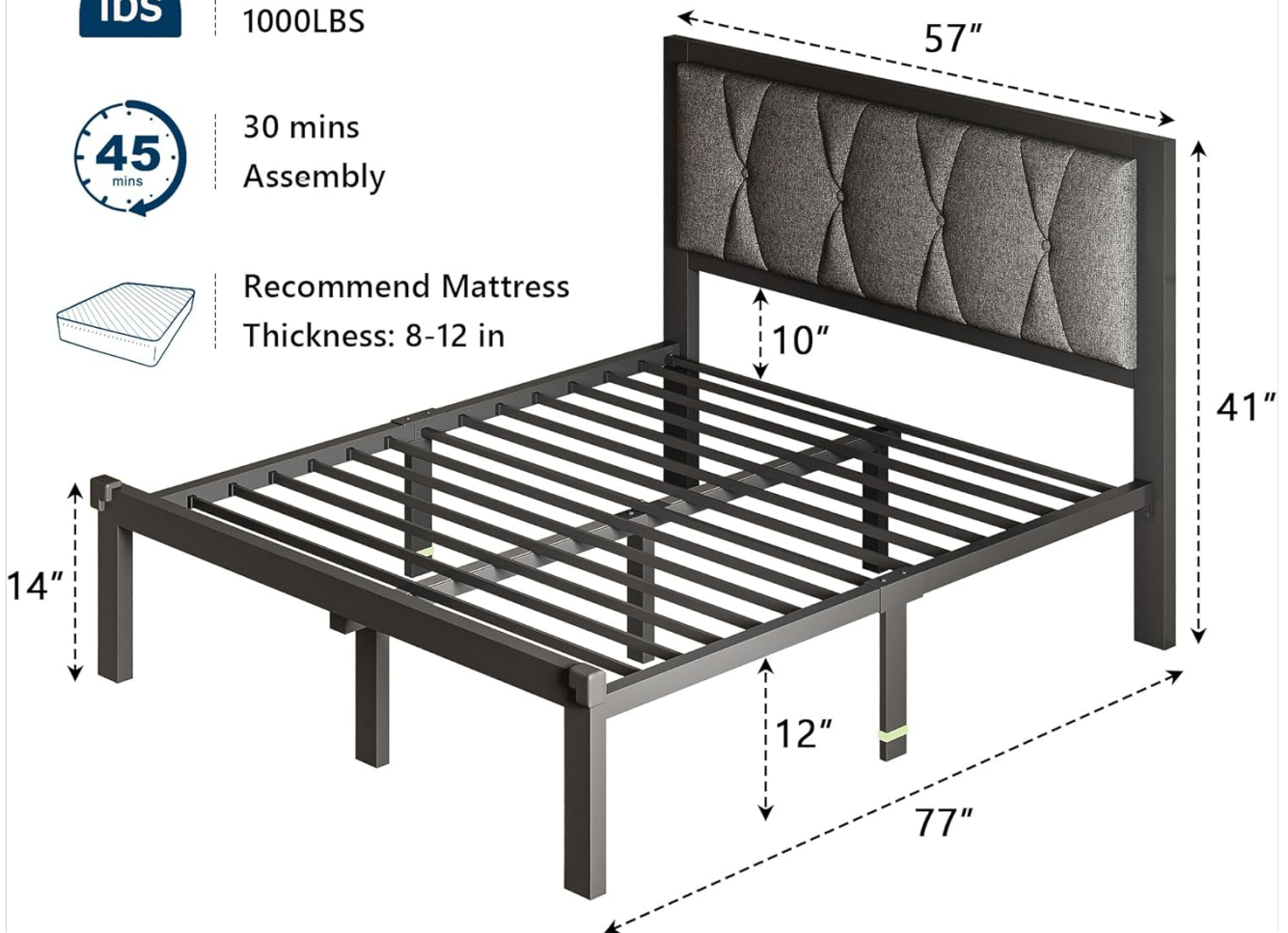


Image 4.2: Key dimensions of the bed frame, including overall size and under-bed clearance.

## Assembly Video:

Your browser does not support the video tag.

Video 4.1: An official product video demonstrating the features and assembly process of the GalnFu Metal Bed Frame with Headboard.

## 5. OPERATING INSTRUCTIONS

The GalnFu bed frame is designed for straightforward use, providing a stable and comfortable foundation for your mattress without the need for a box spring.

### Mattress Placement:

Simply place your full-size mattress directly onto the metal slats. The embedded design helps prevent mattress sliding, ensuring it stays securely in place.

### Under-Bed Storage:

Benefit from the generous 12-inch clearance beneath the bed frame, providing ample space for storage. This area is ideal for suitcases, storage bins, or seasonal items, helping to keep your room organized and clutter-free.



Image 5.1: Demonstration of the ample 12-inch under-bed storage space.

### Nighttime Safety Features:

The bed frame includes glow strips on the legs to provide visibility in the dark, enhancing safety during nighttime movement. Soft corner guards are also integrated to protect against accidental bumps.

# Upholstered Headboard

Comfortable and Soft Touch




Image 5.2: Detail of the upholstered headboard, emphasizing its comfortable and soft linen fabric.

## 6. MAINTENANCE

---

Regular maintenance will help preserve the appearance and longevity of your bed frame.

### Cleaning the Headboard:

The linen fabric headboard is designed to be easy to clean. For general cleaning, gently vacuum the fabric to remove dust. For spills, blot immediately with a clean, damp cloth. Avoid harsh chemical cleaners that may damage the fabric.


# Durable Bed Frame



High Strength Metal  
& Solid



Plug-in Design &  
Easy Assemble



Anti-impact Design &  
Injury Prevention



Image 6.1: Features of the linen fabric, including easy-clean properties.

## Cleaning the Metal Frame:

Wipe the metal frame with a soft, damp cloth. Avoid abrasive cleaners or scouring pads, which can scratch the powder-coated finish. Ensure the frame is dry after cleaning to prevent rust.

## Periodic Checks:

Periodically inspect all bolts and connections to ensure they remain tight. Re-tighten if necessary to maintain the frame's stability and prevent squeaking.

## 7. TROUBLESHOOTING

This section addresses common issues you might encounter with your bed frame.

### Squeaking Noises:

- **Cause:** Loose bolts or connections.
- **Solution:** Inspect all assembly points and tighten any loose bolts using the provided Allen key. Ensure all slats

are properly seated in their designated positions.

### Mattress Sliding:

- **Cause:** Mattress not properly aligned or embedded design not fully utilized.
- **Solution:** Ensure the mattress is centered and fully seated within the frame's embedded design. The frame is designed to minimize mattress movement.

### Instability/Wobbling:

- **Cause:** Incomplete or incorrect assembly, or uneven floor surface.
- **Solution:** Re-check all assembly steps, ensuring every component is correctly installed and all bolts are securely tightened. If the floor is uneven, consider using furniture pads or shims under the legs to level the frame.

## 8. SPECIFICATIONS

Detailed technical specifications for the GalnFu Full Size Metal Bed Frame (Model 681A2).



Image 8.1: Visual summary of product specifications.

Feature	Detail
Model Number	681A2
Size	Full
Product Dimensions	77"L x 57"W x 41"H
Color	Dark Gray
Material	Metal (Powder Coated), Fabric (Headboard)
Weight Capacity	1000 lbs
Under-Bed Storage Clearance	12 inches
Assembly Required	Yes
Special Features	Button Tufted Headboard, Embedded Design, Heavy Duty Metal Frame, Squeak Resistant, Glow Strips, Corner Guards

## 9. WARRANTY AND SUPPORT

---

### Product Protection Plans:

Optional protection plans are available for purchase to extend coverage beyond the standard manufacturer's warranty. These plans typically cover product defects and functional failures. Please refer to the specific terms and conditions of the protection plan you purchased for details.

- 2-Year Protection Plan: Available for \$15.99
- 3-Year Protection Plan: Available for \$20.99
- Complete Protect: A monthly plan covering eligible past and future purchases for \$16.99/month.

### Customer Support:

For any questions, missing parts, or assistance with assembly or troubleshooting, please contact GalnFu customer support. Refer to your purchase documentation or the retailer's website for contact information.

You can also visit the official GalnFu store for more information: [GalnFu Store](#)

