

SWOFY D08

SWOFY D08 MP3 Player User Manual

Model: D08 (SF-D08-160GB/CA)

1. INTRODUCTION

Thank you for choosing the SWOFY D08 MP3 Player. This device combines high-capacity music storage with modern connectivity features, including Bluetooth and Wi-Fi, powered by a durable 2000mAh lithium polymer battery. This manual provides essential instructions for setting up, operating, and maintaining your device to ensure optimal performance and longevity.

Please read this manual thoroughly before using your SWOFY D08 MP3 Player and retain it for future reference.

2. PACKAGE CONTENTS

Ensure all the following items are present in your package:

- SWOFY D08 MP3 Player (160GB advertised capacity)
- USB Type-C Cable
- User Manual (this document)
- Wired Earbuds

3. PRODUCT OVERVIEW

The SWOFY D08 MP3 Player features a compact design with a touchscreen interface for easy navigation. Familiarize yourself with the device's physical components and screen layout.






Image 3.1: Front view of the SWOFY D08 MP3 Player. This image displays the device's overall form factor, screen, and general appearance.


2:36



FM Radio



Apple Music



Amazon Music



Spotify



Pandora



Deezer



Audible



Libby



Kindle



Chrome



Play Store



Family Link






Image 3.2: The SWOFY D08 MP3 Player's screen interface, showing a grid of application icons. Visible applications include FM Radio, Apple Music, Amazon Music, Spotify, Pandora, Deezer, Audible, Libby, Kindle, Chrome, Play Store, and Family Link. The top bar displays the time (2:36) and battery status.

4. SETUP

4.1. Initial Charging

Before first use, fully charge your SWOFY D08 MP3 Player. Connect the provided USB Type-C cable to the device's charging port and the other end to a USB power adapter (not included) or a computer's USB port. A full charge typically takes approximately 2 hours.

4.2. Power On/Off

- **To Power On:** Press and hold the Power button (location varies by model, typically on the side) until the screen illuminates.
- **To Power Off:** Press and hold the Power button, then select 'Power Off' from the on-screen options.

4.3. Initial Configuration

Upon first power-on, you may be prompted to select your preferred language, region, and connect to a Wi-Fi network. Follow the on-screen instructions to complete the initial setup.

4.4. Connecting to Wi-Fi

1. From the home screen, navigate to 'Settings'.
2. Select 'Network & Internet' or 'Wi-Fi'.
3. Toggle Wi-Fi 'On'.
4. Select your desired Wi-Fi network from the list.
5. Enter the network password if prompted, then tap 'Connect'.

4.5. Transferring Music Files

Connect the MP3 player to your computer using the provided USB Type-C cable. The device will appear as a removable storage drive. You can then drag and drop your music files (e.g., MP3, FLAC, WAV) into the designated music folder on the device.

5. OPERATING INSTRUCTIONS

5.1. Music Playback

To play music, tap the 'Music' application icon on the home screen. You can browse your music library by artist, album, song, or genre. Tap a song to begin playback. Use the on-screen controls for play/pause, skip forward/backward, and volume adjustment.

5.2. Bluetooth Connectivity

The SWOFY D08 supports Bluetooth for wireless audio streaming to compatible headphones or speakers.

1. Ensure your Bluetooth audio device is in pairing mode.
2. On the MP3 player, go to 'Settings' > 'Connected devices' > 'Bluetooth'.
3. Toggle Bluetooth 'On'.
4. The device will scan for available Bluetooth devices. Select your device from the list to pair.
5. Confirm pairing on both devices if prompted.

5.3. Using Wi-Fi Applications

With Wi-Fi connected, you can access various online applications. The device comes pre-installed with apps such as FM Radio, Apple Music, Amazon Music, Spotify, Pandora, Deezer, Audible, Libby, Kindle, and Chrome. You can also download additional applications via the 'Play Store'.

- **FM Radio:** Tap the 'FM Radio' icon to access local radio stations. You may need to connect wired earbuds as an antenna.
- **Streaming Services:** Open apps like Apple Music, Amazon Music, Spotify, Pandora, or Deezer. Log in with your existing accounts to stream music.
- **Audiobooks/E-books:** Use Audible, Libby, or Kindle for audiobooks and e-books.
- **Web Browsing:** Use 'Chrome' for internet browsing.
- **App Installation:** Access the 'Play Store' to download and install new applications.

6. MAINTENANCE

6.1. Battery Care

- Avoid exposing the device to extreme temperatures (hot or cold) as this can degrade battery performance.
- Do not allow the battery to fully discharge frequently. Charge the device when the battery level is low.
- For long-term storage, charge the device to approximately 50% and store it in a cool, dry place.

6.2. Cleaning

Use a soft, dry, lint-free cloth to clean the device's screen and body. Avoid using harsh chemicals, abrasive cleaners, or excessive moisture, which can damage the device.

6.3. Software Updates

Periodically check for software updates in the device's settings to ensure optimal performance and access to the latest features and security enhancements.

7. TROUBLESHOOTING

If you encounter issues with your SWOFY D08 MP3 Player, refer to the following common solutions:

Issue	Possible Solution
Device does not power on	Ensure the battery is charged. Connect to a power source and try again. If unresponsive, perform a hard reset (refer to device documentation for specific instructions, usually holding power button for 10-15 seconds).

Issue	Possible Solution
Device not charging	Check the USB Type-C cable and power adapter. Try a different cable or power source. Ensure the charging port is clean and free of debris.
Bluetooth connection issues	Ensure both devices are in pairing mode and within range. Turn Bluetooth off and on again on both devices. Forget the device in Bluetooth settings and re-pair.
Wi-Fi connection issues	Restart the MP3 player and your Wi-Fi router. Ensure you are entering the correct Wi-Fi password. Check if other devices can connect to the same network.
Music files not playing	Verify that the music files are in a supported format (e.g., MP3, FLAC, WAV). Ensure files are transferred to the correct music folder on the device.
Device is slow or unresponsive	Close unnecessary background applications. Restart the device. If the issue persists, consider a factory reset (this will erase all data, back up important files first).

8. SPECIFICATIONS

The following are the technical specifications for the SWOFY D08 MP3 Player:

Feature	Detail
Brand	SWOFY
Model Number	SF-D08-160GB/CA
Internal Storage Capacity	80 GB (Note: Product is often marketed with 160GB, which may refer to total potential capacity including expandable storage or a specific variant.)
Digital Storage Capacity	80 GB
Battery	2000mAh Lithium Polymer Battery
Battery Life (Wired Earbuds)	Approximately 50 hours
Battery Life (FM Radio Recording)	Approximately 7.5 hours
Charging Time	Approximately 2 hours (full charge)
Connectivity	Bluetooth, Wi-Fi, USB Type-C
Included Components	MP3 Player, USB Type-C Cable, User Manual, Wired Earbuds
UPC	765826119540
ASIN	B0FKM61YXM
Date First Available	July 31, 2025

9. WARRANTY AND SUPPORT

9.1. Warranty Information






The SWOFY D08 MP3 Player comes with a limited manufacturer’s warranty. Please refer to the warranty card included with your purchase or the seller's terms and conditions for specific details regarding warranty coverage, duration, and claims process.

9.2. Customer Support

For technical assistance, troubleshooting beyond this manual, or warranty inquiries, please contact the seller or SWOFY customer support through the contact information provided at your point of purchase or on the official SWOFY website.

© 2025 SWOFY. All rights reserved.

Related Documents - D08

	<p>SWOFY D08 Digital Player User Manual</p> <p>User manual for the SWOFY D08 Digital Player, covering button introductions, attention points, charging, gesture operations, settings, and specifications.</p>
	<p>SWOFY M503Pro Digital Player User Manual</p> <p>Comprehensive user manual for the SWOFY M503Pro digital player, covering setup, features, settings, specifications, and warnings. Learn how to use your device effectively.</p>
	<p>SWOFY M2 MP3 Player User Manual</p> <p>Comprehensive user manual for the SWOFY M2 MP3 Player, detailing its features, functions, and specifications. Learn how to operate music playback, Bluetooth pairing, FM radio, recordings, e-book reading, and device settings.</p>
	<p>SWOFY M501 Digital Player User Manual</p> <p>User manual for the SWOFY M501 Digital Player, covering setup, features, specifications, and warnings.</p>
	<p>SWOFY M4 Bluetooth MP3 Player User Manual</p> <p>User manual for the SWOFY M4 Bluetooth MP3 Player, detailing its features, functions, specifications, and usage instructions.</p>



www.yourname@yourname.com

User manual for the SWOFY M4 Bluetooth MP3 Player, covering setup, functions, specifications, and troubleshooting to enhance your music experience.

Documents - SWOFY – D08

SWOFY



as service needed, please feel free to contact me at isawofyservice@hotmail.com

[SWOFY D08 Digital Player User Manual](#)

User manual for the SWOFY D08 Digital Player, covering button introductions, attention points, charging, gesture operations, settings, and specifications.

lang: **score:20** filesize: 2.95 M page_count: 33 document date: 2025-07-25