

[Q & A](#) | [Deep Search](#) | [Upload](#)

› [Haier /](#)

› [Haier QLED 4K UHD H55Q80FUX 55-inch Smart TV User Manual](#)

Haier QLED 4K UHD H55Q80FUX 55-inch Smart TV User Manual

1. INTRODUCTION

This manual provides essential information for the safe and efficient operation of your Haier QLED 4K UHD H55Q80FUX 55-inch Smart TV. Please read it thoroughly before using the product and retain it for future reference. The Haier H55Q80FUX is a 55-inch QLED 4K UHD Smart TV featuring Google TV, Dolby Atmos, Dolby Vision, HDR 10+, a Smart Remote Control, Google Assistant, Bluetooth 5.1, DBX TV, and four HDMI 2.1 ports. It is designed for an immersive viewing and gaming experience with its frameless design and Gaming 120Hz DLG Accelerator.



2. WHAT'S IN THE BOX

Upon unpacking, ensure all the following components are present:

- Haier QLED 4K UHD H55Q80FUX 55-inch Smart TV
- Smart Remote Control
- Power Cable
- User Manual (this document)
- TV Stand components (if applicable, for desktop placement)

3. SETUP

3.1. Stand Installation (Optional)

If you intend to place the TV on a surface, attach the provided stand according to the instructions in the quick start guide. Ensure all screws are securely fastened.

3.2. Wall Mounting (Optional)

For wall mounting, use a VESA compatible bracket (300 x 300 mm) and follow the bracket manufacturer's instructions. Professional installation is recommended.

3.3. Connecting Power

Connect the power cable to the TV's power input and then to a suitable electrical outlet.

3.4. Initial Setup Wizard

Upon first power-on, the TV will guide you through the initial setup process, including language selection, network connection (Wi-Fi or Ethernet), Google account login, and channel scanning.

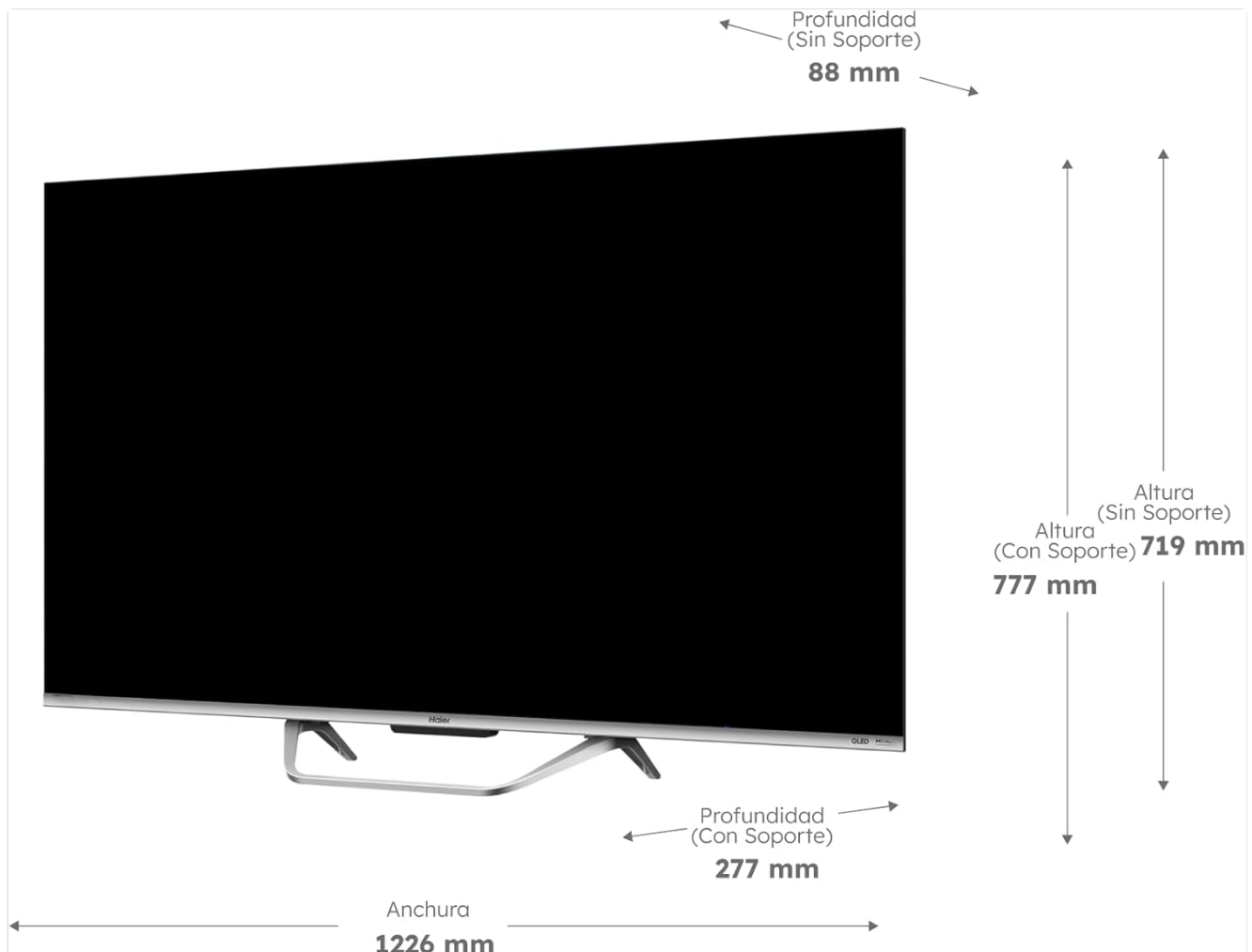


Image 3.1: Diagram showing the dimensions of the Haier H55Q80FUX TV with and without stand. Without stand: 122.6 cm (width) x 71.9 cm (height) x 8.8 cm (depth). With stand: 122.6 cm (width) x 77.7 cm (height) x 27.7 cm (depth).

4. OPERATING INSTRUCTIONS

4.1. Smart Remote Control

The included Smart Remote Control allows for intuitive navigation of the Google TV interface. It features dedicated buttons for popular streaming services and a built-in microphone for voice commands.

4.2. Google TV Interface

Google TV organizes your favorite apps, movies, and shows from various streaming services into a single, personalized interface. Navigate using the remote control's directional pad and select button.



GOOGLE TV

Todas tus apps favoritas organizadas por Google.

Aviso legal: Las imágenes de los televisores tienen únicamente fines ilustrativos.

Image 4.1: Screenshot of the Google TV interface displaying various streaming applications and content recommendations.

4.3. Google Assistant Voice Control

Press the Google Assistant button on your Smart Remote and speak into the microphone to control your TV, search for content, get information, and manage smart home devices.



Image 4.2: A person using voice commands with the Google Assistant integrated into the Haier Smart TV.

4.4. Picture and Sound Settings

Access the TV settings menu to adjust picture modes (e.g., Standard, Vivid, Movie, Game), brightness, contrast, color, and sound settings (e.g., Standard, Music, Movie, Speech). The TV supports Dolby Atmos for immersive audio and Dolby Vision for enhanced picture quality.

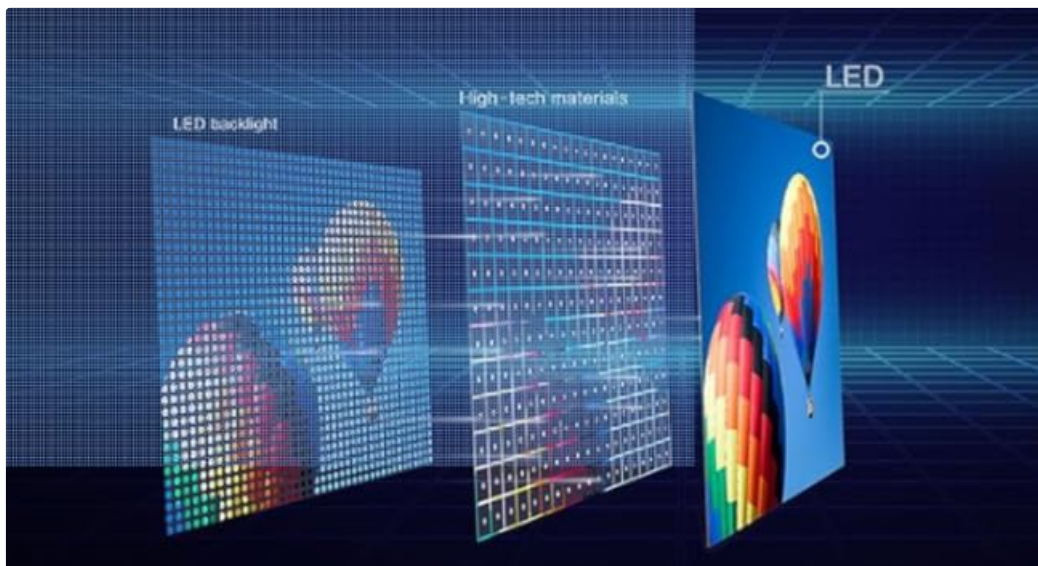


Image 4.3: Diagram illustrating the layers of QLED technology, showing how Quantum Dots produce vibrant colors and enhanced brightness.



Image 4.4: Visual representation of Dolby Atmos and Dolby Vision, with a TV displaying a wave scene and sound

ripples emanating from its base, symbolizing immersive audio and superior image quality.

4.5. Connectivity

- **HDMI 2.1:** Connect gaming consoles, Blu-ray players, and other high-definition devices to the four HDMI 2.1 ports for optimal performance, especially for 4K 120Hz gaming.
- **USB:** Use the USB ports to play media files from external storage devices.
- **Bluetooth 5.1:** Pair Bluetooth-enabled devices such as headphones, game controllers, or soundbars wirelessly.
- **Wi-Fi/Ethernet:** Connect to your home network for internet access and streaming services.




Image 4.5: Close-up of an HDMI 2.1 cable being connected to a TV port, highlighting the high-speed data transfer capabilities.

4.6. Gaming Features

The Haier H55Q80FUX is equipped with a Gaming 120Hz DLG Accelerator, which enhances motion clarity and response time for a smoother gaming experience in 2K resolution. HDMI 2.1 support further optimizes frame delivery for next-generation video games.



Image 4.6: Comparison of Gaming 120Hz vs. Standard 60Hz refresh rates, showing a blurred image at 60Hz and a clear, sharp image at 120Hz, demonstrating improved motion clarity for gaming.

4.7. MEMC Technology

Motion Estimation, Motion Compensation (MEMC) technology focuses on movement and maintains the sharpness of moving images, reducing motion blur in fast-paced scenes.



Image 4.7: Split image demonstrating MEMC technology, with one side showing motion blur and the other showing a clear, sharp image of a moving object.

5. MAINTENANCE

5.1. Cleaning the Screen

Gently wipe the screen with a soft, lint-free cloth. For stubborn marks, slightly dampen the cloth with water or a specialized screen cleaner. Avoid harsh chemicals or abrasive materials.

5.2. Cleaning the TV Body

Use a soft, dry cloth to clean the TV's frame and back panel. Do not use liquid cleaners directly on the TV.

5.3. Software Updates

Ensure your TV's software is up to date for optimal performance and security. The TV may prompt you for updates, or you can check manually through the settings menu.

6. TROUBLESHOOTING

If you encounter issues with your Haier Smart TV, refer to the following common solutions:

- **No Power:** Ensure the power cable is securely connected to both the TV and the power outlet. Try a different outlet.
- **No Picture/Sound:** Check the input source. Ensure external devices are powered on and connected correctly.
- **Remote Not Responding:** Replace the remote control batteries. Ensure there are no obstructions between the remote and the TV.
- **Network Connection Issues:** Restart your router and modem. Reconnect the TV to your Wi-Fi network or check the Ethernet cable connection.
- **Picture Quality Issues:** Adjust picture settings. Ensure the content source is of high quality.

For more complex issues, consult the Haier support website or contact customer service.

7. SPECIFICATIONS

Feature	Specification
Model Number	36200116
Screen Size	55 Inches
Display Technology	QLED
Resolution	4K (3840 x 2160)
Refresh Rate	60 Hz (Gaming 120Hz DLG Accelerator)
Special Features	Bluetooth 5.1, Dolby Atmos, Dolby Vision, GAMING 120HZ DLG ACCELERATOR, Google TV, QLED 4K UHD Technology
Connectivity	Bluetooth, Ethernet, HDMI (x4, HDMI 2.1), USB, Wi-Fi
Dimensions (without stand)	122.6 x 71.9 x 8.8 cm
Dimensions (with stand)	122.6 x 77.7 x 27.7 cm
Weight	11.8 kg
VESA Mount Compatibility	300 x 300 mm
Energy Efficiency Class	F

Feature	Specification
Power Consumption (SDR)	77 kWh/1000h
Power Consumption (HDR)	110 kWh/1000h
Operating System	Google TV
RAM	2GB
ROM	32GB

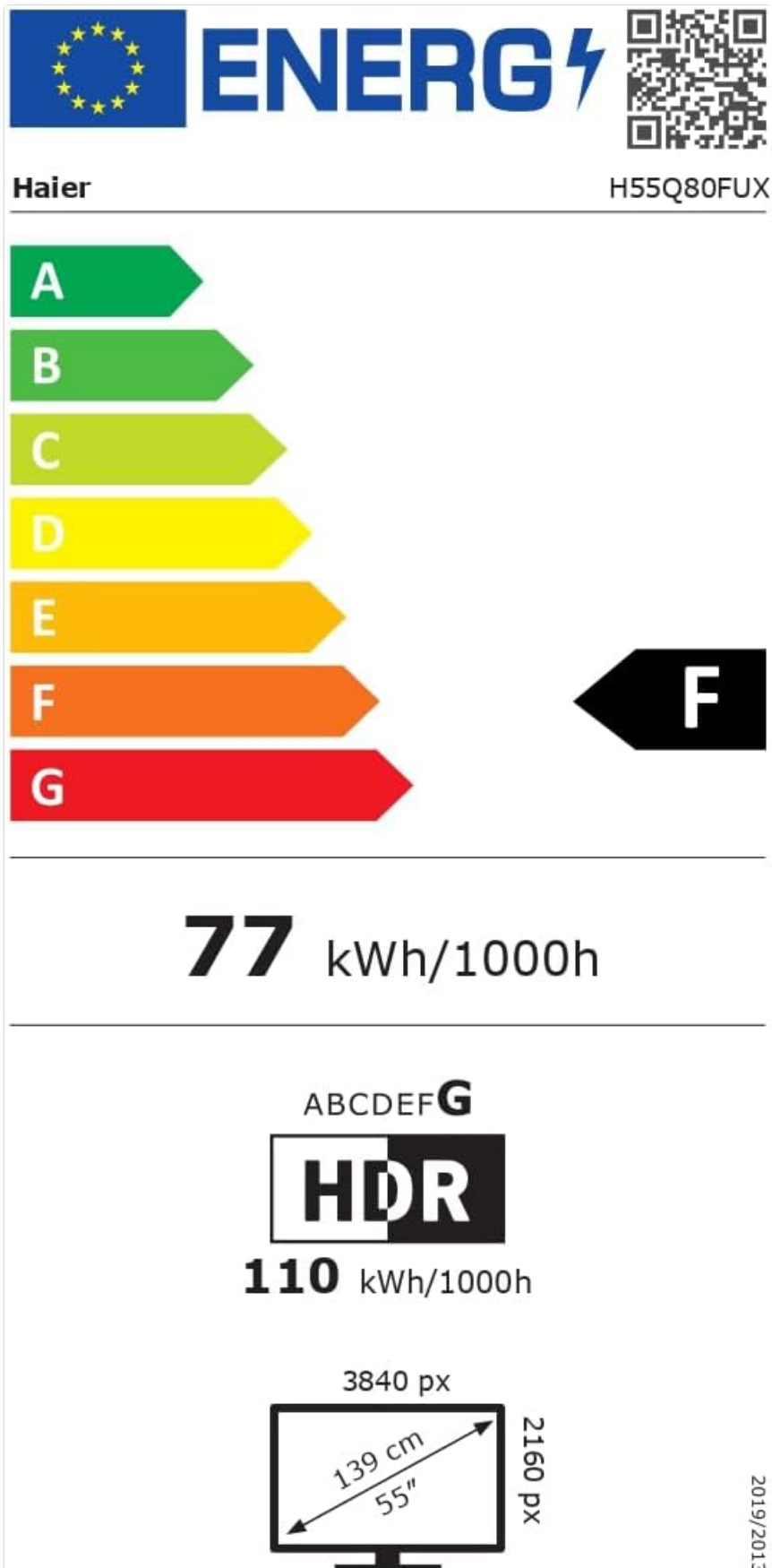


Image 7.1: EU Energy Label for Haier H55Q80FUX, showing energy efficiency class F and power consumption values. For more details, visit [EPREL database](#).

Ficha de información del producto		
<small> REGLAMENTO DELEGADO (UE) 2019/2013 DE LA COMISIÓN en lo relativo al etiquetado energético de las pantallas electrónicas </small>		
Parámetro	Parámetro o valor y precisión	Unidad
1. Nombre o marca comercial del proveedor	Haier	
Dirección del proveedor	HAIER IBERIA S.L. Ca.	

	Dirección del proveedor:	HAIER IBERIA SLU, Car- rer de la Metal-lúrgia 53, 08908 Barcelona L'Hospita- let de Llobregat, ES			
2.	Identificador del modelo	H55Q80FUX			
3.	Clase de eficiencia energética para el rango dinámico normal (SDR)	F			
4.	Demanda de potencia en modo encendido en SDR	77,0			W
5.	Clase de eficiencia energética para el alto rango dinámico (HDR)	G			
6.	Demanda de potencia en modo encendido en HDR, si se aplica	110			W
7.	Demanda de potencia en modo desactivado, si procede	0,0			W
8.	Demanda de potencia en modo preparado, si procede	0,5			W
9.	Demanda de potencia en modo preparado en red, si procede	2,0			W
10.	Categoría de pantalla electrónica	Televisión			
11.	Ratio de tamaño	16	:	9	
12.	Resolución de pantalla	3 840	x	2 160	pixels
13.	Diagonal de la pantalla	139,0			cm
14.	Diagonal de la pantalla	55			pulgadas
15.	Superficie visible de la pantalla	82,3			dm²
16.	Tecnología usada en el panel	LED LCD			
17.	Control automático de brillo (ABC) disponible	No			
18.	Sensor de reconocimiento vocal disponible	No			
19.	Sensor de presencia disponible	No			
20.	Frecuencia de refresco de la imagen (por defecto)	60			Hz
21.	Disponibilidad mínima garantizada de actualizaciones de software y de firmware (a partir de la fecha de introducción en el mercado de la última unidad)	8			Años
22.	Disponibilidad mínima garantizada de piezas de recambio (a partir de la fecha de introducción en el mercado de la última unidad)	7			Años
23.	Disponibilidad mínima garantizada de asistencia para el producto	7			Años

Página 1 / 2

	Duración mínima de la garantía general ofrecida por el proveedor	2	Años
24.	Tipo de fuente de alimentación	Interna	
25.	Fuente de alimentación externa (no normalizada e incluida en la caja del producto)		
i	-		
ii	Tensión de entrada	-	V
iii	Tensión de salida	-	V
26.	Fuente de alimentación externa normalizada (o una adecuada, si no está incluida en la caja del producto)		
i	-		
ii	Tensión de salida requerida	-	V
iii	Intensidad de corriente requerida (mínima)	-	A
iv	Frecuencia de corriente requerida	-	Hz

Modelo introducido en el mercado de la Unión desde 20/03/2025



Número de registro EPREL: 2290965

<https://eprel.ec.europa.eu/qr/2290965>

Proveedor: HAIER IBERIA, SLU (Fabricante)

Sitio web:

Servicio de atención al cliente:

Nombre: HAIER IBERIA SLU

Sitio web: <https://haier-aire.com/>

Correo electrónico: ProductHVAC@haier-europe.com

Teléfono: +34902503330

Dirección:

Carrer de la Metal-lúrgia 53
08908 Barcelona
España

Image 7.2: Product information sheet for Haier H55Q80FUX, detailing various technical parameters. For more details, visit [EPREL database](#).



Image 7.3: Visual representation of the TV's internal components, highlighting 2GB RAM and 32GB ROM for enhanced performance and storage.

8. WARRANTY AND SUPPORT







8.1. Warranty Information

The Haier H55Q80FUX Smart TV comes with a minimum general warranty of 2 years from the date of purchase. Please retain your proof of purchase for warranty claims.

8.2. Customer Support

For technical assistance, warranty service, or product inquiries, please contact Haier customer support:

- **Manufacturer:** Haier
- **Customer Service:** HAIER IBERIA SLU
- **Email:** product.hvac@haier-europe.com
- **Website:** <https://haier-sine.com/>

	<p>Haier UHD LED TV User Manual and Specifications (H43Q80FUX, H50Q80FUX, H55Q80FUX, H65Q80FUX)</p> <p>This user manual provides comprehensive instructions for Haier UHD LED TVs (models H43Q80FUX, H50Q80FUX, H55Q80FUX, H65Q80FUX). It covers safety precautions, setup, operation, remote control usage, connections, settings, troubleshooting, and detailed product specifications. Learn how to get the most out of your Haier Smart TV.</p>
	<p>Haier LED Television User Manual</p> <p>Comprehensive user manual for Haier LED Televisions, covering setup, operation, connections, and troubleshooting for models H43Q80FUX, H50Q80FUX, H55Q80FUX, and H65Q80FUX.</p>
	<p>Haier H75P751UX 75-inch UHD Digital LED LCD TV User Manual</p> <p>Comprehensive user manual for the Haier H75P751UX 75-inch UHD Digital LED LCD TV, covering setup, operation, features, and troubleshooting.</p>
	<p>Haier 98 Smart TV S8 User Manual</p> <p>Comprehensive user manual for the Haier 98 Smart TV S8, covering setup, connections, features, settings, and specifications. Learn how to optimize your viewing experience with this advanced smart television.</p>
	<p>Haier HRF575XS 574L 500 Series S+ Three-Door Side-by-Side Refrigerator Freezer</p> <p>Detailed overview of the Haier HRF575XS refrigerator freezer, highlighting its 574L capacity, 500 Series S+ features, SwitchZone™ and Humidity Zone™ technologies for optimal food preservation, energy efficiency, and flexible storage.</p>
	<p>Haier Flexis 7.1 kW Air Conditioner Quick Reference Guide</p> <p>A quick reference guide for the Haier Flexis 7.1 kW Air Conditioner, detailing its features, specifications, and benefits including voice control, healthier air functions, sleep mode, and eco sensor.</p>