

Devoko B0DX6JN85Y

Devoko Smart Self-Cleaning Cat Litter Box

MODEL: B0DX6JN85Y

User Manual

1. Introduction

Thank you for choosing the Devoko Smart Self-Cleaning Cat Litter Box. This device is designed to provide a clean and hygienic environment for your cat while offering convenience through automatic cleaning and app control. Please read this manual thoroughly before operating the device to ensure proper use, maintenance, and safety.

2. Safety Instructions

To prevent injury or damage, always adhere to the following safety guidelines:


- Place the litter box on a flat, stable surface to ensure proper operation and prevent tipping.
- Keep the device away from water or excessive moisture. Do not immerse any part of the device in water.
- Ensure the power adapter is securely connected and the voltage matches the product specifications.
- Do not allow children or individuals with reduced physical, sensory, or mental capabilities to operate the device without supervision.
- Do not attempt to disassemble or repair the device yourself. Contact customer support for assistance.
- Ensure your cat's weight is within the recommended range of 1.5 kg to 10 kg for safe operation.
- Do not place heavy objects on top of the litter box.

Systeme de Protection à 9 Radars | Sécurité féline

À installer sur une surface plane et stable

1x

Radar de
Mouvement



4x

Capteurs Infrarouge



4x

Capteur de Gravité


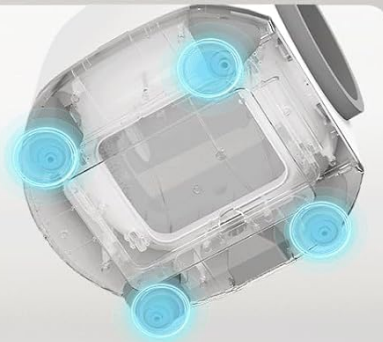



Image: The 9-radar protection system ensures feline safety by detecting movement, infrared presence, and gravity changes, stopping operation if a cat is detected.


3. Package Contents

Please check the package to ensure all items are present:


- Devoko Smart Self-Cleaning Cat Litter Box x1
- User Manual x1
- Litter Mat x1
- Litter Scoop x1
- Waste Bags x2
- Power Adapter x1
- Odor Neutralizer x1



Manuel d'Utilisation x1



Tapis pour Litière x1



Sacs à Déchets
x2



Pelle à Litière x1



Adaptateur x1



Neutralisateur d'Odeurs x1

Image: All components included in the Devoko Smart Self-Cleaning Cat Litter Box package.

4. Product Overview

The Devoko Smart Self-Cleaning Cat Litter Box integrates advanced features for a superior cat care experience:

- **Automatic Cleaning:** Initiates cleaning cycles after each use, ensuring a fresh litter box.
- **App Control:** Manage settings, monitor usage, and activate cleaning remotely via a dedicated mobile application.
- **Odor Elimination System:** Features an integrated deodorizer and sealed waste compartment to neutralize odors.
- **Spacious Design:** A 90L capacity interior accommodates cats weighing 1.5 kg to 10 kg, with an easy-access entrance.
- **9-Radar Protection:** Multiple sensors (motion, infrared, gravity) ensure safety by detecting your cat's presence and pausing operation.
- **Waste Capacity:** An 8.5L waste bin reduces the frequency of emptying.

Litière Autonettoyante – Élevage Félin Intelligent



Adaptation féline
typique en 1 semaine



Nettoyage Auto



Système Parfumé



9 Protections Radar



Bac à déchets
8,5L



Application Mobile



Grande Capacité
90L

Image: Key features of the Devoko Smart Self-Cleaning Cat Litter Box.

Taille spacieuse et conception réfléchie pour le confort félin

10 Jours

Court voyage

Résultats variables selon le chat

90L Capacité

1.5-10kg

8.5L Bac à déchets

Image: The spacious interior and waste bin capacity of the litter box.

5. Setup

1. **Unpack:** Carefully remove all components from the packaging.
2. **Placement:** Place the litter box on a firm, level surface in a suitable location.
3. **Install Waste Bag:** Open the waste compartment and insert a waste bag. Ensure it is properly secured.
4. **Add Litter:** Fill the litter compartment with an appropriate amount of clumping cat litter (granulometry $\leq 1.2\text{cm}$), tofu litter, or mineral litter. Do not overfill.
5. **Connect Power:** Plug the power adapter into the device and then into a wall outlet.
6. **Initial Calibration:** The device may perform an initial calibration cycle upon first power-up.
7. **App Connection:** Download the Devoko app from your smartphone's app store. Follow the in-app instructions to connect your device via 2.4GHz Wi-Fi.

6. Operating Instructions

The Devoko Smart Self-Cleaning Cat Litter Box can be operated manually or via the mobile application.

6.1 Automatic Cleaning Cycle

The device is designed to automatically clean after your cat uses it. The process is as follows:

1. The cat enters the litter box.
2. The cat exits the litter box.
3. A pre-defined delay time elapses (adjustable via app).
4. The automatic cleaning cycle is triggered, sifting waste into the sealed compartment.



Image: Steps of the automatic cleaning cycle.

6.2 Mobile Application Control

The Devoko app provides comprehensive control and monitoring features:

- **Function Settings:** Remotely command cleaning, set cleaning duration, and activate sleep mode. Available in your preferred language.

- **Litter Usage Tracking:** Records the times and frequency of your cat's litter box usage, providing insights into their health.
- **Cleaning Modes:** Switch between Manual and Automatic cleaning modes. Manual mode is ideal for sensitive cats or specific situations. Automatic mode cleans after each use.
- **Litter Type Selection:** Select the type of litter used (Bentonite, Tofu, Mineral Sand) for optimized sifting.

Nettoyage et surveillance par application

Connexion Wi-Fi 2.4GHz nécessaire

Paramètres de Fonction

Commande à Distance / Durée de Nettoyage / Mode Veille
Disponible dans votre langue préférée

Suivi d'Utilisation de la Litière

Enregistre les horaires et fréquence d'utilisation de votre chat

Modes de Nettoyage Manuel/Automatique

Manuel: Idéal pour chats sensibles et situations particulières

Automatique: Nettoyage automatique après chaque utilisation

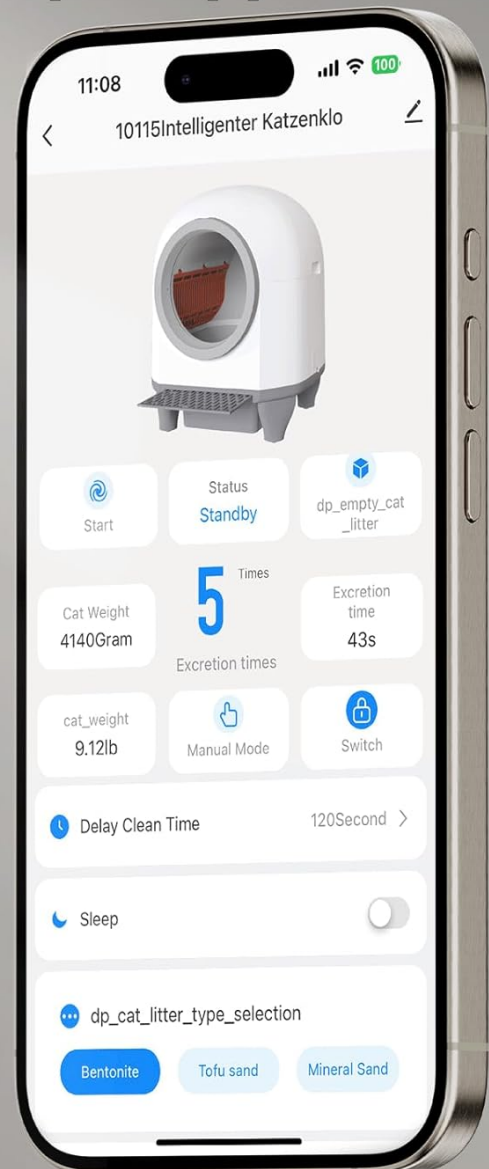


Image: Devoko mobile application interface for control and monitoring.

7. Maintenance

7.1 Emptying the Waste Bin

When the waste bin is full, the app will notify you. To empty:

1. Power off the device.
2. Remove the waste bin from the base.
3. Seal and dispose of the waste bag.

4. Insert a new waste bag and reinsert the bin into the device.

7.2 Cleaning the Device

Regular cleaning ensures optimal performance and hygiene:

- Wipe the exterior with a damp cloth. Do not use abrasive cleaners.
- For deeper cleaning, the interior drum can be removed. Refer to the app or online resources for detailed instructions on drum removal and cleaning.
- Ensure all parts are completely dry before reassembling and powering on the device.

7.3 Litter Type Compatibility

The innovative sifting system is compatible with various common litter types:

- Clumping litter (granulometry $\leq 1.2\text{cm}$)
- Tofu litter
- Mineral litter

Using incompatible litter types may affect cleaning efficiency and potentially damage the device.

8. Troubleshooting

If you encounter issues, refer to the following common problems and solutions:

Problem	Possible Cause	Solution
Device not powering on	Power adapter not connected; Power outlet issue	Check power connections; Try a different outlet
Cleaning cycle not starting	Cat detected inside; Waste bin full; Manual mode active	Ensure cat has exited; Empty waste bin; Switch to automatic mode via app
Odor persists	Odor neutralizer needs replacement; Waste bin not sealed properly	Replace odor neutralizer; Ensure waste bag is sealed and bin is correctly inserted
App connection failure	Incorrect Wi-Fi password; Router too far; 5GHz Wi-Fi network	Verify Wi-Fi credentials; Move device closer to router; Ensure 2.4GHz Wi-Fi is used
Litter not sifting effectively	Litter type incompatible; Litter level too high/low; Drum dirty	Use compatible litter; Adjust litter level; Clean the drum

If the problem persists, please contact Devoko customer support.

9. Specifications

Feature	Detail
Brand	Devoko
Model Number	B0DX6JN85Y
Dimensions (L x W x H)	51 x 56 x 59 cm

Feature	Detail
Product Weight	11 Kilograms
Material	Polypropylene (PP)
Color	White
Litter Box Type	Automated Self-Cleaning Litter Box
Pet Type	Cat
Suitable Cat Weight	1.5 kg to 10 kg
Internal Capacity	90 Liters
Waste Bin Capacity	8.5 Liters
Connectivity	2.4GHz Wi-Fi

10. Warranty and Support

The Devoko Smart Self-Cleaning Cat Litter Box comes with a **2-year premium warranty**. This warranty covers manufacturing defects and ensures personalized support and comprehensive follow-up from the date of purchase. For technical assistance, troubleshooting not covered in this manual, or warranty claims, please contact Devoko customer support through the official website or your purchase platform. Please have your model number (B0DX6JN85Y) and proof of purchase ready when contacting support.

