

Manuals+

[Q & A](#) | [Deep Search](#) | [Upload](#)

Manuals.plus /

› [Rulefiss](#) /

› Rulefiss Q38 Wireless Earbuds Sport Instruction Manual

Rulefiss Q38

Rulefiss Q38 Wireless Earbuds Sport Instruction Manual

Model: Q38

1. INTRODUCTION

Thank you for choosing the Rulefiss Q38 Wireless Earbuds Sport. These earbuds are designed to provide a high-quality audio experience with features tailored for active lifestyles. This manual will guide you through the setup, operation, and maintenance of your new earbuds.



Image: Rulefiss Q38 Wireless Earbuds in their charging case, showcasing the design and digital display.

2. WHAT'S IN THE BOX

- 800 mAh Charging box x 1
- Bluetooth earbuds x 2
- Soft silicone ear caps x 6 (L/M/S)
- USB-C cable x 1
- User Manual (English, Spanish, French, etc) x 1



Image: A visual representation of all items included in the Rulefiss Q38 Earbuds package.

3. PRODUCT OVERVIEW

The Rulefiss Q38 earbuds feature advanced Bluetooth 5.4 technology for stable and fast connections, delivering 3D Hi-Fi stereo sound with deep bass. They are equipped with ENC noise reduction for clear calls and designed with comfortable earhooks for secure fit during activities.

Key Features:

- **360 Surround Hi-Fi Stereo Sound:** Utilizes an AAC/SBC audio decoder and a 14.2mm composite diaphragm for enhanced audio quality and clear vocals.
- **ENC Noise Cancelling:** Built-in 4 microphones with ENC technology reduce ambient noise for clearer calls.
- **Upgraded Bluetooth 5.4:** Offers enhanced anti-interference capabilities, optimized channel hopping, and low latency (41ms) for a stable connection.
- **Extended Playtime:** Up to 6-8 hours on a single charge, extended to 60 hours with the 800mAh charging case.
- **Dual Power Display:** LED display on the charging case shows remaining power percentage for the case and individual earbuds.
- **Comfortable Sports Earhooks:** Soft, ultra-light, and flexible 45° earhook structure ensures a secure and comfortable fit. Includes 3 sizes of silicone earplugs (S/M/L).
- **IP-X7 Waterproof:** Protects earbuds from sweat and rain, suitable for workouts, running, and daily use.
- **Smart Touch Control:** Multi-function touch panel for playback, volume, calls, and voice assistant activation.
- **Extensive Compatibility:** Compatible with most Bluetooth-enabled devices (iOS, Android, TV, PC, etc.).



Image: Depiction of the Bluetooth 5.4 chip, highlighting improved connection speed, reduced power consumption, and boosted signal.



Image: Diagram illustrating the 14.2mm composite diaphragm and audio components for 3D HiFi Stereo Sound.




Image: Illustration of the soft earhooks and the three included sizes (S/M/L) of silicone earplugs for a comfortable fit.




Image: Earbuds shown with water splashes, demonstrating their IP7 waterproof rating for protection against rain and sweat.

Your browser does not support the video tag.

Video: An official seller video showcasing the Rulefiss Q38 Bluetooth Earbuds and their features.

Your browser does not support the video tag.

Video: An official seller video highlighting the 2025 Rulefiss Bluetooth 5.4 Headphones Sport.

4. SETUP

4.1 Charging the Earbuds and Case

Before first use, fully charge the earbuds and charging case. Connect the provided USB-C cable to the charging port on the case and a power source. The LED power display on the case will show the battery percentage (1%-100%) for the case, and individual bars will indicate the charging status of each earbud. A full charge for the case typically takes 1.5 hours.

56Hrs Long Battery Life



Image: The charging case displaying the battery level for the case and individual earbuds.

4.2 Pairing with Your Device

1. Ensure the earbuds are charged.
2. Open the charging case. The earbuds will automatically enter pairing mode.
3. On your device (smartphone, tablet, etc.), go to Bluetooth settings and turn Bluetooth on.
4. Look for "Q38" in the list of available devices and select it to connect.
5. Once paired, the earbuds will automatically connect to your device whenever you take them out of the charging case.



Image: The earbuds shown alongside various compatible devices like smartphones, tablets, and laptops.

5. OPERATING INSTRUCTIONS

5.1 Wearing the Earbuds

Select the appropriate size silicone earplugs for your ears. Place the earbud in your ear and gently adjust the flexible earhook over your ear for a secure and comfortable fit. The lightweight design (8g per earbud) ensures comfort during extended use.

5.2 Touch Controls

The earbuds feature multi-function touch panels for easy control:

- **Play/Pause:** Single tap on either earbud.
- **Volume Up:** Double tap on the Right earbud.
- **Volume Down:** Double tap on the Left earbud.
- **Next Song:** Triple tap on the Right earbud.
- **Previous Song:** Triple tap on the Left earbud.
- **Answer/Hang Up Call:** Single tap on either earbud.
- **Reject Call:** Press and hold either earbud for 2 seconds.
- **Activate Voice Assistant (Siri/Google Assistant):** Press and hold either earbud for 3 seconds.




Image: A detailed diagram illustrating the various touch control functions for the left and right earbuds.

6. MAINTENANCE

6.1 Cleaning

Regularly clean your earbuds and charging case to ensure optimal performance and hygiene. Use a soft, dry, lint-free cloth to wipe the earbuds and charging contacts. For earplugs, remove them and clean with mild soap and water, then dry thoroughly before reattaching.

6.2 Water Resistance

The Rulefiss Q38 earbuds are IP-X7 waterproof, meaning they can withstand sweat and rain. However, they are not designed for swimming or prolonged submersion in water. Ensure the charging port is dry before charging.

7. TROUBLESHOOTING

If you encounter any issues with your Rulefiss Q38 earbuds, please refer to the following common solutions:

- **No Sound/Connectivity Issues:**
 - Ensure both earbuds are charged.
 - Check that Bluetooth is enabled on your device.
 - Forget the "Q38" device in your Bluetooth settings and re-pair.
 - Ensure earbuds are within Bluetooth range (up to 20 meters).
- **Charging Problems:**
 - Verify the USB-C cable is securely connected to both the case and the power source.
 - Check if the charging contacts on the earbuds and inside the case are clean and free of debris.
 - Try a different charging cable or power adapter.
- **Uncomfortable Fit:**
 - Experiment with the different sizes of silicone earplugs (S/M/L) to find the best fit for your ears.
 - Adjust the earhooks to ensure they sit comfortably and securely over your ears.

Your browser does not support the video tag.

Video: An official seller video demonstrating the usage experience of the Q38 Bluetooth headset.

8. SPECIFICATIONS

Feature	Specification
Model Name	Q38
Connectivity Technology	Wireless (Bluetooth)
Bluetooth Version	5.4
Bluetooth Range	20 Meters
Audio Driver Size	14.2 Millimeters
Frequency Response	18Hz-25kHz (implied from 75% increase over 20kHz)
Sensitivity	108 dB
Impedance	32 Ohms

Audio Latency	31 Milliseconds
Noise Control	Passive Noise Cancellation, ENC Noise Reduction
Battery Life (Earbuds)	6-8 Hours (single charge)
Total Playtime (with case)	Up to 60 Hours
Charging Case Battery	800 mAh
Charging Time	1.5 Hours (case)
Water Resistance Level	IP-X7 Waterproof
Control Type	Touch Control
Item Weight (per earbud)	7 Grams
Material	Acrylonitrile Butadiene Styrene (ABS), Plastic

9. WARRANTY AND SUPPORT

Rulefiss products are designed for quality and performance. Your Rulefiss Q38 Wireless Earbuds come with a **2-year warranty**. For any support needs, including troubleshooting or warranty claims, please refer to the contact information provided in your product packaging or visit the official Rulefiss store online.



Image: Rulefiss Quality Service highlights, including a 2-year warranty.