

## truke Mega 7

# truke Mega 7 True Wireless Earbuds User Manual

Model: Mega 7 (B200)

## 1. INTRODUCTION

Thank you for choosing the truke Mega 7 True Wireless Earbuds. This manual provides essential information for setting up, operating, and maintaining your earbuds to ensure optimal performance and longevity. Please read this manual thoroughly before use.

## 2. WHAT'S IN THE BOX

- truke Mega 7 True Wireless Earbuds
- Wireless Charging Case
- USB Charging Cable
- Eartips (various sizes)
- User Manual

## 3. PRODUCT OVERVIEW

The truke Mega 7 earbuds are designed for an immersive audio experience with advanced features. They come with a premium leather finish charging case.



Image: truke Mega 7 True Wireless Earbuds in their open charging case, showcasing the earbuds and the leather-textured case.

## Key Features:

- **24-Bit 360 Spatial Audio:** Provides an immersive, theater-like sound experience.
- **60 Hours Total Playtime:** Extended battery life with the charging case.
- **Dual Pairing Technology:** Connect and switch between two devices simultaneously.
- **40ms Ultra Low Latency Gaming Mode:** Optimized for gaming with minimal audio delay.
- **Quad-Mic PureVoice ENC Technology:** Enhances call clarity by reducing background noise.
- **13mm Titanium Drivers:** Delivers rich bass, clear mids, and crisp highs.
- **IPX5 Water Resistance:** Protected against sweat and light splashes.
- **Premium Leather Finish Case:** Stylish and durable charging case.

## 4. SETUP

### 4.1 Charging the Earbuds and Case

Before first use, fully charge the earbuds and the charging case. Place the earbuds into the charging case.

Connect the USB charging cable to the charging port on the case and to a power source. The LED indicator on the case will show charging status.




Image: The truke Mega 7 charging case held above a hand, illustrating its compact size and fast charging feature (10 minutes charge for 160 minutes playback).

- A full charge provides up to 60 hours of total playtime with the charging case.
- Fast charging allows for approximately 160 minutes of playback from a 10-minute charge.

## 4.2 Initial Pairing

1. Open the charging case. The earbuds will automatically enter pairing mode.
2. On your device (smartphone, tablet, laptop), enable Bluetooth.
3. Search for available Bluetooth devices and select "truke Mega 7".
4. Once connected, a voice prompt will confirm successful pairing.

## 5. OPERATING INSTRUCTIONS

### 5.1 Power On/Off

- **Power On:** Open the charging case, or long-press the touch area on both earbuds for 3 seconds.

- **Power Off:** Place the earbuds back into the charging case and close the lid, or long-press the touch area on both earbuds for 5 seconds.

## 5.2 Touch Controls

Function	Action
Play/Pause	Single tap on either earbud
Next Track	Double tap on the right earbud
Previous Track	Double tap on the left earbud
Answer/End Call	Single tap on either earbud
Reject Call	Long press on either earbud for 2 seconds
Activate Voice Assistant	Triple tap on either earbud
Toggle Gaming Mode	Long press on the right earbud for 2 seconds

## 5.3 Dual Pairing

The truke Mega 7 supports connecting to two devices simultaneously. To use dual pairing:

1. Pair the earbuds with the first device as described in Section 4.2.
2. Disable Bluetooth on the first device. The earbuds will re-enter pairing mode.
3. Pair the earbuds with the second device.
4. Enable Bluetooth on the first device again. The earbuds should automatically connect to both devices.



# Quad Mic

PURE ENC

**40ms**  
LOW LATENCY



# Leather Finish

Image: truke Mega 7 earbuds and charging case positioned between a laptop and a smartphone, illustrating the dual pairing connectivity feature.

## 5.4 Gaming Mode (40ms Low Latency)

Activate Gaming Mode for a synchronized audio-visual experience during gaming. Long press the right earbud for 2 seconds to toggle Gaming Mode on or off.

## 5.5 Call Management (Quad-Mic PureVoice ENC)

The Quad-Mic PureVoice ENC technology helps reduce environmental noise during calls, ensuring clear communication.

# Quad-Mic PureVoice ENC



Image: A woman wearing a truke Mega 7 earbud and holding the charging case, with sound waves emanating from her mouth, symbolizing the Quad-Mic PureVoice ENC technology for clear calls.

## 6. MAINTENANCE

---

- **Cleaning:** Use a soft, dry, lint-free cloth to clean the earbuds and charging case. Do not use harsh chemicals or abrasive materials.
- **Eartips:** Regularly remove and clean the eartips with a damp cloth. Ensure they are completely dry before reattaching.
- **Water Resistance:** The earbuds are IPX5 water resistant, meaning they can withstand sweat and light splashes. Do not submerge them in water or expose them to heavy rain. Ensure the charging port is dry before charging.
- **Storage:** Store the earbuds in their charging case when not in use to protect them and keep them charged. Avoid extreme temperatures.

## 7. TROUBLESHOOTING

---

### 7.1 Earbuds Not Pairing



- Ensure both earbuds are charged.
- Make sure Bluetooth is enabled on your device.
- Place the earbuds back in the case, close the lid, wait a few seconds, then open it again to re-enter pairing mode.
- Try forgetting "truke Mega 7" from your device's Bluetooth list and re-pairing.

### 7.2 No Sound from One Earbud

- Ensure both earbuds are charged and properly seated in the case.
- Try resetting the earbuds (refer to manufacturer's specific reset instructions if available, otherwise, place in case, close, open, and re-pair).
- Clean the charging contacts on both the earbuds and the case.

### 7.3 Charging Issues

- Ensure the charging cable is securely connected to both the case and the power source.
- Try a different USB cable or power adapter.
- Clean the charging port on the case.






## 8. SPECIFICATIONS

Feature	Specification
Model Name	truke Mega 7 earbuds (B200)
Connectivity Technology	Wireless (Bluetooth)
Bluetooth Version	Not specified (assumed modern standard)
Audio Driver Type	13mm Titanium Dynamic Driver
Battery Life	Up to 60 Hours (with charging case)
Charging Time	10 mins charge for 160 mins playback (Fast Charging)
Low Latency Mode	40ms
Microphone	Quad-Mic with PureVoice ENC
Water Resistance	IPX5
Control Method	Touch
Ear Placement	In Ear
Item Weight	43 Grams
Product Dimensions	5.4 x 6 x 3 cm
Material	Plastic
Manufacturer	Optiemus Electronics Limited
Country of Origin	India

## 9. WARRANTY AND SUPPORT

The truke Mega 7 True Wireless Earbuds come with a **12 Months Warranty & Service Support**. For any warranty claims or technical assistance, please contact truke customer service through their official channels. Keep your purchase receipt as proof of purchase.

### Related Documents - Mega 7

	<p><a href="#">truke Air Buds Lite User Manual - Features, Pairing, Troubleshooting, and Specifications</a></p> <p>Comprehensive user manual for the truke Air Buds Lite true wireless stereo Bluetooth earbuds. Learn about product features, pairing instructions, general operations, charging, troubleshooting, performance parameters, and precautions.</p>
	<p><a href="#">Truke Buds Q1 Wireless Earbuds: FAQs, Features, and Troubleshooting Guide</a></p> <p>A comprehensive guide to Truke Buds Q1 wireless earbuds, covering setup instructions, product features, Bluetooth compatibility, battery and charging information, and troubleshooting common issues.</p>
	<p><a href="#">Truke Yoga 2 YB-05S User Manual</a></p> <p>User manual for the Truke Yoga 2 Stereo Bluetooth Headset (Model YB-05S), covering product description, general functions, operations, troubleshooting, performance parameters, and precautions.</p>
	<p><a href="#">truke Air Buds Lite User Manual - Features, Pairing, Troubleshooting, and Specifications</a></p> <p>Comprehensive user manual for the truke Air Buds Lite true wireless stereo Bluetooth earbuds. Learn about product features, pairing instructions, general operations, charging, troubleshooting, performance parameters, and precautions.</p>
	<p><a href="#">Truke Buds Q1 Wireless Earbuds: FAQs, Features, and Troubleshooting Guide</a></p> <p>A comprehensive guide to Truke Buds Q1 wireless earbuds, covering setup instructions, product features, Bluetooth compatibility, battery and charging information, and troubleshooting common issues.</p>





### [NUX B-7 PRO Wireless In-Ear Monitoring System User Manual](#)

Comprehensive user manual for the NUX B-7 PRO wireless in-ear monitoring system, detailing features, setup, operation, specifications, and troubleshooting for musicians and audio professionals.