

Manuals+

[Q & A](#) | [Deep Search](#) | [Upload](#)

manuals.plus /

- › [CHIQ](#) /
- › [CHIQ L40QST 40-inch QLED Google TV User Manual](#)

CHIQ L40QST

CHIQ L40QST 40-inch QLED Google TV User Manual

Model: L40QST

1. INTRODUCTION

This user manual provides essential information for the safe and efficient operation of your CHIQ L40QST 40-inch QLED Google TV. Please read this manual thoroughly before using the product and retain it for future reference.



Image 1.1: Front view of the CHIQ L40QST 40-inch QLED Google TV.

2. SAFETY INFORMATION

Always adhere to the following safety precautions to prevent electric shock, fire, or damage to the television:

- Do not expose the TV to rain or moisture.

- Do not open the TV casing; refer all servicing to qualified personnel.
- Ensure proper ventilation around the TV.
- Keep the TV away from direct sunlight, heat sources, and open flames.
- Use only the power cord supplied with the TV.
- Unplug the TV during lightning storms or when unused for long periods.

3. PACKAGE CONTENTS

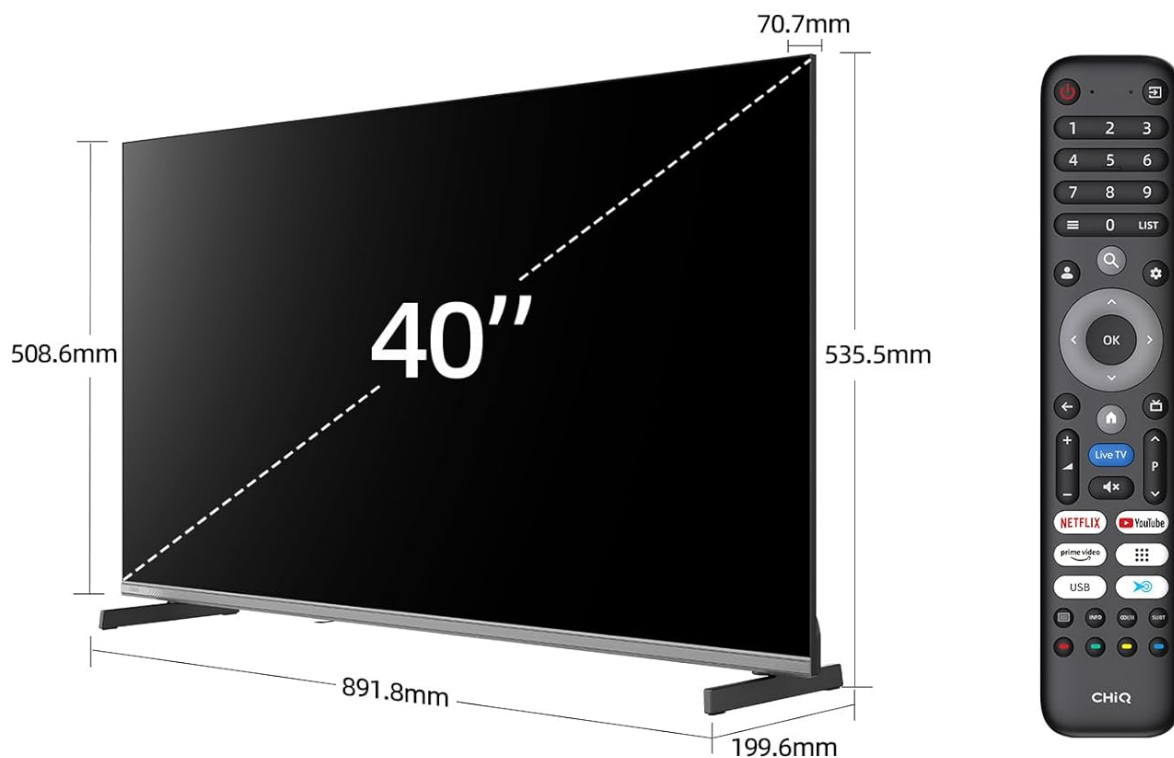
Verify that all items are present in the packaging:

- CHiQ L40QST 40-inch QLED Google TV
- Remote Control
- Power Cable
- TV Stands (2 units)
- Screws for Stands
- User Manual (this document)
- Batteries for Remote Control (if included)

CHiQ

QLED

L40QST



Tipo de soporte de pared

200*200/M6



Lista de empaque

Cable de alimentación, control remoto, pilas, soportes, manual del usuario

Google Assistant no está disponible en ciertos idiomas y países.

Image 3.1: Illustration of TV dimensions, remote control, and typical package contents.

4. PHYSICAL OVERVIEW

4.1. Dimensions and Design

The CHI Q L40QST features a frameless metal design with a slim profile. The overall dimensions are:

- **Without Stand:** 891.8 mm (Width) x 71.8 mm (Depth) x 508.6 mm (Height)
- **With Stand:** 891.8 mm (Width) x 180.2 mm (Depth) x 556.3 mm (Height)
- **Weight:** Approximately 5 kg



Image 4.1: Various views of the television, including the back, side profile, bezel detail, and stand attachment.

4.2. Ports and Connections

The television is equipped with various ports for external devices:

- **EARPHONE:** 1x (3.5mm audio output)
- **CI+ 1.4:** 1x (Common Interface Plus slot)
- **HDMI 1.4:** 3x (High-Definition Multimedia Interface)
- **RF:** 2x (Radio Frequency input for antenna/cable)
- **USB 2.0:** 2x (Universal Serial Bus for media playback)
- **LAN:** 1x (Ethernet port for wired network connection)
- **AV Mini:** 1x (Analog Video input)
- **Optical:** 1x (Digital Audio Optical output)




Image 4.2: Detailed diagram illustrating the location and type of input/output ports on the television.

5. SETUP

5.1. Stand Installation

1. Carefully place the TV face down on a soft, flat surface to prevent screen damage.
2. Align the TV stands with the screw holes on the bottom of the TV.
3. Secure the stands using the provided screws.



Image 5.1: The television positioned on its stand in a typical home environment.

5.2. Wall Mounting (Optional)

The TV supports VESA 200x200 mm mounting. Use appropriate wall mount brackets (not included) and follow the instructions provided with the wall mount. Ensure the wall can support the TV's weight.



Image 5.2: The television mounted on a wall, showcasing its slim profile.

5.3. Connecting Power and Initial Setup

1. Connect the power cable to the TV and then to a power outlet.
2. Press the power button on the remote control or TV.
3. Follow the on-screen instructions to complete the initial Google TV setup, including network connection, Google account login, and channel scanning.

6. OPERATING INSTRUCTIONS

6.1. Remote Control

The included remote control provides access to all TV functions. Insert two AAA batteries (not included) into the remote control, observing polarity.

- **Power Button:** Turns the TV on/off.

- **Navigation Pad:** For menu navigation.
- **OK Button:** Confirms selections.
- **Back Button:** Returns to the previous screen.
- **Home Button:** Accesses the Google TV home screen.
- **Volume +/-:** Adjusts volume.
- **Channel +/-:** Changes channels.
- **App Shortcut Buttons:** Direct access to popular streaming services (e.g., Netflix, Disney+).
- **Google Assistant Button:** Activates voice control.

6.2. Google TV Interface

Google TV organizes your favorite content from various apps and subscriptions into a single, personalized home screen. You can browse recommendations, access your library, and manage apps.

6.3. Voice Control with Google Assistant

Press the Google Assistant button on your remote and speak into the microphone to control your TV, search for content, get answers, and manage smart home devices.

Google Assistant Control de Voz Inteligente



Image 6.1: Demonstrating the use of Google Assistant voice control with the TV remote.

6.4. Content Casting (Chromecast, AirPlay, DLNA)

The TV supports built-in Chromecast, AirPlay, and DLNA, allowing you to stream content from your Android, iOS, or Mac devices directly to the TV screen.

Google Cast AirPlay **dlna**
Proyección con Un Simple Toque



Image 6.2: An example of casting content from a mobile device to the television.

7. KEY FEATURES

Your CHIQ L40QST TV incorporates advanced technologies for an enhanced viewing and audio experience.



Image 7.1: Overview of key features integrated into the CHIQ L40QST television.

7.1. QLED Pro Display

Experience vibrant and rich colors with QLED Pro technology, offering a wider color gamut for a more realistic picture.

QLED

Más Rico, Más Vibrante y Más Realista



Image 7.2: The QLED display showcasing rich and vibrant colors.

7.2. Full HD (FHD) Resolution

The 40-inch screen provides Full HD (1920x1080) resolution, delivering clear and detailed images, twice the clarity of standard HD.

Imágenes más Nítidas, Detalles más Precisos




Image 7.3: Visual comparison demonstrating the enhanced clarity of FHD over standard HD.

7.3. HDR10 Support

HDR10 technology enhances contrast and color accuracy, providing deeper blacks and brighter highlights for a more dynamic and lifelike viewing experience.

HDR 10

Detalles de Brillo y Sombra Excepcionales



Image 7.4: An image demonstrating the exceptional brightness and shadow details provided by HDR10.

7.4. Dolby Audio & dbx-tv Pro Sound

Integrated Dolby Audio decoding combined with dbx-tv dynamic optimization delivers clear dialogue and adaptive bass, offering an immersive audio experience. Sound presets include Cinema, News, and Sport.

7.5. Connectivity

The TV offers versatile connectivity options:

- **Wi-Fi:** Dual-band support for wireless internet access.
- **Bluetooth 5.0:** For connecting wireless headphones, speakers, and other compatible devices.
- **HDMI & USB:** Multiple ports for connecting gaming consoles, media players, and USB storage devices.

EN FORMA, CONECTA, DISFRUTA




Image 7.5: Visual representation of the TV's various connectivity features.

7.6. Quad-core A55 Processor

Equipped with a Quad-core A55 processor (1.5GB RAM + 8GB storage), the TV ensures smooth multitasking and fluid navigation between applications.

8. MAINTENANCE

8.1. Cleaning the Screen

- Turn off the TV and unplug it from the power outlet.
- Gently wipe the screen with a soft, lint-free cloth.
- For stubborn marks, lightly dampen the cloth with water or a specialized screen cleaner (do not spray directly onto the screen).

8.2. Cleaning the Casing

- Wipe the casing with a soft, dry cloth.
- Avoid using abrasive cleaners or solvents.

9. TROUBLESHOOTING

Problem	Possible Cause	Solution
No power	Power cable disconnected; power outlet faulty.	Check power cable connection; try a different outlet.
No picture, but sound is present	Incorrect input source selected; backlight issue.	Verify input source; contact support if issue persists.
No sound, but picture is present	Volume muted or too low; audio cable disconnected.	Increase volume; check audio connections; unmute TV.
Remote control not working	Batteries depleted or incorrectly inserted; obstruction.	Replace batteries; ensure clear line of sight to TV's IR sensor.
Wi-Fi connection issues	Router problem; incorrect password; TV too far from router.	Restart router; re-enter Wi-Fi password; move TV closer or use wired connection.

10. SPECIFICATIONS

Feature	Detail
Model Name	L40QST
Screen Size	40 Inches (101 cm)
Display Technology	QLED Pro / LED
Resolution	1080p (Full HD, 1920x1080)
Refresh Rate	60 Hz
HDR Support	HDR10
Audio Technology	Dolby Audio, dbx-tv Pro
Operating System	Google TV
Processor	Quad-core A55
RAM / Storage	1.5GB / 8GB
Connectivity	Wi-Fi (Dual-band), Bluetooth 5.0, 3x HDMI 1.4, 2x USB 2.0, 1x LAN, 1x CI+, 1x Earphone, 1x AV Mini, 1x Optical, 2x RF
Casting Features	Chromecast, AirPlay, DLNA
VESA Mount	200x200 mm
Dimensions (without stand)	891.8 x 71.8 x 508.6 mm

Feature	Detail
Dimensions (with stand)	891.8 x 180.2 x 556.3 mm
Weight	5 kg
Energy Efficiency Class	E
Power Consumption (SDR)	37.0 W / 1000h
Power Consumption (HDR)	37.0 W / 1000h

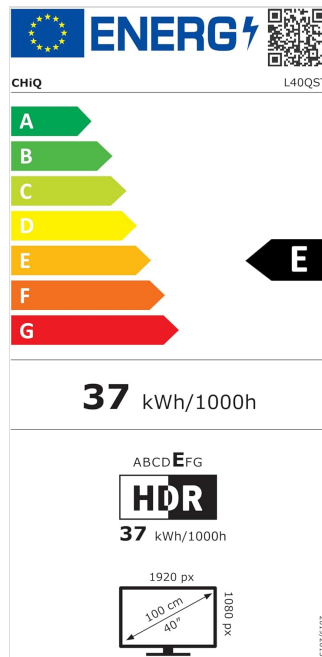


Image 10.1: EU Energy Label for the CHI Q L40QST television.

For detailed product information, refer to the [EPREL database \(QR code 2336596\)](#).

11. WARRANTY AND SUPPORT

Your CHI Q L40QST television comes with a standard manufacturer's warranty. Please refer to the product information sheet for specific terms and conditions.

- **Warranty Duration:** 2 years (as per product information sheet)
- **Manufacturer:** Changhong Europe Electric s.r.o.
- **Customer Service Email:** info@changhong.cz
- **Official Website:** www.chiq.com

Ficha de información del producto

REGLAMENTO DELEGADO (UE) 2019/2013 DE LA COMISIÓN en lo relativo al etiquetado energético de las pantallas electrónicas

Parámetro	Parámetro o valor y precisión	Unidad
1. Nombre o marca comercial del proveedor	CHIQ	
Dirección del proveedor	Changhong Europe Electric s.r.o., Dělnická 213/12, 17000 Holešovice Praha 7, CZ	
2. Identificador del modelo	L40QST	
3. Clase de eficiencia energética para el rango dinámico normal (SDR)	E	
4. Demanda de potencia en modo encendido en SDR		37,0 W
5. Clase de eficiencia energética para el alto rango dinámico (HDR)	E	
6. Demanda de potencia en modo encendido en HDR, si se aplica		37,0 W
7. Demanda de potencia en modo desactivado, si procede		0,0 W
8. Demanda de potencia en modo preparado, si procede		0,5 W
9. Demanda de potencia en modo preparado en red, si procede		1,5 W
10. Categoría de pantalla electrónica	Televisión	
11. Ratio de tamaño	16 : 9	
12. Resolución de pantalla	1 920 x 1 080	pixels
13. Diagonal de la pantalla	100,0	cm
14. Diagonal de la pantalla	40	pulgadas
15. Superficie visible de la pantalla	42,6	dm ²
16. Tecnología usada en el panel	QLED LCD	
17. Control automático de brillo (ABC) disponible	No	
18. Sensor de reconocimiento vocal disponible	No	
19. Sensor de presencia disponible	No	
20. Frecuencia de refresco de la imagen (por defecto)	60	Hz
21. Disponibilidad mínima garantizada de actualizaciones de software y de firmware (a partir de la fecha de introducción en el mercado de la última unidad)	8	Años
22. Disponibilidad mínima garantizada de piezas de recambio (a partir de la fecha de introducción en el mercado de la última unidad)	7	Años
23. Disponibilidad mínima garantizada de asistencia para el producto	7	Años

Página 1 / 2

Duración mínima de la garantía general ofrecida por el proveedor	2	Años
24. Tipo de fuente de alimentación	Interna	
25. Fuente de alimentación externa (no normalizada e incluida en la caja del producto)		
i	-	
ii	Tensión de entrada	- V
iii	Tensión de salida	- V
26. Fuente de alimentación externa normalizada (o una adecuada, si no está incluida en la caja del producto)		
i	-	
ii	Tensión de salida requerida	- V
iii	Intensidad de corriente requerida (mínima)	- A
iv	Frecuencia de corriente requerida	- Hz

Modelo introducido en el mercado de la Unión desde 15/06/2025



Número de registro EPREL: 2336596

<https://eprel.ec.europa.eu/qr/2336596>

Proveedor: Changhong Europe Electric s.r.o. (Importador) Sitio web: <https://www.chiq.com/>

Servicio de atención al cliente:

Nombre: Changhong Europe Electric s.r.o.

Sitio web: <https://www.chiq.com/>

Correo electrónico: info@changhong.cz

Teléfono: +420322321411

Dirección:
Dělnická 213/12
17000 Praha 7
Chequia

Página 2 / 2

Image 11.1: Excerpt from the product information sheet, detailing specifications and warranty information.