

Sanag Z60S

Sanag Z60S Open Ear Free Clip On Headphones User Manual

MODEL: Z60S

Brand: Sanag

1. INTRODUCTION

Thank you for choosing the Sanag Z60S Open Ear Free Clip On Headphones. These true wireless Bluetooth earbuds are designed to provide a comfortable listening experience while maintaining awareness of your surroundings. Featuring 360° panoramic sound, AI noise-cancelling calls, and a lightweight, secure fit, the Z60S is ideal for various activities including workouts, sports, and daily commutes.



Image: Sanag Z60S Open Ear Headphones and their charging case.

2. PACKAGE CONTENTS

Ensure all items are present in your package:

- Sanag Z60S Open Ear Headphones (Left and Right)
- Charging Case
- Type-C Charging Cable
- User Manual

3. SETUP

3.1 Initial Charging

Before first use, fully charge the headphones and charging case.

1. Place the headphones into the charging case.
2. Connect the Type-C charging cable to the charging port on the case and to a USB power source.
3. The indicator light on the case will show charging status. A full charge typically takes approximately 1.5 hours.

3.2 Bluetooth Pairing

To connect your Sanag Z60S headphones to your device:

1. Open the charging case. The headphones will automatically enter pairing mode.
2. On your smartphone or Bluetooth-enabled device, go to Bluetooth settings.
3. Select "Sanag Z60S" from the list of available devices.
4. Once connected, a voice prompt will confirm successful pairing.

3.3 Sanag App Installation & Customization

Enhance your experience by downloading the official Sanag App:

- Search for "Sanag" in your device's app store (iOS or Android).
- Install and open the app.
- Follow the in-app instructions to connect your Z60S headphones.
- Within the app, you can:
 - Adjust EQ settings to personalize your sound.
 - Fine-tune touch controls and volume.
 - Use the headphone positioning search feature.
 - Receive OTA firmware updates for optimized performance.

Customizable Sanag App

Find your headphones, adjust EQ settings, fine-tune touch controls and volume, all for an optimized listening experience



Image: Screenshot of the Sanag App displaying various customization settings for the Z60S headphones.

4. OPERATING INSTRUCTIONS

4.1 Wearing the Headphones

The Sanag Z60S features an open-ear clip design for comfort and situational awareness:

1. Gently clip each earbud onto your earlobe, ensuring the speaker portion is positioned near your ear canal without entering it.
2. Adjust for a secure and comfortable fit. The ergonomic golden three-point structure disperses ear pressure.

Open-Ear Clip Design

While enjoying music, keenly perceive the surrounding environment



Image: A person wearing the Sanag Z60S headphones, highlighting the comfortable and secure open-ear clip design.

4.2 Touch Controls

The headphones feature intuitive touch controls. Specific functions can be customized via the Sanag App.

Action	Function (Default)
Double Click (Left/Right)	Play/Pause
Triple Click (Left)	Previous Song
Triple Click (Right)	Next Song
Long Press (Left)	Volume -
Long Press (Right)	Volume +
Single Tap (Incoming Call)	Answer/End Call
Long Press (Incoming Call)	Reject Call

4.3 Sound Features

The Sanag Z60S incorporates advanced audio technologies:

- **360° Panoramic Sound:** Experience immersive audio with panoramic virtual mixing technology, creating a surround sound field.
- **12mm Composite Double Magnetic Film:** Equipped with 12mm dynamic drivers for powerful and clear audio output.
- **AI Noise Clear Calls:** An AI noise separation algorithm isolates speech from background noise, ensuring crystal-clear communication even in noisy environments.
- **Flash Link 7.0 Technology:** Utilizes patented Bluetooth 5.4 chip for stable transmission without interference.



Image: Detailed view of the 12mm composite double magnetic film, highlighting the audio driver technology.

Good at blocking sound leaks!

High Volume Without Sound Leakage

Millisecond level reverse sound waves block sound leakage



Image: A visual representation of the millisecond-level reverse sound waves blocking sound leakage, ensuring privacy and audio quality.



Image: A person holding the Sanag Z60S charging case, with text indicating the AI Noise Reduction Algorithm for clear communication.

5. BATTERY AND CHARGING

The Sanag Z60S offers extended battery life for prolonged listening:

- **Single Charge Playback:** Up to 7 hours of continuous playback.
- **Total Playtime with Charging Case:** Up to 50 hours.
- **Charging Time:** Approximately 1.5 hours for a full charge of the headphones and case.

Note: Battery life may vary based on volume levels and usage conditions.

50H Long Battery Life



7h

Playback on a
single charge



50h

Playtime with
charging case



Image: The Sanag Z60S headphones and their charging case, emphasizing the impressive 50-hour total battery life.

6. WATER RESISTANCE

The Sanag Z60S headphones are designed to withstand various moisture conditions:

- **IPX4 Waterproof Rating:** This rating indicates protection against splashing water from any direction.
- The headphones can handle sweat, splashes, and light rain, making them suitable for workouts and outdoor activities.

Note: The IPX4 rating does not mean the headphones are suitable for submersion in water. Avoid swimming or showering with the headphones.

IPX4 Waterproof

Anti-splash, anti-sweat, anti-light rain



Image: Sanag Z60S headphones shown with water droplets, illustrating their IPX4 waterproof capability against splashes and sweat.

7. MAINTENANCE

To ensure the longevity and optimal performance of your headphones:

- Regularly clean the earbuds and charging case with a soft, dry cloth.
- Avoid using abrasive cleaners or solvents.
- Store the headphones in their charging case when not in use to protect them from dust and damage.
- Keep the charging port free of debris.

8. TROUBLESHOOTING

If you encounter issues with your Sanag Z60S headphones, try the following solutions:

- **No Sound:** Ensure headphones are charged and properly paired. Check device volume.
- **Pairing Issues:** Make sure Bluetooth is enabled on your device. Place headphones back in the case, close, then reopen to re-enter pairing mode. Forget the device in your phone's Bluetooth settings and try pairing again.
- **Charging Problems:** Verify the charging cable is securely connected to both the case and power

source. Ensure the charging contacts on the earbuds and inside the case are clean.







- **Unstable Connection:** Ensure your device is within the Bluetooth range (typically 10 meters/33 feet) and there are no major obstructions.
- **Touch Controls Unresponsive:** Ensure your fingers are clean and dry. Try restarting the headphones by placing them in the case and taking them out again.

9. SPECIFICATIONS

Feature	Specification
Model Name	sanag Z60S
Connectivity Technology	Bluetooth 5.4
Ear Placement	Open Ear
Form Factor	Open Ear
Audio Driver Size	12 Millimeters
Battery Life (Single Charge)	7 Hours
Total Playtime (with Case)	50 Hours
Charging Time	1.5 Hours
Water Resistance Level	IPX4 Waterproof
Control Type	Touch Control
Item Weight (Earbuds)	5.1g (per earbud)
Item Weight (Total)	1.52 ounces (approx. 43 grams)
Product Dimensions	2.56 x 1.22 x 1.99 inches
Material	Plastic, Skin-friendly Silicone
Noise Control Features	AI Noise Cancellation

10. WARRANTY AND SUPPORT

For warranty information, technical support, or any inquiries regarding your Sanag Z60S headphones, please refer to the official Sanag website or contact their customer service directly. Keep your purchase receipt for warranty claims.

 <p>B51S Pro/B51S Pro Max 使用指南 Operating guide</p>	<p>Sanag B51S Pro/B51S Pro Max Bone Conduction Bluetooth Headphones Operating Guide</p> <p>This operating guide provides detailed instructions for the Sanag B51S Pro and B51S Pro Max bone conduction Bluetooth headphones. Learn about key features, charging, Bluetooth pairing, button operations, safety precautions, and technical specifications for optimal use.</p>
	<p>sanag S2 Pro / S2 Pro AI Bluetooth Headset User Guide and Specifications</p> <p>Comprehensive user guide for the sanag S2 Pro and S2 Pro AI Bluetooth headsets. Learn about product features, pairing, app connection, specifications, and important safety information.</p>
	<p>sanag B22S Bone Conduction Bluetooth Headset User Manual</p> <p>User manual for the sanag B22S bone conduction sports Bluetooth headset, detailing features, operation, charging, pairing, specifications, and FCC compliance.</p>
	<p>Sanag DWT-B100-T Bluetooth Headset User Manual and FCC Statement</p> <p>Comprehensive guide for the Sanag DWT-B100-T Bluetooth headset, covering wearing instructions, operation, app features, charging, precautions, and FCC compliance.</p>
	<p>Sanag Z36S Pro True Wireless Stereo Earbuds User Guide</p> <p>Comprehensive user guide for the Sanag Z36S Pro True Wireless Stereo earbuds, covering pairing, operation, specifications, and important safety information.</p>
	<p>sanag C16S True Wireless Stereo Bluetooth Earphones User Guide</p> <p>Comprehensive user guide for the sanag C16S True Wireless Stereo Bluetooth Earphones, detailing product features, operation instructions, technical specifications, and FCC compliance information.</p>