

Ranein RH8K-LPG

Ranein GEN II Propane Gas Tankless Water Heater

Model: RH8K-LPG (3.6 GPM, 80,000 BTU, Indoor Propane)

1. INTRODUCTION

This manual provides essential information for the safe and efficient operation, installation, and maintenance of your Ranein GEN II Propane Gas Tankless Water Heater, Model RH8K-LPG. This indoor unit is designed to provide on-demand hot water with a maximum flow rate of 3.6 Gallons Per Minute (GPM) and an 80,000 BTU heating capacity. Key features include:

- **Continuous Hot Water:** Delivers up to 3.6 GPM, suitable for 2-3 simultaneous hot water outlets (e.g., shower, kitchen sink, bar).
- **Stable Temperature Control:** Advanced technology ensures consistent water temperature without sudden fluctuations.
- **Energy Efficiency:** Heats water only when needed, reducing standby energy waste compared to traditional tank heaters.
- **Compact Design:** Wall-mounted unit saves valuable floor space, ideal for smaller homes or renovations.
- **Preset Modes:** Features four specialized one-click modes for specific needs: Dish (100°F), Fruit (95°F), Infant (104°F), and Elderly (107°F).
- **Included Vent Pipe:** Comes with an exhaust pipe, eliminating the need for a separate purchase.
- **Durable Construction:** Utilizes an oxygen-free copper tank for reduced heat loss and enhanced energy efficiency.

2. IMPORTANT SAFETY INFORMATION

WARNING: Improper installation, adjustment, alteration, service, or maintenance can cause property damage, injury, or death. Read the installation, operating, and maintenance instructions thoroughly before installing or servicing this equipment.

Professional Installation: This appliance MUST be installed by licensed professionals in accordance with all local building and plumbing codes. Installation is NOT recommended for areas above 2,000 feet elevation.

Safety Features: The Ranein GEN II water heater incorporates an 8-layer all-around protection system for user safety, including:

- Flame Out Protection
- Overheating Protection

- Dry Burning Protection
- Over Temperature Protection
- Timeout Protection
- Pipe Blockage Protection
- High Temperature Lock Protection
- Excessive Air Pressure Protection

3. PACKAGE CONTENTS

Verify that all components are present before beginning installation:

- Ranein Tankless Water Heater (Model RH8K-LPG) x1
- Vent Pipe x1
- Assembly Kit x1
- User Manual x1

4. SPECIFICATIONS

Compact Size Powerful Performance

Power

80,000 BTU

Flow

2.0- 4.6 GPM

Supply

110- 120 Volts (AC)

Minimum water flow

0.7 GPM

Water Pressure Range

14- 150 PSI



Image: Ranein Tankless Water Heater with key specifications and dimensions.

Specification	Value
Brand	Ranein
Model Number	RH8K-LPG
Product Dimensions	19.08"W x 7.66"H
Special Feature	LED Display
Color	Gray
Voltage	120 Volts (AC)
Maximum Temperature	104 Degrees Fahrenheit (Preset Infant Mode)
Style	Propane
Mounting Type	Wall

Specification	Value
Item Weight	23.1 pounds
Flow Rate	Max 3.6 GPM
BTU Rating	80,000 BTU



A sleek, silver Ranein tankless water heater is shown against a dark, starry background. The unit has a digital display at the bottom showing '108.7' and several control buttons. The Ranein logo is visible on the upper part of the unit.

Gas Water Heater Selection Guide

Match BTU & GPM to your needs

3.1GPM	68,000BTU 1-2outlet points
3.6GPM	80,000BTU 2-3outlet points
4.3GPM	100,000BTU 3-4outlet points
5.4GPM	130,000BTU 3-5outlet points
7.5GPM	170,000BTU 4-5outlet points
8.5GPM	190,000BTU 4-6outlet points

Image: Gas Water Heater Selection Guide, illustrating different GPM and BTU options for various outlet points. The 3.6 GPM, 80,000 BTU model is highlighted for 2-3 outlet points.

5. INSTALLATION

Installation of the Ranein tankless water heater requires adherence to all local building, plumbing, and gas codes. It is mandatory that installation be performed by a licensed professional.

General Installation Steps:

- 1. Location Selection:** Choose an indoor location that is protected from freezing temperatures and has adequate ventilation. Ensure the location allows for proper venting of exhaust gases.

2. **Mounting:** Use the provided template to mark and drill mounting holes. Securely mount the water heater to a sturdy wall surface.
3. **Vent Pipe Connection:** Connect the included vent pipe to the top exhaust port of the unit. Ensure all connections are sealed properly to prevent gas leaks.
4. **Water Connections:** Connect the cold water inlet (blue) and hot water outlet (red) to your home's plumbing system using standard 1/2" NPT fittings.
5. **Gas Connection:** Connect the propane gas supply to the gas inlet (yellow) using appropriate gas lines and fittings. Ensure all gas connections are leak-tested.
6. **Electrical Connection:** Plug the unit into a standard 120V AC electrical outlet. No special wiring is typically required.
7. **System Flush:** Before initial use, flush the system to remove any debris.

Your browser does not support the video tag.

Video: An overview of the Ranein Gas Tankless Water Heater (80,000 BTU) highlighting its features and ease of installation. This video demonstrates the product's design and basic setup components.

6. OPERATING INSTRUCTIONS

The Ranein tankless water heater features an intuitive LED display and touch control panel for easy operation.

Smart Mode



Washing Dishes



Washing Vegetables



Infant Mode



Elderly Mode

Image: Close-up view of the LED display and touch control panel, showing temperature settings and mode icons.

Basic Operation:

1. **Power On/Off:** Press the power button on the LED display to turn the unit on or off.
2. **Temperature Adjustment:** Use the up and down arrows on the control panel to set your desired water temperature. The LED display will show the current temperature setting.
3. **Water Flow:** The unit will automatically activate and begin heating water when a hot water tap is opened.

Smart Modes:

Utilize the one-click specialized modes for optimized temperature settings:

LED Display Temperature Control Panel



Image: Visual representation of the four Smart Modes: Dish (100°F), Fruit (95°F), Infant (104°F), and Elderly (107°F).

- **Dish Mode (100°F):** Ideal for washing dishes.
- **Fruit Mode (95°F):** Suitable for washing fruits and vegetables.
- **Infant Mode (104°F):** Provides a safe and comfortable temperature for infant bathing.
- **Elderly Mode (107°F):** Offers a warm and gentle temperature for elderly users.

7. MAINTENANCE

Regular maintenance ensures the longevity and efficient performance of your tankless water heater.

- **Annual Flushing:** It is recommended to flush the water heater annually to remove mineral buildup. This helps maintain efficiency and prevent damage. Consider installing maintenance valves to simplify this process.
- **Filter Cleaning:** Periodically check and clean the inlet water filter to ensure optimal water flow.
- **Vent Pipe Inspection:** Regularly inspect the vent pipe for any obstructions or damage.
- **Exterior Cleaning:** Clean the exterior of the unit with a soft, damp cloth. Do not use abrasive cleaners.

8. TROUBLESHOOTING

This section provides solutions to common issues. For complex problems, contact a licensed professional or Ranein customer support.







Problem	Possible Cause	Solution
No hot water or inconsistent temperature	Low water pressure, clogged filter, gas supply issue, error code displayed.	Check water pressure. Clean the inlet water filter. Verify gas supply. Refer to the manual for specific error code meanings.
Unit displays an error code (e.g., Error 8)	Specific system malfunction.	Consult the detailed troubleshooting section in the full user manual for the specific error code. Power cycling the unit (turning off and on) may resolve temporary issues.
Water not getting hot enough	Incorrect temperature setting, high flow rate exceeding unit capacity, mineral buildup.	Adjust temperature setting. Reduce water flow if necessary. Perform annual flushing to remove mineral buildup.

9. WARRANTY AND SUPPORT

Ranein provides a **2-year free service warranty** for this product, covering manufacturing defects and ensuring reliable operation. This warranty is in addition to the 8 types of security protection built into the unit. For any questions, technical assistance, or warranty claims, please contact Ranein customer support. Refer to the contact information provided in your included user manual or visit the official Ranein website.



Image: Ranein customer support team, emphasizing 24/7 availability for assistance.

	<p>Ranein 12L Propane Tankless Water Heater Installation Manual</p> <p>Installation manual for the Ranein 12L propane gas tankless water heater, providing up to 3.18 GPM and 68,000 BTU for on-demand hot water.</p>
	<p>Ranein Tankless Gas Water Heater Installation and Use Manual</p> <p>Comprehensive manual for Ranein RH8K-NG and RH8K-LPG tankless gas water heaters, covering installation, operation, safety precautions, maintenance, and troubleshooting.</p>
	<p>RANEIN Tankless Water Heater User Guide</p> <p>This guide provides instructions for operating the RANEIN Natural Gas Tankless Water Heater, covering features like instantaneous flow query, cumulative flow query, four seasons temperature function, kitchen function, bathtub function, and high-temperature lock function.</p>
	<p>Ranein RA65L RV Tankless Water Heater: Installation, Operation, and Safety Manual</p> <p>Comprehensive guide for the Ranein RA65L RV Tankless Water Heater, covering installation, operation, safety precautions, maintenance, and troubleshooting. Essential information for RV owners.</p>
	<p>Ranein Residential Indoor Tankless Gas Water Heater Installation and Use Manual</p> <p>This manual provides comprehensive instructions for the installation, operation, and maintenance of the Ranein Residential Indoor Tankless Gas Water Heater, models RH10K-NG and RH10K-LPG. It includes detailed safety warnings, operating procedures, troubleshooting tips, and warranty information to ensure safe and efficient use.</p>
	<p>Ranein Tankless Electric Water Heaters: Installation and Use Manual</p> <p>Comprehensive guide for Ranein RE18K and RE27K tankless electric water heaters, covering safety, installation, operation, maintenance, and troubleshooting.</p>