

Manuals+

[Q & A](#) | [Deep Search](#) | [Upload](#)

manuals.plus /

› [HONOR](#) /

› [HONOR Choice Watch 2i User Manual](#)

HONOR Choice Watch 2i

HONOR Choice Watch 2i User Manual

This manual provides detailed instructions for setting up, operating, maintaining, and troubleshooting your HONOR Choice Watch 2i. Please read thoroughly before use.

1. SETUP

1.1 Unboxing

Carefully unpack your HONOR Choice Watch 2i. The package should contain the following items:

- HONOR Choice Watch 2i
- Charging Cable
- User Manual (this document)

1.2 Charging the Watch

Before initial use, fully charge your HONOR Choice Watch 2i. Connect the magnetic charging cable to the charging contacts on the back of the watch and plug the USB end into a power adapter (not included) or a computer's USB port. The watch features a 330mAh battery, providing up to 14 days of typical usage on a single charge.

One Time Charges Two-Week Usage

Features a 330mAh high-capacity battery,
supports power-saving mode as well.

With comprehensive software and hardware optimization, it achieves
an impressive two-week battery life on a single charge
Eliminating the worry of battery life for smartwatches.



Image: The HONOR Choice Watch 2i connected to its magnetic charger, illustrating its two-week battery life capability.

1.3 Power On/Off

- **Power On:** Press and hold the side button until the HONOR logo appears.
- **Power Off:** Press and hold the side button, then select 'Power Off' from the options on the screen.

1.4 App Installation and Pairing

To unlock the full functionality of your HONOR Choice Watch 2i, download and install the HONOR Health App on your smartphone.

1. Scan the QR code in the quick start guide or search for "HONOR Health" in your smartphone's app store (compatible with Android and iOS).
2. Open the HONOR Health App and create an account or log in.
3. Ensure Bluetooth is enabled on your smartphone.
4. In the app, navigate to 'Devices' and select 'Add Device'.
5. Select your HONOR Choice Watch 2i from the list of available devices.
6. Follow the on-screen prompts on both your phone and watch to complete the pairing process.

HONOR Health APP

Streamlined Data Recording and Analysis

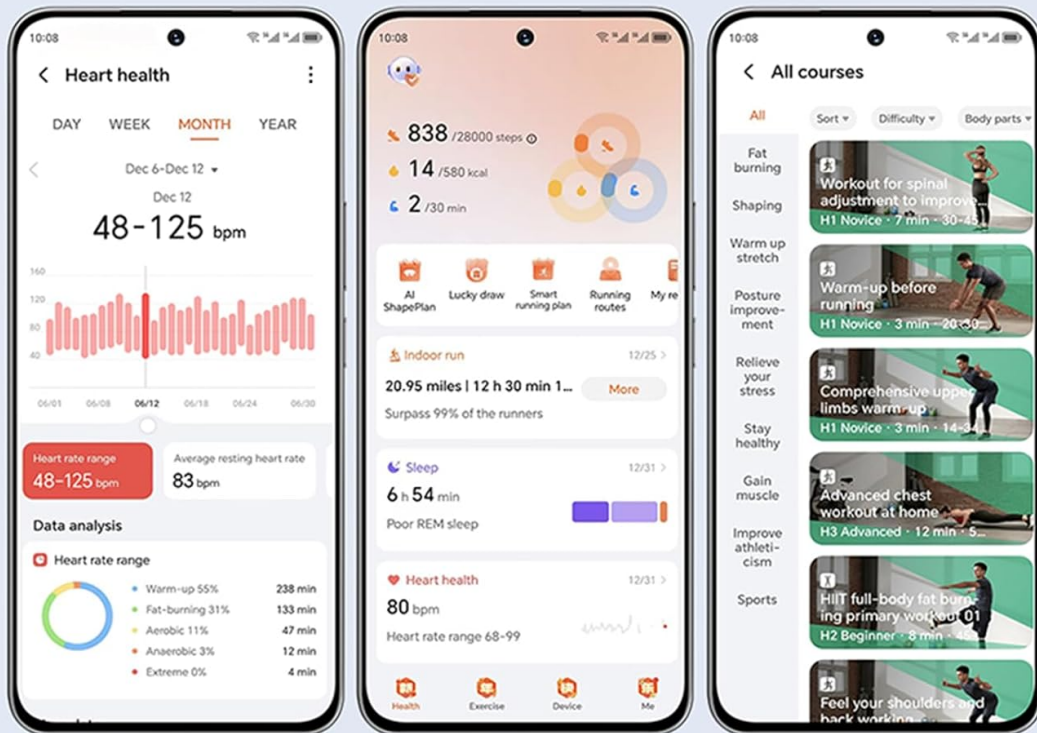


Image: The HONOR Health App interface, demonstrating streamlined data recording and analysis for health and fitness tracking.

2. OPERATING THE WATCH

2.1 Display and Navigation

The HONOR Choice Watch 2i features a 1.85-inch high-resolution AMOLED screen, offering vibrant colors and sharp contrast. Navigate the watch using touch gestures and the physical buttons.

- **Swipe Up/Down:** Scroll through notifications or quick settings.
- **Swipe Left/Right:** Access widgets like heart rate, weather, or activity summaries.
- **Tap:** Select an item or open an application.
- **Side Button:** Press to return to the home screen or open the app list. Press and hold for power options.
- **Crown:** Rotate the independent crown for scrolling through menus or adjusting settings.

Top Features

1.85-Inch AMOLED Screen

2.5D Screen Glass
Delicate and Versatile



Bluetooth Call on Watch

Quick Answering
and Easy Dialing



All-Day Health Monitoring

Real-Time Care for
Your Health



Quick-Release Strap

Click to Change



14-Day Long Battery Life

A Single Charge
Up to 14 Days
of Battery Life



HONOR Health APP

All-in-One
Tracking and
Analysis

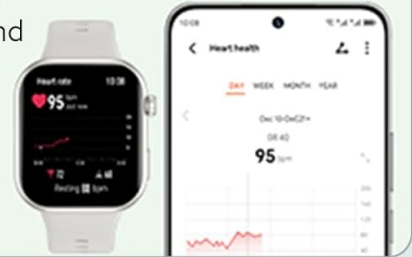


Image: An overview of the HONOR Choice Watch 2i's top features, highlighting its 1.85-inch AMOLED screen and Bluetooth calling capabilities.

**Metallic Texture
Middle Frame**

**Independent
Crown & Buttons**



Just a “Click” New Strap New Style



Image: Details of the watch's metallic texture middle frame, independent crown, and buttons, illustrating the ease of changing straps.

2.2 Bluetooth Calling

The watch allows you to make and answer calls directly from your wrist when connected to your smartphone via Bluetooth. You can manage frequent contacts through the HONOR Health App for seamless communication.

- **Answering Calls:** When a call comes in, tap the green answer icon on the watch screen.
- **Making Calls:** Access the dialer or contacts list on your watch to initiate a call.
- **Quick Message Reply:** If you cannot answer a call, use the quick message reply feature to send a pre-set text message directly from the watch.



Bluetooth Call Quick Answering and Easy Dialing



Quick Message Reply

Can't answer the call?
One-tap quick reply
Easy and convenient without
misunderstandings



Initiate the Call, Stay Connected

A simple tap to call and stay connected with family and friends anytime

Image: The watch's Bluetooth call interface and quick message reply options for convenient communication.

2.3 Health Monitoring

The HONOR Choice Watch 2i provides 24/7 health monitoring, tracking various metrics to help you understand your well-being.

- **Heart Rate:** Continuously monitors your heart rate. Alerts can be set for abnormal readings.
- **SpO2:** Measures blood oxygen saturation levels.
- **Sleep Quality:** Tracks sleep stages (deep, light, REM) and provides detailed analysis in the app.
- **Stress Levels:** Monitors stress throughout the day and offers breathing exercises to help manage it.
- **Menstrual Cycle Tracking:** Helps track and predict menstrual cycles.



All-Day Health Monitoring Always with You Always Care



Heart Rate



Blood Oxygen



Stress Levels

One-Tap Health Check Clear and Instant Results



Sleep Log Sweet Dreams With the Watch

Image: The watch's health monitoring features, including heart rate, SpO2, and sleep tracking, providing comprehensive health insights.

2.4 Training Modes

The watch supports over 109 exercise modes. For outdoor activities, it can synchronize with your smartphone's GPS for route mapping and performance tracking.

- **Starting a Workout:** Navigate to the 'Workout' app on your watch, select your desired activity, and tap 'Start'.
- **Tracking Data:** During workouts, the watch displays real-time data such as duration, distance, calories burned, and heart rate.
- **GPS Tracking:** For outdoor activities, ensure your phone's GPS is active and connected to the watch for accurate route mapping.

109-Types of Sports Logs Workout Together Never Alone




Image: The HONOR Choice Watch 2i tracking a cycling workout, showcasing its support for over 109 types of sports activities.

3. MAINTENANCE

3.1 Cleaning the Watch

To maintain the appearance and functionality of your watch:

- Wipe the watch screen and body with a soft, lint-free cloth.
- If necessary, dampen the cloth slightly with water. Avoid using harsh chemicals, abrasive cleaners, or solvents.
- Clean the charging contacts regularly to ensure proper charging.

3.2 Water Resistance

The HONOR Choice Watch 2i has an IP68 water resistance rating, meaning it is protected against dust ingress and can withstand immersion in water up to 1.5 meters for 30 minutes. It is suitable for daily use, such as hand washing or light rain. However, it is not recommended for diving, hot showers, saunas, or high-speed water sports.

3.3 Battery Care

To prolong the battery life of your watch:

- Avoid exposing the watch to extreme temperatures.
- Charge the watch regularly, but avoid leaving it fully charged or fully depleted for extended periods.
- Disable unnecessary features like always-on display or continuous heart rate monitoring if not needed.

4. TROUBLESHOOTING

If you encounter issues with your HONOR Choice Watch 2i, refer to the following common solutions:

Problem	Possible Solution
Watch does not power on	Ensure the watch is fully charged. Press and hold the side button for at least 10 seconds to force a restart.
Unable to pair with smartphone	Ensure Bluetooth is enabled on your phone. Restart both the watch and phone. Try unpairing and re-pairing through the HONOR Health App.
Inaccurate health readings	Ensure the watch is worn snugly on your wrist, not too tight or too loose. Clean the sensor on the back of the watch. Update the watch firmware via the app.
Short battery life	Check for excessive background app usage. Disable features like always-on display or continuous SpO2 monitoring if not essential. Reduce screen brightness.
Notifications not received	Ensure the watch is connected to your phone. Check notification permissions in the HONOR Health App and your phone's settings. Disable 'Do Not Disturb' mode on both devices.

5. SPECIFICATIONS

Below are the technical specifications for the HONOR Choice Watch 2i:

Feature	Specification
Brand	HONOR
Model Name	HONOR Choice Watch 2i
Operating System	Lite OS
Screen Size	1.85 Inches
Display Type	AMOLED
Resolution	390 x 390 Pixels
Connectivity Technology	Bluetooth

Feature	Specification
Battery Capacity	330 Milliamp Hours
Typical Battery Life	Up to 14 Days
Water Resistance Level	IP68 (Waterproof)
Item Weight	0.1 Kilograms
GPS Geotagging Functionality	GPS Via Smartphone
Health Monitoring	Heart Rate, SpO2, Sleep, Stress, Menstrual Cycle
Training Modes	109+ Modes

6. WARRANTY INFORMATION

The HONOR Choice Watch 2i comes with a 1-year seller warranty. This warranty covers manufacturing defects and malfunctions under normal use. It does not cover damage caused by misuse, accidents, unauthorized modifications, or normal wear and tear. Please retain your proof of purchase for warranty claims.

7. SUPPORT

For further assistance, technical support, or detailed product information, please visit the official HONOR website or contact HONOR customer service. You can typically find contact details on the HONOR website or within the HONOR Health App.

Online Resources:

- Official HONOR Website: www.hihonor.com
- HONOR Health App (available on App Store and Google Play Store)