

RadioShack 3304451

RadioShack Wireless Gaming Earbuds

MODEL: 3304451

Introduction

Thank you for choosing the RadioShack Wireless Gaming Earbuds. This manual provides essential information for the proper setup, operation, and maintenance of your new earbuds. Please read this guide thoroughly before use to ensure optimal performance and longevity of the product.

Safety Information


Observe the following safety precautions to prevent damage to the device or injury to yourself:

- Do not expose the earbuds or charging case to extreme temperatures, direct sunlight, or high humidity.
- Avoid dropping or subjecting the device to strong impacts.
- Do not attempt to disassemble, repair, or modify the device. This will void the warranty.
- Keep the device away from water and other liquids.
- Use only the provided charging cable or a certified USB Type-C cable for charging.
- Prolonged listening at high volume levels may cause hearing damage. Adjust volume to a safe level.

Package Contents

Verify that all items are present in the package:

- 1x Wireless Gaming Earbuds
- 1x Type-C Cable
- 1x User Manual



**Low latency gaming mode reduces input lag
for smoother, real-time audio.**

Image showing the contents of the box: wireless gaming earbuds, Type-C cable, and user manual.

Product Overview

Familiarize yourself with the components of your RadioShack Wireless Gaming Earbuds and charging case.



The RadioShack Wireless Gaming Earbuds resting in their open charging case, showcasing their design.



The earbuds illuminated with blue LED lights inside the open charging case, indicating power or charging status.

The charging case features a dynamic LED lighting system that provides visual feedback on its status. The earbuds are designed for an ergonomic fit and include dual environmental noise-canceling microphones for clear communication.

Charging

Before first use, fully charge the earbuds and the charging case.

1. Place the earbuds into the charging case. Ensure they are correctly seated.
2. Connect the USB Type-C cable to the charging port on the case and the other end to a USB power source (e.g., computer, wall adapter).
3. The LED indicators on the case will show the charging status.
4. Earbuds typically charge in approximately 40 minutes. The charging case charges in about 90 minutes.
5. Once fully charged, disconnect the charging cable.

A fully charged case provides multiple charges for the earbuds, extending their usage time.

Setup: Pairing with a Device

Follow these steps to pair your RadioShack Wireless Gaming Earbuds with your Bluetooth-enabled device:

1. **Charge Earbuds:** Ensure the earbuds are sufficiently charged.
2. **Activate Pairing Mode:** Open the charging case. The earbuds will automatically enter pairing mode, indicated by flashing LED lights.
3. **Enable Bluetooth:** On your device (smartphone, tablet, gaming console, computer), go to the Bluetooth settings and enable Bluetooth.
4. **Select Earbuds:** In the list of available Bluetooth devices, select "RadioShack Earbuds" (or similar name).
5. **Confirm Connection:** Once connected, the earbuds' LED indicators will stop flashing or show a steady light, and your device will confirm the connection.
6. **Reconnect:** After initial pairing, the earbuds will automatically connect to the last paired device when removed from the case and Bluetooth is enabled on the device.

These earbuds utilize Bluetooth 5.3 technology for a stable and efficient wireless connection up to 10 meters.

Operating Instructions

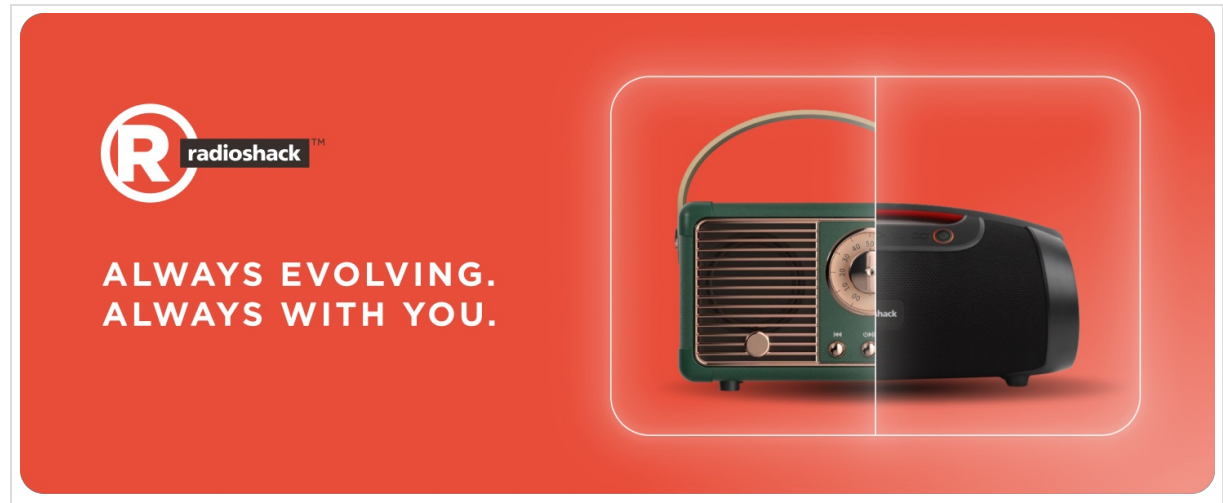
Touch Controls

The earbuds feature touch-sensitive controls for various functions:

Action	Function
Single Tap (Left/Right)	Play/Pause Music, Answer/End Call
Double Tap (Right)	Next Track
Double Tap (Left)	Previous Track
Triple Tap (Right)	Volume Up
Triple Tap (Left)	Volume Down
Long Press (2 seconds)	Activate Voice Assistant, Reject Call
Long Press (3 seconds)	Toggle Gaming Mode

Gaming Mode

The earbuds feature a dedicated low-latency gaming mode to reduce audio delay, providing real-time responsiveness crucial for gaming. To activate or deactivate gaming mode, perform a 3-second long press on either earbud. You may hear an audio prompt indicating the mode change.



A person playing a mobile game with the RadioShack Wireless Gaming Earbuds, illustrating the benefit of low latency gaming mode for synchronized audio and visuals.

Environmental Noise Canceling (ENC) Microphones

The dual ENC microphones are designed to enhance vocal clarity during calls and in-game communication by reducing ambient noise. This feature is active automatically during calls or when using the microphone.

Maintenance

Proper care ensures the longevity and performance of your earbuds:

- **Cleaning:** Use a soft, dry, lint-free cloth to clean the earbuds and charging case. Do not use abrasive cleaners, alcohol, or chemical solvents.
- **Storage:** When not in use, store the earbuds in their charging case to protect them from dust and damage. Store in a cool, dry place.
- **Avoid Moisture:** Do not expose the earbuds or case to water or excessive moisture.

Troubleshooting

If you encounter issues, refer to the following table for common problems and solutions:

Problem	Solution
Earbuds do not turn on.	Ensure earbuds are charged. Place them in the charging case and connect the case to power.
Earbuds do not pair with device.	Make sure Bluetooth is enabled on your device. Ensure earbuds are in pairing mode (open case). Forget the device in your Bluetooth settings and try pairing again.
No sound or low volume.	Check device volume and earbud volume. Ensure earbuds are properly connected. Try reconnecting.
Intermittent connection.	Ensure you are within the 10-meter Bluetooth range. Avoid obstacles between the earbuds and your device. Reduce interference from other wireless devices.

Problem	Solution
Microphone not working.	Ensure the earbuds are selected as the audio input device in your device's settings. Check for any obstructions on the microphone.


Specifications






Feature	Detail
Model Name	3304451
Connectivity Technology	Bluetooth
Wireless Communication Technology	Bluetooth
Bluetooth Version	5.3
Bluetooth Range	10 Meters (32 feet)
Battery Life (Earbuds)	Up to 22.5 Hours (with charging case)
Earbuds Charging Time	Approx. 40 minutes
Case Charging Time	Approx. 90 minutes
Charging Port	USB Type-C
Noise Control Features	Environmental Noise Cancellation (ENC)
Earpiece Shape	In Ear
Material	Plastic
Item Weight	3.84 ounces
Compatible Devices	Mobile Devices, Gaming Consoles, Computers, Tablets, Telephones

Warranty and Support

RadioShack products are designed for reliability and performance. For warranty information, technical support, or service inquiries, please refer to the warranty card included with your product or visit the official RadioShack website. Keep your proof of purchase for warranty claims.

Related Documents - 3304451

	<p>RadioShack 4001942 & 4001944 Dual PA Speaker User Manual</p> <p>User manual for RadioShack 4001942 and 4001944 Dual 10-inch and 15-inch 2-way PA Speakers. Includes specifications, packing contents, amplifier control panel details, MP3 player functions, remote control guide, Bluetooth pairing, and important safety/FCC information.</p>
---	--

	<p>RadioShack TCR-200 Telephone Cassette Recorder Owner's Manual</p> <p>Comprehensive user guide for the RadioShack TCR-200 Telephone Cassette Recorder. Learn about its features, installation, operation, maintenance, and important legal considerations for recording phone calls.</p>
	<p>Radioshack 4001974 Retro Style Speaker User Manual</p> <p>Comprehensive user manual for the Radioshack 4001974 Retro Style Speaker. Learn about its specifications, features, front panel controls, remote operation, Bluetooth pairing, rear panel connections, and important usage guidelines.</p>
	<p>RadioShack 2607147 Wireless Keyboard User Manual</p> <p>User manual for the RadioShack 2607147 Wireless Keyboard, detailing specifications, features, and FCC compliance information.</p>
	<p>RadioShack 4001976 Soundbar Speaker User Manual</p> <p>User manual for the RadioShack 4001976 Soundbar Speaker, providing operating instructions, specifications, and connection diagrams.</p>
	<p>Radioshack Cell Phone Stand with Wireless Charger User Manual</p> <p>User manual for the Radioshack Cell Phone Stand with Wireless Charger, model 2733350. Includes instructions for use, indicator descriptions, precautions, product parameters, and FCC statement in English and Spanish.</p>