

Rapoo VT7

Rapoo VT7 Wireless Gaming Mouse Instruction Manual

Model: VT7

	Introduction	What's in the Box	Product Overview	Setup	Operating
Instructions	Charging	Software	Specifications	Troubleshooting	Warranty & Support

1. INTRODUCTION

Thank you for choosing the Rapoo VT7 Wireless Gaming Mouse. This manual provides essential information for setting up, operating, and maintaining your new gaming mouse. Designed for high performance, the VT7 offers advanced features for an optimal gaming and work experience.

2. WHAT'S IN THE BOX

- 1 x Wireless Gaming Mouse
- 1 x Type-C Cable
- 1 x USB Adapter
- 1 x Anti-Slip Sticker
- 1 x Replacement PTFE Mouse Feet



8K Faraday-shield cable



USB adapter



Anti-slip sticker



Replacement PTFE feet

**Image:** The Rapoo VT7 Wireless Gaming Mouse shown with its included accessories: a Type-C cable, USB adapter, anti-slip sticker, and replacement PTFE mouse feet.

### 3. PRODUCT OVERVIEW


The Rapoo VT7 Wireless Gaming Mouse is engineered for precision and comfort, featuring a lightweight design and advanced technology to enhance your performance.



**Image:** Two Rapoo VT7 Wireless Gaming Mice, one white and one black, highlighting their sleek design and performance focus.

## 53g Ultra- Lightweight Design

Optimized hand grip and side buttons to improve comfort and accuracy, while reducing the weight by 10%



**Image:** The white Rapoo VT7 mouse emphasizing its 53g ultra-lightweight design, optimized for comfort and accuracy.

## Ambidextrous Ergo Form

Perfectly balanced for swift, precise flicks - optimized for claw and fingertip grip styles



**Image:** A hand holding the white Rapoo VT7 mouse, illustrating its ambidextrous ergonomic form, balanced for swift and precise movements.

# 100-Million Omron Mechanical Switch

Best-in-class crisp mechanical click feeling and durability



**Image:** A detailed view of the Rapoo VT7 mouse's mechanical switch, highlighting its 100-million click lifespan for crisp feedback and durability.

# True 8K Wireless Polling Rate

Enjoy top-tier native 8000Hz polling rate, no software algorithm or extra wireless dongle required



**Image:** The white Rapoo VT7 mouse showcasing its true 8K wireless polling rate capability, offering top-tier responsiveness without extra dongles.

# Up To 750 Hours Battery Life

Adapts Nordic nRF54L15 MCU, featuring ultra-low-power wireless, lasts up to 750hr at 1000Hz



**Image:** The white Rapoo VT7 mouse highlighting its impressive battery life of up to 750 hours, enabled by ultra-low-power wireless technology.

## 4. SETUP

---

### 4.1. Wireless Connection (2.4GHz)

1. Locate the USB adapter inside the mouse's bottom compartment.
2. Plug the USB adapter into an available USB port on your computer.
3. Turn on the mouse using the power switch on the bottom.
4. Your computer should automatically detect and install the necessary drivers.

### 4.2. Wired Connection

1. Connect the Type-C cable to the mouse's front port.
2. Connect the other end of the Type-C cable to an available USB port on your computer.
3. The mouse will function immediately in wired mode and will also charge.

## 5. OPERATING INSTRUCTIONS

---

### 5.1. DPI Adjustment

The Rapoo VT7 features 26K independent X/Y DPI for precise tracking. Use the DPI +/- buttons on the mouse to switch between sensitivity levels on-the-fly. You can customize these settings further using the A Hub software.

### 5.2. Programmable Buttons

The mouse is equipped with 10 programmable buttons. These buttons can be customized for macros or specific functions using the A Hub software. Settings can be saved to the onboard memory for use across different devices.

### 5.3. Polling Rate

Experience a true 8000Hz wireless polling rate for minimal lag and fast reactions, ideal for competitive gaming environments.

## 6. CHARGING

---

The Rapoo VT7 is equipped with a long-lasting internal rechargeable battery. To charge the mouse:

1. Connect the provided Type-C cable to the mouse's charging port.
2. Plug the other end of the cable into a USB power source (e.g., computer USB port, USB wall adapter).
3. The mouse supports wireless charging (P5 Wireless Charging Dock sold separately).

A full charge can provide up to 750 hours of battery life at 1000Hz, thanks to the integrated Nordic nRF54L15 MCU for ultra-low-power wireless technology.



**Image:** The white Rapoo VT7 mouse resting on a wireless charging dock, demonstrating its wireless charging compatibility.

## 7. A HUB SOFTWARE

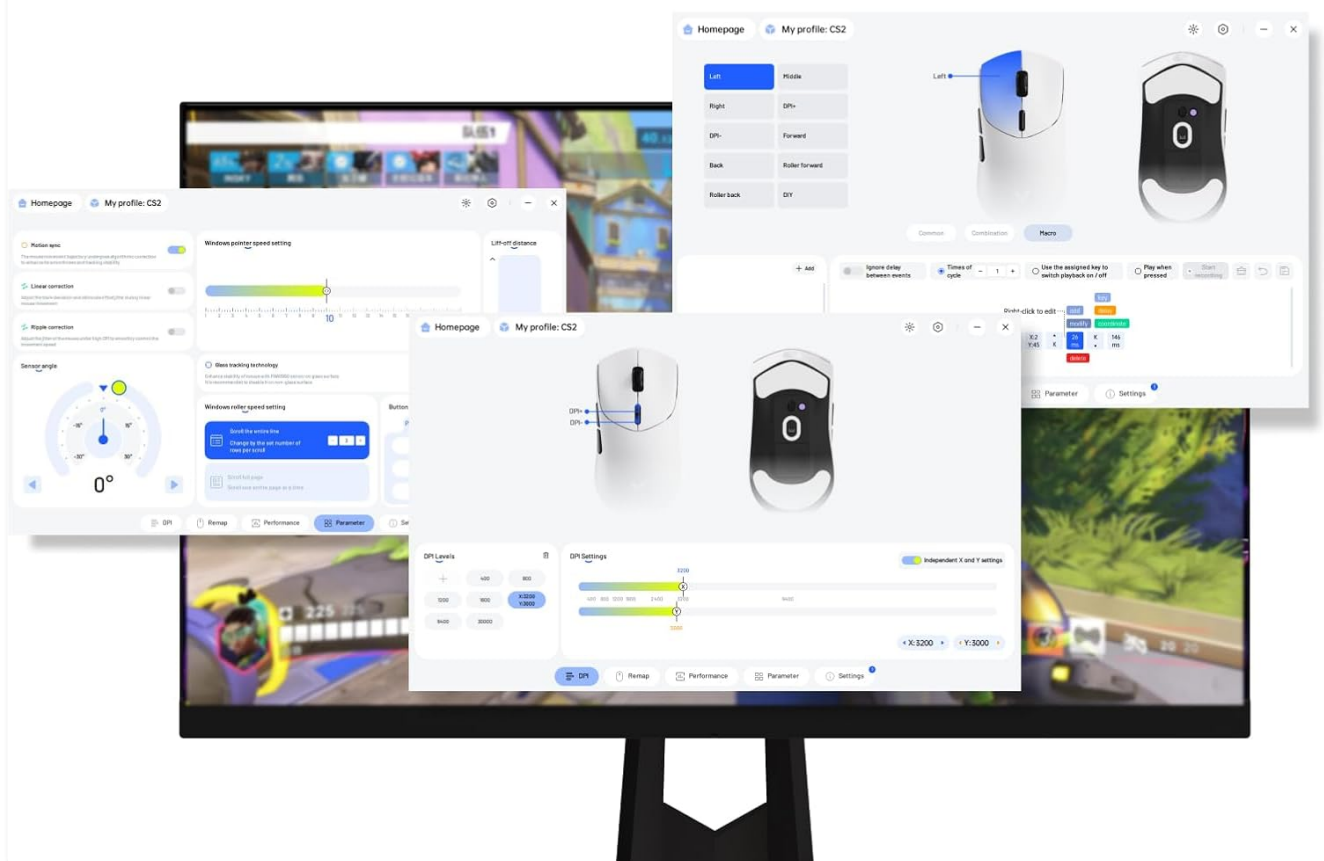
---

Rapoo provides the "A Hub" driver software for Windows and Mac OS users to unlock the full potential of the VT7 mouse. This software allows you to:

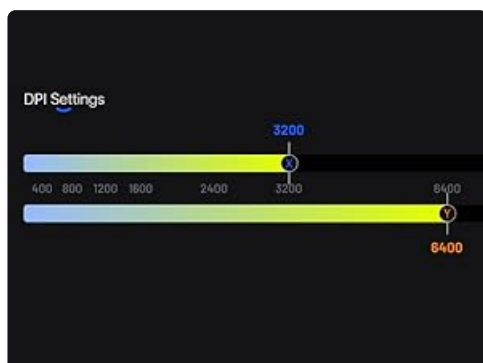
- Customize programmable buttons and macros.
- Adjust DPI settings, including independent X/Y-axis DPI.
- Manage mouse rotation adjustments.
- Utilize onboard memory to save profiles for seamless use across different devices and operating systems.

# A Hub For Windows & Mac OS

Advanced software features take your precision to the next level, with onboard memory to play across devices and OS



**Image:** Multiple screenshots of the Rapoo A Hub software interface, showing options for button programming, DPI settings, and other advanced customizations.



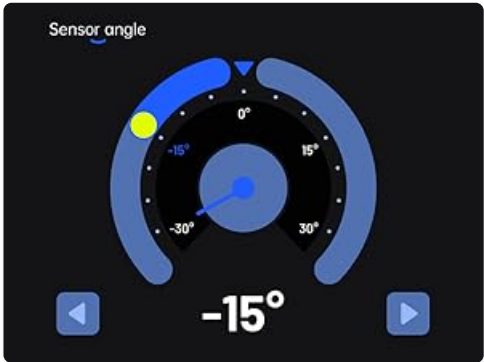
**Image:** A screenshot from the A Hub software displaying the



DPI settings interface with adjustable X and Y axis sliders.



**Image:** A screenshot from the A Hub software illustrating the key programming interface, allowing users to assign functions and macros to mouse buttons.



**Image:** A screenshot from the A Hub software showing the sensor angle adjustment feature, allowing fine-tuning of mouse movement based on grip style.



**Image:** A screenshot from the A Hub software displaying options for RF strategy, a battery life calculator, and various polling rate selections.

8. SPECIFICATIONS

Feature	Detail
Model Number	VT7
Product Dimensions	5.01 x 2.53 x 0.1 inches
Item Weight	1.87 ounces (53g)



Feature	Detail
Battery	1 Nonstandard Battery (included), up to 750 hours life
Connectivity Technology	Radio Frequency (2.4GHz Wireless), USB (Wired)
Movement Detection	Optical
Polling Rate	True 8K Wireless Polling Rate
DPI	Up to 26K Independent X/Y DPI
Switches	100-Million Mechanical Switch
Programmable Buttons	10
Software	A Hub for Windows & Mac OS (with onboard memory)
Color	White
Manufacturer	Shenzhen Rapoo Technology Co., Ltd.

## 9. TROUBLESHOOTING

### 9.1. Mouse Not Responding

- Ensure the mouse is powered on.
- For wireless mode, check if the USB adapter is securely plugged into the computer. Try a different USB port.
- For wired mode, ensure the Type-C cable is securely connected to both the mouse and the computer.
- Check the battery level. If low, charge the mouse.

### 9.2. DPI/Button Customization Issues

- Ensure the A Hub software is installed and up-to-date.
- Restart the software and try applying settings again.
- Refer to the software's help section for detailed customization guides.

## 10. WARRANTY & SUPPORT

The Rapoo VT7 Wireless Gaming Mouse comes with a manufacturer's warranty. For detailed warranty information, technical support, or service inquiries, please visit the official Rapoo website or contact their customer support. Manufacturer: Shenzhen Rapoo Technology Co., Ltd.