

## Monster Monster Sparkle

# Monster Sparkle Bluetooth Speaker User Manual

Model: Monster Sparkle | Brand: Monster

### INTRODUCTION

Thank you for choosing the Monster Sparkle Bluetooth Speaker. This portable speaker is designed to deliver powerful sound with deep bass and a captivating full-screen colorful light show, perfect for any occasion. This manual provides detailed instructions to help you set up, operate, and maintain your speaker for optimal performance.



The Monster Sparkle Bluetooth Speaker showcasing its vibrant full-screen LED lighting.

## WHAT'S IN THE BOX

Please check the package contents to ensure all items are present:

- 1 x Monster Sparkle Speaker
- 1 x AUX-in Audio Cable
- 1 x USB-C Charging Cable
- 1 x User Manual

## KEY FEATURES

### Pure Monster Sound & Stunning Bass

Experience impactful music with Monster's unique Pure Sound technology. Featuring a built-in 2" tweeter and 5.25" subwoofer, this speaker delivers 120W of powerful, high-performance sound with detailed audio perfection and deep bass you can feel.



# PURE MONSTER SOUND™

40+ Years of Sound Engineering



The speaker's advanced audio engineering provides a rich and immersive listening experience.

# BASS BOOST TECHNOLOGY

Peak Power up to 120W



Internal components illustrating the 2" tweeter, 5.25" subwoofer, and passive radiator for enhanced bass.

## 6 Full Panel Lighting Effects & Portable Design

Create a captivating light show with 6 full panel lighting effects that synchronize with your music, offering a dynamic audio-visual feast. The ergonomic all-in-one handle design ensures easy portability, allowing you to take your party anywhere.



# 6 FULL SCREEN LED EFFECTS

Light up the Night




The speaker's front panel illuminates with 6 distinct lighting effects.

## 24H Playtime & 240W Wireless Stereo Pairing

Enjoy up to 24 hours of continuous playtime thanks to the large-capacity battery. For an even grander listening experience, pair two Monster Sparkle speakers wirelessly via Bluetooth to achieve a true stereo effect with 240W loud sound.

# 24 HOURS PLAYTIME

24+ Hours Playtime on 50% Volume off Lights



The speaker offers an impressive 24 hours of playtime on a single charge.



# TRUE WIRELESS STEREO PAIRING

Pair2 Speakers to Get 240W Powerful Stereo



Achieve a powerful 240W stereo sound by pairing two speakers wirelessly.

## AUX/TF Card/USB Playback & Emergency Power Bank

Beyond Bluetooth, the speaker supports multiple playback options including 6.35mm instrument input (e.g., microphone), 3.5mm AUX input for TVs and laptops, and direct playback from TF cards and USB flash drives. Its large-capacity battery also functions as an emergency power bank to charge your phone via the USB port.





Various input/output ports for versatile connectivity and charging.

### Bluetooth 5.3 Wide Compatibility & IPX5 Waterproof

Advanced Bluetooth 5.3 technology ensures a stable connection and wide compatibility with most Bluetooth devices like smartphones, tablets, and TVs, minimizing sound loss or interruptions. With an IPX5 waterproof rating, the speaker is resistant to splashes, sprays, and rain, making it ideal for outdoor adventures.

# WIRELESS BLUETOOTH 5.3

## Stable Connection & Longer Distance Transmission



Seamless and stable connection with Bluetooth 5.3 enabled devices.

## SETUP GUIDE

### 1. Charging the Speaker

Before first use, fully charge the speaker. Connect the provided USB-C charging cable to the speaker's USB-C port and the other end to a compatible USB power adapter (not included). The charging indicator will show the charging status and turn off when fully charged.

### 2. Power On/Off

To power on the speaker, press and hold the **Power button** (🔌) for 2-3 seconds. You will hear an audible prompt. To power off, press and hold the **Power button** again.



### 3. Bluetooth Pairing


1. Ensure the speaker is powered on and in Bluetooth pairing mode (indicated by a flashing Bluetooth indicator).
2. On your device (smartphone, tablet, etc.), enable Bluetooth and search for available devices.
3. Select "Monster Sparkle" from the list of devices.
4. Once connected, the Bluetooth indicator will become solid, and you will hear a confirmation sound.

### 4. True Wireless Stereo (TWS) Pairing

To pair two Monster Sparkle speakers for TWS:

1. Ensure both speakers are powered on and not connected to any Bluetooth device.
2. On one speaker (this will be the primary speaker), press the **TWS button** (🔗). It will start searching for another speaker.
3. The second speaker will automatically connect to the primary speaker. Once connected, you will hear a confirmation sound, and both speakers will play audio in stereo.
4. Now, connect your device to the primary speaker via Bluetooth as described in step 3.

## OPERATING INSTRUCTIONS



Overview of the speaker's control panel.

### 1. Basic Controls

- **Play/Pause:** Press the **Play/Pause button** (⏮️) to play or pause music.
- **Volume Up/Down:** Press the **Volume + button** (🔊) to increase volume, and **Volume - button** (🔊) to decrease volume.
- **Next/Previous Track:** Press the **Next Track button** (⏭️) for the next song, and **Previous Track button** (⏮️) for the previous song.

### 2. Light Modes

Press the **Light On/Off button** (💡) to cycle through the 6 full panel lighting effects or to turn the lights off.

### 3. Bass Boost

Press the **Bass Boost button** () to activate or deactivate the enhanced bass mode.

### 4. AUX/USB/TF Card Playback

- **AUX Input:** Connect the provided 3.5mm AUX cable from your audio source (e.g., TV, laptop) to the speaker's AUX IN port. The speaker will automatically switch to AUX mode.
- **USB Playback:** Insert a USB flash drive with audio files into the USB port. The speaker will automatically detect and play the audio.
- **TF Card Playback:** Insert a TF (microSD) card with audio files into the TF card slot. The speaker will automatically detect and play the audio.

### 5. Using as Emergency Power Bank

Connect your mobile device's charging cable to the speaker's USB port to use the speaker's battery to charge your device.

## MAINTENANCE

- **Cleaning:** Use a soft, dry cloth to clean the speaker's surface. Do not use abrasive cleaners or solvents.
- **Water Resistance:** The speaker is IPX5 waterproof, meaning it can resist water splashes and light rain. Do not submerge the speaker in water or expose it to strong jets of water. Ensure the port cover is securely closed when near water.
- **Storage:** Store the speaker in a cool, dry place away from direct sunlight and extreme temperatures.
- **Battery Care:** To prolong battery life, fully charge the speaker before long periods of inactivity and recharge it at least once every three months.

## TROUBLESHOOTING

Problem	Possible Cause	Solution
Speaker does not turn on	Low battery; Power button not held long enough	Charge the speaker; Press and hold the Power button for 2-3 seconds
Cannot pair via Bluetooth	Speaker not in pairing mode; Device Bluetooth off; Speaker already connected to another device	Ensure speaker is flashing Bluetooth indicator; Turn on device Bluetooth; Disconnect from other devices and try again
No sound	Volume too low; Incorrect input mode; Device not playing audio	Increase volume on speaker and device; Check if correct input mode (Bluetooth, AUX, USB, TF) is selected; Ensure audio is playing on your device



Problem	Possible Cause	Solution
TWS pairing failed	Speakers too far apart; One speaker already connected to a device	Place speakers closer; Ensure both speakers are disconnected from other devices before TWS pairing
Lights not working	Lights turned off; Malfunction	Press the Light On/Off button to activate; Contact customer support if issue persists

### TECHNICAL SPECIFICATIONS

Feature	Specification
Brand	Monster
Model Name	Monster Sparkle
Speaker Type	Outdoor, Portable Bluetooth Speaker
Connectivity Technology	Bluetooth 5.3, AUX, USB
Speaker Maximum Output Power	120 Watts (Peak)
Audio Output Mode	Stereo (supports 240W with TWS pairing)
Subwoofer Size	5.25 inches
Tweeter Size	2 inches
Playtime	Up to 24 hours (at 50% volume with lights off)
Waterproof Rating	IPX5
Material	Plastic
Color	Black
Product Dimensions	1"D x 1"W x 1"H
Item Weight	7.54 pounds
Battery Type	1 Lithium Ion battery (included)

## WARRANTY AND SUPPORT

The Monster Sparkle Bluetooth Speaker comes with a standard manufacturer's warranty. For detailed information regarding warranty coverage, terms, and conditions, please refer to the warranty card included in your product packaging or visit the official Monster website.

For technical support, troubleshooting assistance, or any product-related inquiries, please contact Monster customer service through their official support channels. Contact information can typically be found on the Monster website or in the product documentation.

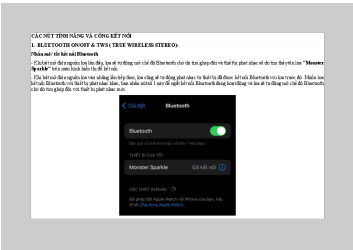
### Documents - Monster – Monster Sparkle



#### [Monster Sparkle High Power Speaker MS22119 Quick Start Guide](#)

Quick start guide for the Monster Sparkle High Power Speaker (Model: MS22119), covering power, charging, pairing, volume control, music modes, microphone usage, light and bass boost features, stereo pairing, reset functions, and LED indicator guide.

lang:en score:25 filesize: 611.49 K page\_count: 8 document date: 2025-06-18



#### [\[pdf\]](#)

Microsoft Word Document5 CÁC NÚT TÍNH NĂNG VÀ CỔNG KẾT NỐI 1 BLUETOOTH ON OFF Khi bật mở điện nguồn loa lần đầu sẽ tự động chế độ Bluetooth chờ dò tìm ghép đôi và thiết bị phát nhạc thấy tên Monster Sparkle trên Huong Dan Su Dung Tieng Viet cdn tgdd vn Products 3 304547 HDSO ||| CC NT TNH NNG V CNG KT NI 1. BLUETOOTH ON/OFF TWS TRUE WIRELESS STEREO : Nhn m/ tt kt ni Bluetooth - Khi bt m in ngun loa ln u, loa s t ng m ch Bluetooth ch d tm ghp i v thit b pht nhc s d tm thy tn loa **Monster Sparkle** trn mn hnh hin th kt ni. - Khi bt m in ngun loa vo nhng ln tip theo, loa ...

lang:tl score:24 filesize: 6.54 M page\_count: 8 document date: 2023-02-20



#### [\[pdf\]](#) Catalog

MONSTER SẢN PHẨM MỚI 2024 Catalogue Monster NewProduct2024 Catalogues anhduy vn ||| Nh phn phi chnh thc ti Vit Nam MONSTER MUSICBOX GO MONSTER CYCLE PLUS MONSTER CYCLE MONSTER PARTY ... ii tr u vit cho gia nh bn. MONSTER MONSTER BOOMERANG PETITE S320 SUPERSTAR MONSTER MUSICBOX GO **MONSTER SPARKLE** MICRO KARAOKE MINI M97 MONSTER ARIA MONSTER OPEN EAR NH PHN PHI AUDIO HNG U VIT...

lang:tl score:19 filesize: 17.19 M page\_count: 12 document date: 2024-01-04



SUBJECT TO CHANGE  
WINE CO.

2019 Hillside Vineyard "Party Monster" Pét-Nat of Zinfandel



**Grapes:** 100% Zinfandel  
**Vineyard:** Planted in the 1960s, organically-farmed Hillside Vineyard in Talmage sits right above the City of Ten Thousand Buddhas. Dry-farmed without pesticides or herbicides, the vines are head-trained and planted on roots. Managed and farmed by Humberto Nunez, Hillside has become a cornerstone for Subject to Change.

**AVA:** Mendocino County

**Method:** The grapes are foot crushed whole cluster in the packing line and allowed to macerate overnight to extract color, flavor and texture. The next day the juice is pressed off in a stainless steel tank, settled for a day and moved to another stainless tank where it ferments with skins to dryness. When sugar levels approach 18 g/L, the tank is chilled to retain the remaining sugar needed to produce the bubbles in the bottle.

The tank stays chilled for a month before a final racking for bottling. The wine is bottled under crown caps and is not disgorged. The wine finishes fermenting in bottle and the resulting CO<sub>2</sub> is captured. The following summer, the wine is stable and we unleash the monster. The resulting wine is slightly hazy, effervescent and fizzy. As always – unfined, unfiltered, no SO<sub>2</sub>.

**Alc:** 12%

**Case Production:** 230 cases

**Bottling Date:** November 2019

**Release Date:** July 2020

www.subjecttochangewine.com | IG @subjecttochangewine | hello@subjecttochangewine.com

[pdf]

2019 Hillside Vineyard Party Monster Sparkling Rosé of Zinfandel REFORMAT Pét Nat Technical Data

Subject To Change Wine Co Rose v 1618255292 cdn shopify s files 1 2577 8232 |||

2019 Hillside Vineyard Party Monster Pt-Nat of Zinfandel Grape s : 100 Zinfandel  
Vineyard: Planted in the 1960s, organically-farmed Hillside Vineyard in Talmage sits  
right above the City of Ten Thousand Buddhas. Dry-farmed without pesticides or  
herbicides, the vines are head-trained and planted o...

lang:en score:16 filesize: 271.89 K page\_count: 1 document date: 0000-00-00