Saved from manuals.plus.
Open the live page for links to other documents and user manuals.

IFECCO FW920

IFECCO AI Voice Recorder FW920 User Manual

Model: FW920

1. Introduction

This manual provides detailed instructions for the proper use and maintenance of your IFECCO AI Voice Recorder FW920. Please read this manual thoroughly before operating the device to ensure optimal performance and longevity. The IFECCO AI Voice Recorder is a compact digital audio recording device featuring AI technology for transcription, summarization, and multi-language support, designed for recording lectures, meetings, and calls.

2. Package Contents

Verify that all items listed below are present in your product package:

- IFECCO AI Voice Recorder (Main Unit)
- Protective Case
- Magnetic Ring
- Magnetic Charging Cable (USB-A to USB-C adapter included)
- Instruction Manual



Image: The IFECCO AI Voice Recorder package contents, showing the recorder, protective case, magnetic ring, charging cable, and user manual.

3. Product Overview

The IFECCO AI Voice Recorder FW920 is designed for portability and high-quality audio capture. It features a slim profile and intuitive controls.

3.1 Key Features

- **AI Technology:** Integrated AI for transcription, summarization, and translation across 152 languages.
- **Dual-Mode Recording:** Supports both phone call recording and note recording.
- **64GB Internal Memory:** Provides ample storage for up to 480 hours of audio recordings.
- **Long Battery Life:** Up to 35 hours of continuous recording on a single charge.
- **Advanced Noise Cancellation:** Professional Hybrid Microphone System with AI noise cancellation for clear audio.

- **App Control:** Manage recordings, transcriptions, and settings via a dedicated mobile application (compatible with iOS and Android).
- **Data Privacy:** Local data encryption and cloud storage with user authorization.



Image: The IFECCO AI Voice Recorder shown alongside a smartphone running its companion application, highlighting its compact design and app integration.



Image: A close-up side view of the IFECCO AI Voice Recorder, emphasizing its 0.17-inch ultra-thin design.

4. Setup

4.1 Initial Charging

Before first use, fully charge the device using a standard 5V/1A charger and the provided magnetic charging cable. Connect the magnetic end of the cable to the recorder and the USB-A end to a power adapter or computer USB port. The device's indicator light will show charging status.

4.2 App Installation

Download the official IFECCO AI Voice Recorder application from your smartphone's app store (available for iOS and Android). Follow the on-screen instructions to pair your device with the app via Bluetooth.

5. Operating Instructions

5.1 Basic Recording

To start recording, slide the designated recording switch on the device. The device supports two primary recording modes:

- **Note Recording:** For capturing ambient sounds, meetings, or lectures.
- **Phone Call Recording:** For recording phone conversations when the device is attached to your smartphone.

Slide the switch again to stop recording. Recordings are automatically saved to the internal 64GB memory.



Image: The IFECCO AI Voice Recorder demonstrating its dual-mode recording capability, showing scenarios for phone call recording and note recording during a meeting.

5.2 App Control and Management

The IFECCO app provides comprehensive control over your recordings:

- **View Recordings:** Access and play back all recorded audio files.
- **Transcription:** Utilize AI to transcribe audio into text. The app supports 152 languages.

- **Summarization:** Generate AI-powered summaries of your transcribed content.
- **Cloud Storage:** Securely store and manage your audio files and transcriptions in the cloud.
- **Sharing:** Share recordings, texts, and abstracts with others.

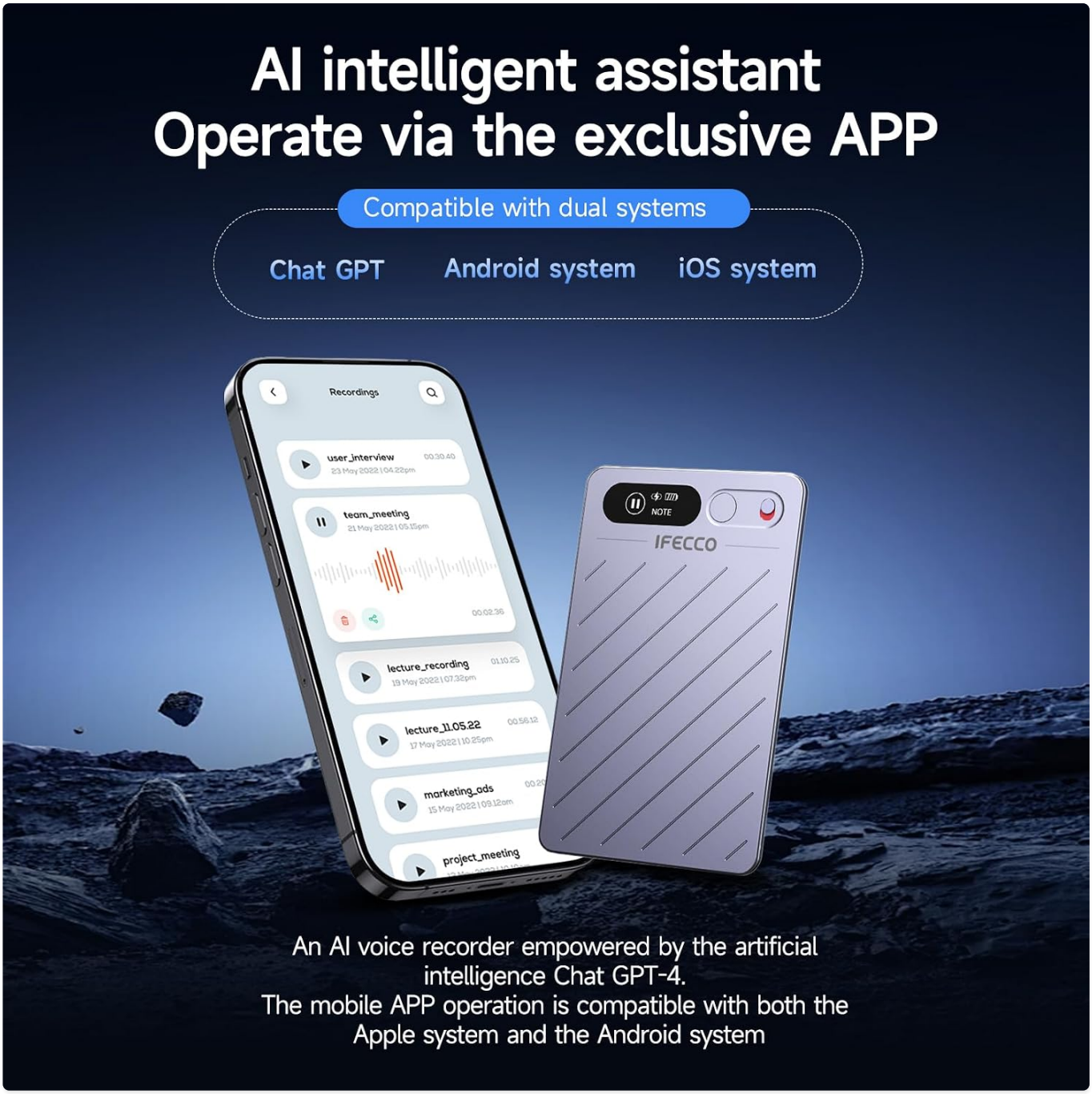

Image: A smartphone displaying the IFECCO AI Voice Recorder application, showing a list of recorded audio files and options for management.

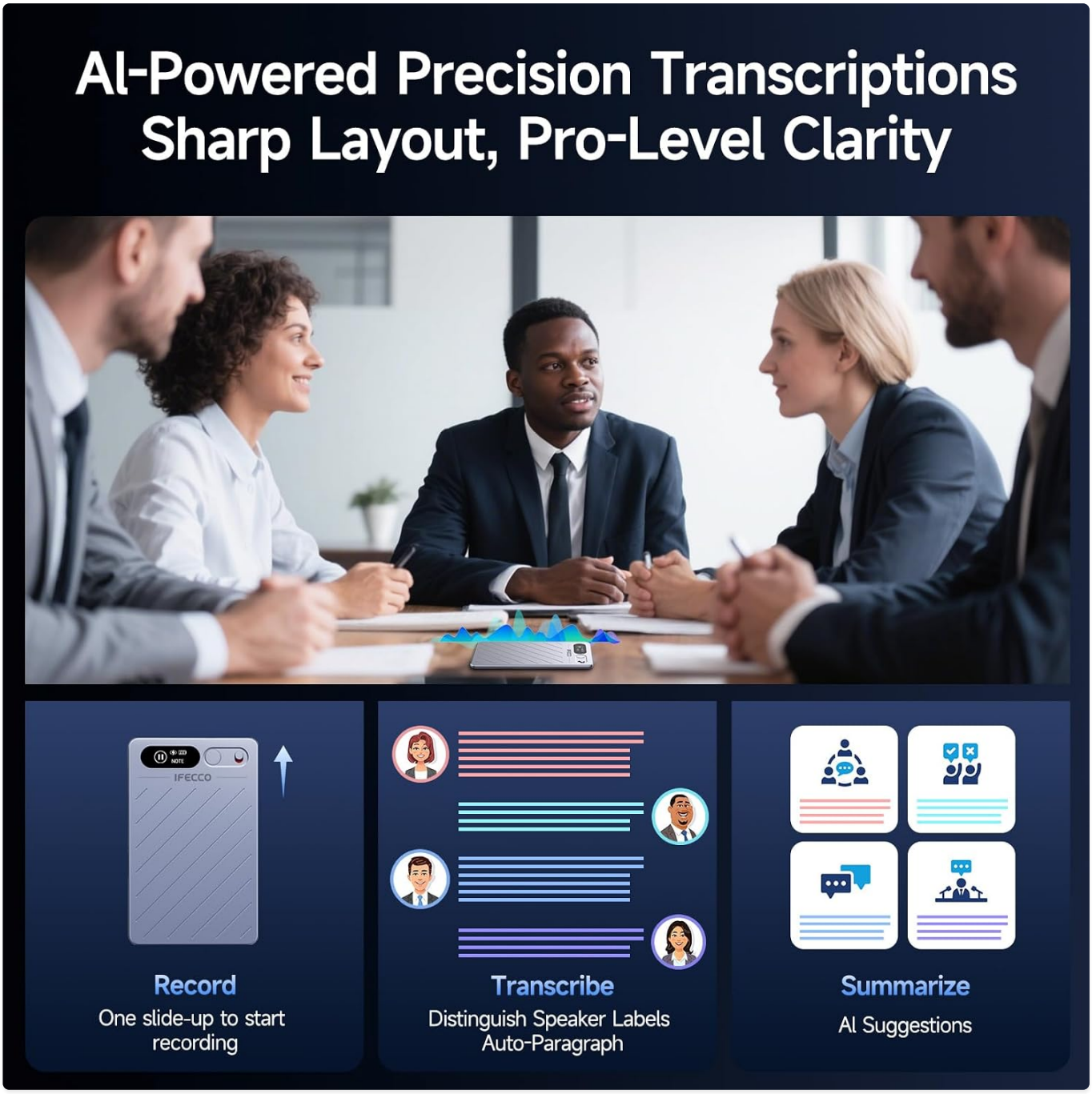

Image: A visual representation of the IFECCO AI Voice Recorder's workflow: Record audio, Transcribe with speaker labels and auto-paragraphing, and Summarize with AI suggestions.

5.3 Language Support

The device and its companion app support transcription and summarization in 152 languages, including various dialects and major business languages, facilitating international communication and research.

5.4 Data Privacy

The IFECCO AI Voice Recorder prioritizes user privacy through local data encryption. Files are stored exclusively in the cloud, and data processing occurs only with your explicit authorization. This ensures secure management and categorization of your audio files.



Image: A graphic illustrating the privacy features of the IFECCO AI Voice Recorder, including local data encryption, cloud files accessible only by the user, and data processing requiring user authorization.

6. Maintenance

- **Cleaning:** Use a soft, dry cloth to clean the device. Avoid liquid cleaners or solvents.
- **Storage:** Store the device in a dry, well-ventilated environment away from extreme temperatures.
- **Battery Care:** To prolong battery life, avoid fully discharging the device frequently. Charge it regularly.
- **Environmental Conditions:** Do not expose the device to water, high humidity, or direct sunlight.

7. Troubleshooting

7.1 Common Issues and Solutions

Issue	Possible Cause	Solution

Issue	Possible Cause	Solution
Device does not turn on	Low battery	Charge the device fully.
Poor recording quality	High ambient noise, device too far from source	Ensure the recording environment is quiet. Place the recorder closer to the audio source.
App not connecting to device	Bluetooth off, device not paired	Ensure Bluetooth is enabled on your phone and the recorder. Re-pair the device in the app settings.
Transcription errors	Unclear audio, strong accents, background noise	Improve recording quality. Review and manually edit transcriptions in the app.
Device gets hot during use	Normal operation, prolonged use	A slight warmth is normal. If it becomes excessively hot, discontinue use and contact support.

8. Specifications

Feature	Detail
Model Number	FW920
Memory Storage Capacity	64 GB
Recording Time	Up to 480 hours (based on 64GB)
Continuous Recording (Battery)	Up to 35 hours
Product Dimensions	0.12"D x 2.13"W x 3.43"H (0.67 x 3.54 x 4.76 inches)
Item Weight	5.3 ounces
Microphone Form Factor	Built-In
Hardware Interface	Bluetooth
Compatible Devices	Smartphone
Recording Format	WAV
Batteries	1 AAA batteries required (internal, non-replaceable polymer battery)

9. Safety Warnings

- When using the product for the first time, use a standard 5V/1A charger to charge the product.
- If multiple people are talking and the noise is high, the recording effect may be affected.
- Keep the product in a dry and ventilated environment (do not use and store in a high temperature environment).
- This product group contains organic combustibles. If the product is not used correctly, rupture, leakage, overheating, etc., may occur, resulting in permanent damage to the product.

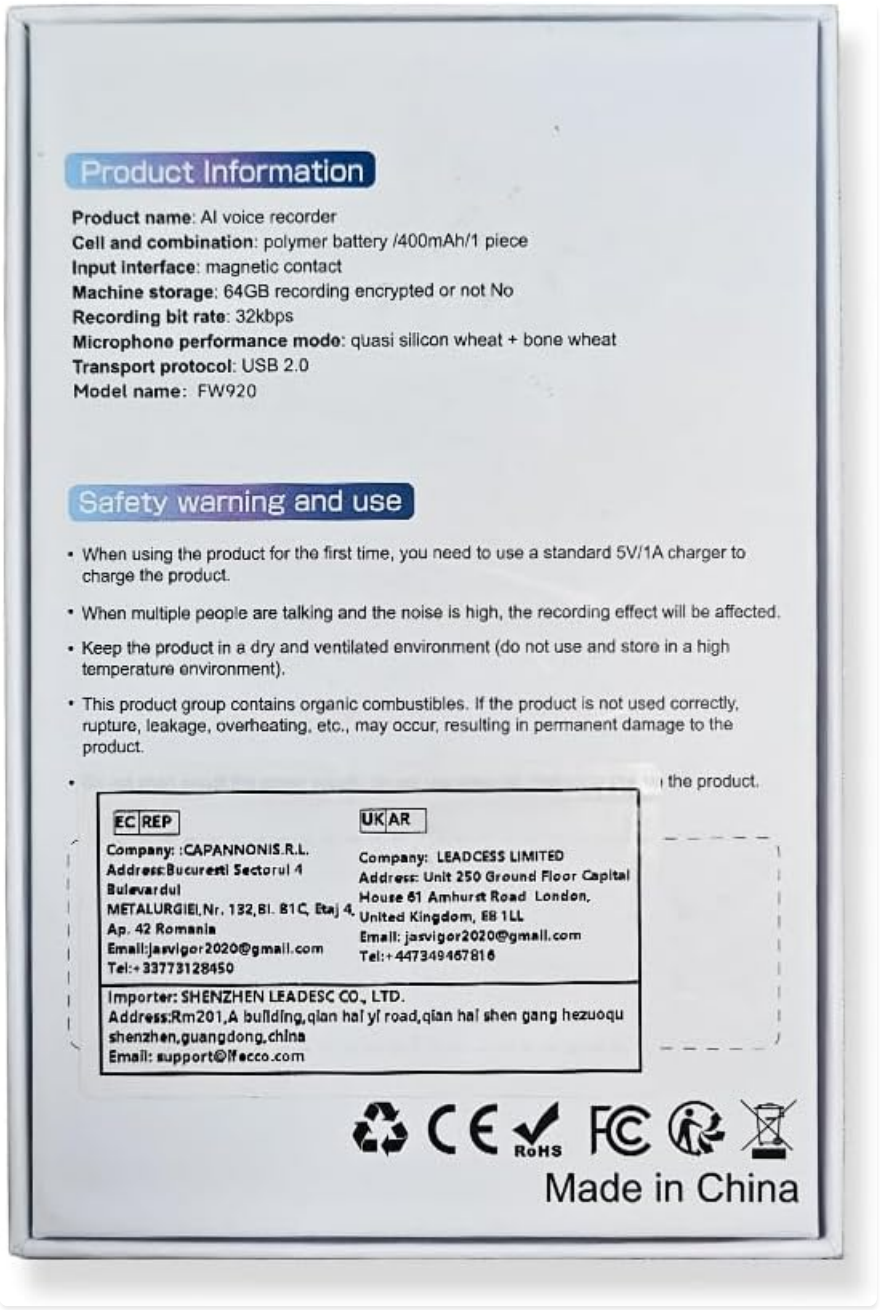

Image: The back of the IFECCO AI Voice Recorder packaging, detailing product information and important safety warnings for users.

10. Warranty and Support

The IFECCO AI Voice Recorder FW920 comes with a 1-Year Unlimited Premium Suite membership upon activation, providing advanced recording capabilities, limitless transcription, professional AI templates, and intelligent organization tools.

For technical support, warranty claims, or any inquiries, please contact IFECCO customer service:

- **Email:** support@ifecco.com

© 2025 IFECCO. All rights reserved.

Ask a question about this manual

Ask about setup, troubleshooting, compatibility, parts, safety, or missing instructions. Manuals+ will review the question and use this page's manual context to help answer it.

Name

Anonymous

Email

you@example.com

After a successful submission, we securely hash the supplied account or form email before sending it to Microsoft Advertising for conversion attribution. Privacy details.

Question

Example: How do I reset this device or fix this error?

Details

Model number, symptoms, what you tried, or the section of the manual you are using.

Submit question

Answered questions about this manual

Could you provide a detailed instruction manual for the IFECCO FW920 AI Voice Recorder in Japanese?

The IFECCO FW920 AI Voice Recorder supports 152 languages, including Japanese, for its transcription and summarization features. While the official manual provided here is in English, here is a summary of the key operations...

Read full answer

Open the live page

https://manuals.plus/asin/B0FJR6JQW6

More documents and user manuals: **https://manuals.plus/**