

HABA 2012214001

HABA Hurra Confetti Party Game

INSTRUCTION MANUAL

Model: 2012214001

1. Product Overview

The HABA Hurra Confetti Party game is a vibrant dice game designed for 2 to 4 players aged 3 years and up. It involves colorful confetti pieces and animal-themed cards, encouraging players to recognize colors and shapes while having fun.




Image 1: The HABA Hurra Confetti Party game box, featuring cheerful animal characters and colorful confetti.

Key Features:

- **Colourful Fun:** Children engage with creative play using wooden confetti chips and amusing animal

motifs.

- **Playful Learning:** The game helps children learn to recognize and assign colors and shapes.
- **Easy to Start:** Simple rules ensure quick engagement for children aged 3 and over.
- **Lovingly Designed:** Cute motifs and colorful illustrations make the game visually appealing for young animal lovers.

2. Safety Information

WARNING: Not suitable for children under 3 years. Contains small parts. Choking hazard.

3. What's in the Box

Carefully unpack the game components. The package should contain the following items:

- 4 Animal Cards
- 40 Wooden Confetti Pieces
- 2 Dice
- 1 Game Instructions



Image 2: All game components laid out, showing the four animal cards, two dice, and numerous colorful wooden confetti

pieces.

4. Setup

Before the first game, an adult should assist in carefully removing any parts marked with a trash can symbol from the animal cards. These parts are not needed for play and should be disposed of properly.

To set up the game:

1. Each player chooses an animal card and places it face up in front of them.
2. Each player takes two confetti pieces of any shape that match the shapes on their chosen animal card. Place these two pieces into the designated holes on your animal card (your 'confetti cannon').
3. Distribute the remaining confetti pieces in the center of the playing area, forming a general supply.
4. Store any excess game materials not used in the current game back in the box.
5. Keep both dice ready for play.



Image 3: An example of the game setup, showing two animal cards with initial confetti pieces and the two dice.

5. How to Play

The objective of Hurra Confetti Party is to be the first player to scatter colorful confetti around their animal card by matching shapes and colors with a bit of luck from the dice.

Gameplay:

1. Players take turns rolling both dice.
2. One die shows colors, and the other shows shapes.
3. Based on the dice roll, the player must find a confetti piece from the central supply that matches both the rolled color and shape.
4. If a matching confetti piece is found, the player places it onto one of the empty spaces around their animal card.
5. If no matching piece is available, or if the player cannot find one, their turn ends.
6. The game continues until one player has filled all the spaces around their animal card with confetti pieces. That player is the winner!



Image 4: An overview of the game in progress, showing four player cards, dice, and confetti pieces scattered on the table.

6. Maintenance

To ensure the longevity of your HABA Hurra Confetti Party game:

- Store all game components in the original box when not in use to prevent loss or damage.
- Keep the game away from moisture and direct sunlight.
- Clean game pieces with a dry, soft cloth if necessary. Avoid using harsh chemicals or abrasive cleaners.
- Ensure all pieces are dry before storing to prevent warping or mold.

7. Troubleshooting

If you encounter any issues during play, consider the following:

- **Missing Pieces:** Double-check the box and playing area. If pieces are genuinely missing, contact HABA customer support.
- **Confusion with Rules:** Re-read the 'How to Play' section. Sometimes a quick review clarifies misunderstandings.
- **Difficulty for Younger Players:** For very young children, simplify the rules by focusing only on color matching or shape matching, or play cooperatively.

8. Specifications

Attribute	Detail
Model Number	2012214001
ASIN	B0FJM5KPYX
UPC	4010168289724
Recommended Age	3 years and up (Manufacturer recommended age: 25 months and up)
Number of Players	2-4 Players
Approximate Playtime	15 minutes
Item Weight	7.4 ounces
Package Dimensions	7.01 x 4.49 x 1.54 inches
Manufacturer	HURRA! (HABA)






9. Warranty and Support


HABA products are manufactured with high-quality materials and undergo strict quality control. For information regarding warranty, returns, or product support, please refer to the official HABA website or contact their customer service directly.

HABA Customer Service:

- Visit the [HABA Store on Amazon](#) for more information.
- For general inquiries, please visit the HABA official website (www.haba-play.com) or contact their support channels as listed on their site.

Related Documents - 2012214001

	<p>Hello Hello Kalmario! Little Octopus - Big Adventure Game Rulebook HABA</p> <p>Official rulebook for HABA's Hello Hello Kalmario! game. Learn how to play this fun arranging and memory game for children aged 4+, featuring a little octopus growing its tentacles.</p>
	<p>HABA Monza Car Racing Game Instructions</p> <p>Instructions for the HABA Monza car racing board game, a tactical thinking game for 2-6 players aged 5-99. Learn how to set up, play, and win the race.</p>
	<p>My Very First Games - Building Site by HABA: Game Instructions and Play Guide</p> <p>Official rulebook for HABA's 'My Very First Games - Building Site'. Learn how to play this collaborative matching and memory game for young children, including components, setup, gameplay, and a story about building a house.</p>
	<p>HABA My Very First Games: First Orchard Cooperative Board Game for Toddlers</p> <p>A guide to HABA's First Orchard, a cooperative board game designed for 1-4 players aged 2 and up. Learn how to set up and play this simplified version of the classic Orchard game, which helps develop motor skills and encourages language and creativity in young children. The game involves collecting fruit before a raven reaches the orchard.</p>
	<p>Pio's Pigeon Post: 8+2 There's Mail For You! Game Instructions by HABA</p> <p>Instructions for the HABA Pio's Pigeon Post board game, an arithmetic game for children aged 5 and up that teaches numbers 1-20 through matching postage stamps to postcards. Includes setup, gameplay, and advanced variant rules.</p>



[Rhino Hero Junior: A Cooperative Stacking and Matching Game for Young Children](#)

This rulebook introduces HABA's Rhino Hero Junior, a cooperative stacking and matching board game for 1-4 children aged 2+. It details game mechanics, benefits like skill development (observation, motor skills, counting, teamwork), and multiple play modes.