

## PHILIPS BG3480/15

# Philips Bodygroom Series 3000 BG3480/15 User Manual

Model: BG3480/15

## 1. INTRODUCTION

---

This manual provides essential instructions for the safe and effective use of your Philips Bodygroom Series 3000, model BG3480/15. Please read it thoroughly before first use and keep it for future reference.



Image 1: Philips Bodygroom Series 3000 BG3480/15, showing the device and its packaging.

## 2. SAFETY INFORMATION

**WARNING:** Always use the shaver on dry hair before showering for increased safety. Exercise caution when using the shaver to avoid cuts, especially in sensitive areas. Keep the shaver away from water during charging to prevent electric shock.

## 3. PRODUCT OVERVIEW

The Philips Bodygroom Series 3000 is designed for effortless hair trimming and shaving across the entire body, ensuring optimal skin comfort. It features a Triple Protection shaving system for a close, comfortable shave and smooth skin.

### Key Features:


- **Triple Protection Shaving System:** Patented rounded tips and a hypoallergenic foil for confident shaving, even in sensitive areas.
- **Bidirectional Trimming Combs:** Two clip-on combs (2mm and 3mm) for trimming or shaving hair to

your desired length.

- **100% Waterproof:** Suitable for both wet and dry use, and easy to clean.
- **Ergonomic Design:** Ensures a secure grip and better control.
- **Powerful Li-ion Battery:** Provides up to 80 minutes of cordless use after an 8-hour charge.



Tête de rasage Triple protection



Sabots bidirectionnels pour le corps  
(2 et 3 mm)

Image 2: Close-up of the Philips Bodygroom Series 3000 shaving head with Triple Protection and the two bidirectional combs (2mm and 3mm).



Image 3: Diagram illustrating the Triple Protection shaving system with skin protection, hypoallergenic foil, and patented rounded tips.

## 4. SETUP

### 4.1 Charging the Device

1. Ensure the device is turned off.
2. Connect the USB-A charging cable (included) to the device and to a compatible USB-A power adapter (not included).
3. Allow the device to charge for approximately 8 hours for a full charge. A full charge provides up to 80 minutes of cordless use.
4. Do not charge the device near water to prevent electric shock.

### 4.2 Attaching Trimming Combs

1. Select the desired bidirectional trimming comb (2mm or 3mm).
2. Align the comb with the shaving head and gently press until it clicks into place.
3. To remove, gently pull the comb away from the shaving head.



## Sabots bidirectionnels pour le corps

Taille des poils et rasage dans toutes les directions pour un résultat efficace qui convient à votre style




Image 4: Illustrates the use of a bidirectional comb for trimming body hair.

## 5. OPERATING INSTRUCTIONS

### 5.1 General Use

- Ensure the device is charged before use.
- For best results, use the device on dry hair before showering.
- Press the power button to turn the device on.
- Move the device gently against the direction of hair growth for effective trimming or shaving.
- The bidirectional combs allow for efficient shaving in all directions across all body parts.



# Rasage corps et zones intimes



Image 5: Demonstrates the Philips Bodygroom being used for hair removal on various body areas, including the chest, armpit, and abdomen.

## 5.2 Shaving Sensitive Areas

The Triple Protection shaving system, with its patented rounded tips and hypoallergenic foil, is designed for comfortable and safe shaving even in sensitive areas. Proceed with caution and apply light pressure.



## Un rasage au plus près

Rasage jusqu'à 0,2 mm  
pour une peau douce  
et rafraîchie



Image 6: Close-up view of the Philips Bodygroom shaving head, designed for a close shave down to 0.2mm.

## 6. MAINTENANCE

### 6.1 Cleaning

- The device is 100% waterproof. After each use, turn off the device.
- Rinse the shaving head and cutting elements under running water.
- Use the included cleaning brush to remove any stubborn hair particles.
- Allow the device to air dry completely before storing.

### 6.2 Storage

Store the device in a cool, dry place, away from direct sunlight and out of reach of children.

### 6.3 Lubrication

The Philips Bodygroom Series 3000 does not require lubrication.

## 7. TROUBLESHOOTING

- **Device not turning on:** Ensure the device is fully charged.
- **Poor shaving performance:** Ensure the shaving head is clean and free of hair debris. Make sure the combs are correctly attached if you are trimming.
- **Skin irritation:** Ensure you are using the device gently and not applying excessive pressure. Always use on dry hair for best results and skin comfort.

## 8. SPECIFICATIONS

Model Number	BG3480/15
Brand	PHILIPS
Power Source	Battery Powered (Lithium-Ion rechargeable)
Battery Life	Up to 80 minutes
Charging Time	8 hours for full charge
Waterproof	100% waterproof
Blade Material	Stainless Steel
Head Type	Foil
Included Components	Bodygroomer, Triple Protection shaving head, 2 bidirectional combs (2mm and 3mm), Cleaning brush, USB-A charging cable (adapter not included)

## 9. WARRANTY AND SUPPORT

### 9.1 Warranty Information







The Philips Bodygroom Series 3000 is designed for durability and comes with a warranty of up to 5 years. This includes a standard 2-year warranty, which can be extended by an additional 3 years upon registration within 90 days of purchase on the official Philips website.

For warranty registration and detailed terms and conditions, please visit: [Philips Support](#)

### 9.2 Customer Support

For further assistance, product information, or to contact customer service, please visit the official Philips support website.



	<p><a href="#">Philips BG3480/15 Series 3000 Body Groomer - Features and Specifications</a></p> <p>Explore the Philips BG3480/15 Series 3000 body groomer, designed for comfortable and effective body care. Learn about its Triple Protect system, close shaving capabilities, trimming options, 100% waterproof design, and 80-minute cordless runtime.</p>
	<p><a href="#">Philips Bodygroom Series 7000 BG7025/15: Waterproof Body Trimmer &amp; Groomer</a></p> <p>Discover the Philips Bodygroom Series 7000 BG7025/15, a waterproof body groomer designed for precise and safe trimming and shaving of body hair, including sensitive areas. Features 4D contour following, self-sharpening blades, and 80-minute battery life.</p>
	<p><a href="#">Philips Shaver Series 5000 S5887/10: Powerful Shaving with SkinIQ Technology</a></p> <p>Discover the Philips Shaver Series 5000 (S5887/10) for a powerful, skin-gentle shave. Featuring Steel Precision blades, SkinIQ technology, 360-D flexing heads, and 60 minutes of cordless use for a superior grooming experience.</p>
	<p><a href="#">Philips Beardtrimmer Series 3000 BT3206/13 - Effortless Trimming</a></p> <p>Discover the Philips Beardtrimmer Series 3000 (BT3206/13) for effortless styling. Featuring the innovative Lift &amp; Trim system, self-sharpening blades, and 10 precision length settings for a perfect three-day beard or short beard.</p>
	<p><a href="#">Philips BG3485/15 Body Groomer: Effortless &amp; Gentle Body Care</a></p> <p>Discover the Philips BG3485/15 Body Groomer with Triple Protect Shaving System for effortless, gentle, and thorough body care. Features 100% waterproof design, 80-minute runtime, and multiple comb attachments for versatile styling.</p>
	<p><a href="#">Philips Shaver Series 3000 Troubleshooting Guide</a></p> <p>Troubleshooting guide for Philips Shaver Series 3000, addressing issues like uneven trimming, skin irritation, strange noises, and charging problems.</p>