

Mixcous MDF-9LDV

Mixcous 9-Drawer Dresser with Extendable Table, L-Shaped Desk & Vanity Combo

Brand: Mixcous | **Model:** MDF-9LDV

INTRODUCTION

This manual provides comprehensive instructions for the assembly, operation, and maintenance of your Mixcous 9-Drawer Dresser with Extendable Table. Designed for versatility and maximum storage, this unit functions as a dresser, an L-shaped desk, and a vanity combo, making it an ideal solution for various room layouts and needs.



Overall view of the Mixcous 9-Drawer Dresser with Extendable Table, showcasing its modern white design and versatile functionality as a dresser and workspace.

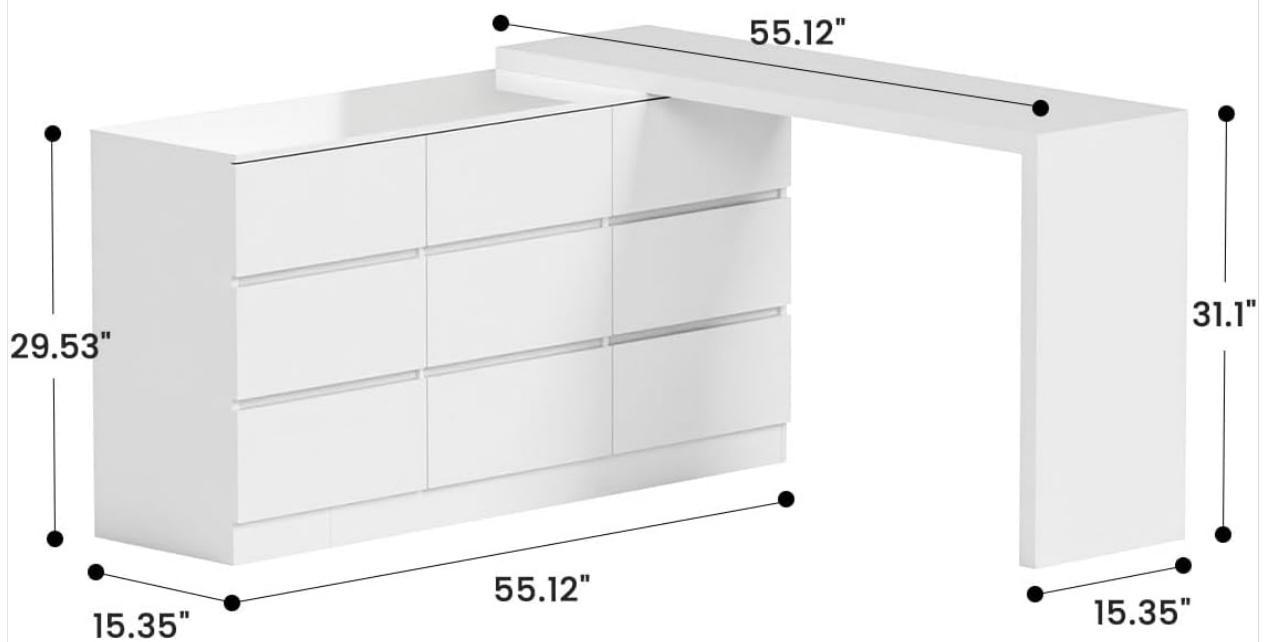
SPECIFICATIONS

Attribute	Detail
Product Dimensions	15.35"D x 55.12"W x 29.53"H
Color	White
Material	High-quality MDF
Item Weight	129 pounds

Dresser Capacity	Up to 170 lbs (countertop)
Drawer Capacity	30 lbs per drawer
Assembly Required	Yes

Dimension

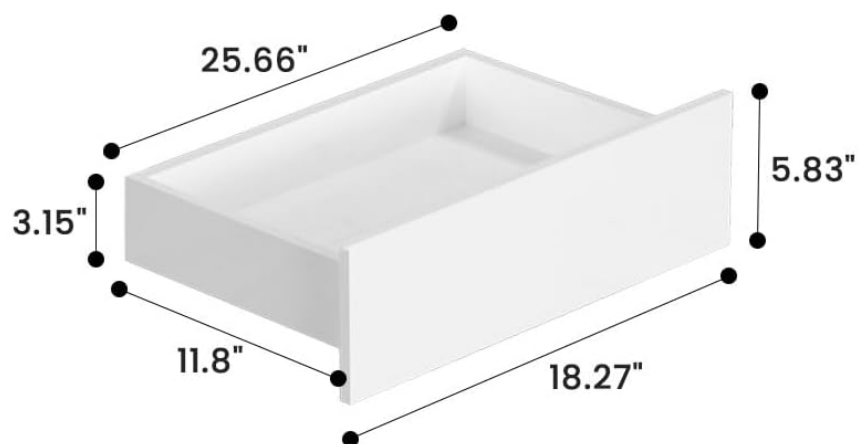
15.7" X 11.8" X 19.7"



Dresser
170LBS



Drawer
30LBS



Detailed dimensions of the dresser and the extendable table, including drawer capacity and overall product measurements.



Close-up view of the 1.57-inch thick high-density countertop, emphasizing its robust construction and resistance to deformation and cracking.

KEY FEATURES

- **9 Extra-Deep Drawers for Maximum Storage:** This large dresser features 9 spacious drawers, each with a 30 lbs capacity, ideal for organizing clothes, makeup, jewelry, and accessories. The deep drawer design provides ample storage.
- **3-in-1 Convertible Vanity Dresser Combo:** Easily transforms between desk and vanity combo configurations (L-shape, I-shape, or O-shape) with its extendable & rotatable desktop.
- **Premium 1.57" Thick Countertop:** The 55.12" long dresser features an ultra-sturdy MDF surface that resists warping and supports up to 170 lbs, suitable for daily routines or as a workspace.
- **Smooth Gliding Drawer System:** Each of the 9 deep drawers features full-extension metal slides for effortless access. The scratch-resistant white finish maintains its elegant look.
- **Space-Smart Design:** At 55.12"L x 15.35"W x 29.3"H, this dresser offers generous storage while fitting comfortably in various living spaces.

8 Large Capacity Drawers

Organize different items and provide ample storage space, complemented by smooth drawer glides for effortless access.





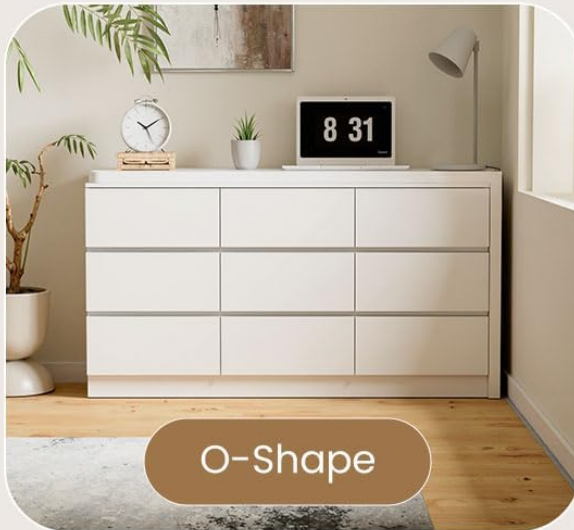
Illustration of the nine deep drawers, highlighting their ample storage capacity for various items like clothing, skincare, and accessories.



A detailed view of an open drawer, demonstrating its depth and capacity, accompanied by icons indicating suitable storage categories such as skincare, cosmetics, jewelry, clothing, hairdressing tools, and toys.

3 in 1 Extendable & Rotatable Desktop

The flexible vanity desk offers various uses and saves more space.



Visual representation of the dresser's multiple configurations, including storage + dresser, movie & TV stand + dresser, and office + storage modes, illustrating its adaptability.



White 9 Drawer Dresser

-  High-quality MDF Material
-  Easy to clean
-  Stable
-  Strong load-bearing capacity

Examples of the dresser's versatile use in different environments: a bedroom setup with a vanity mirror, a cloakroom for organized storage, and an office space with a laptop and accessories.

SETUP AND ASSEMBLY

The Mixcous 9-Drawer Dresser requires assembly. It is recommended to set aside approximately 3 hours for the assembly process. Please follow the included step-by-step instructions carefully to ensure proper and secure construction.

1. Unpack all components and verify against the parts list provided in your assembly guide.
2. Identify all hardware. It is advisable to sort screws and fittings before beginning.
3. Assemble the main dresser frame first, ensuring all connections are secure.
4. Attach the drawer slides to the dresser frame and then assemble the drawers.
5. Install the extendable table. Note that the table can be installed on either the left or right side of the dresser to suit your room layout.
6. Once assembled, ensure the unit is stable and all drawers operate smoothly.

Sturdy & Durable Thick Countertops

1.57" Thick High Density Countertop.



Low density particle board



Deformation and Crack Resistant

The flexible design allows the extendable table to be positioned on either the left or right side of the dresser, adapting to various room configurations.

OPERATING INSTRUCTIONS

Using the Extendable & Rotatable Desktop:

The extendable desktop offers multiple configurations to maximize your space and utility:

- **L-Shape Configuration:** Slide the desktop out and rotate it 90 degrees to form an L-shape with the dresser. This creates a corner desk or vanity setup.
- **I-Shape Configuration:** Extend the desktop straight out from the dresser to create a long, linear workspace or display area.
- **O-Shape (Compact) Configuration:** Slide the desktop fully back into the dresser to minimize its footprint, ideal when space is limited or the desk function is not needed.

To adjust the desktop, gently slide it along its track. Ensure there are no obstructions before extending or rotating.

Using the Drawers:

The nine deep drawers are equipped with full-extension metal slides for smooth operation. To open, gently pull the drawer front. To close, push firmly until it is fully seated. Avoid overloading drawers to ensure longevity of the slides.

Flexible & Durable Extendable Table



You can slide the vanity desk left or right to increase or decrease its usable surface area according to your needs.



Visual guide demonstrating the O-shape (compact), L-shape (corner), and I-shape (extended linear) configurations of the dresser's extendable desktop.

9 Drawer Dresser Vanity Combo

This 8-drawer dresser with an extendable table can be installed on either the right or left side.



The dresser with its extendable table fully extended, serving as a functional desk with a laptop and other office essentials, demonstrating its practical use.

CARE AND MAINTENANCE

To ensure the longevity and appearance of your Mixcous dresser, follow these care guidelines:

- **Cleaning:** The white finish is designed to be easy to clean. Simply wipe surfaces with a soft, damp cloth. Avoid abrasive cleaners or harsh chemicals, as these can damage the finish.
- **Spills:** Wipe up spills immediately to prevent staining or damage to the MDF material.
- **Drawer Slides:** Periodically check the drawer slides for smooth operation. If they become stiff, a small amount of silicone-based lubricant can be applied.
- **Stability:** Regularly check all screws and fasteners to ensure they remain tight. Retighten as necessary to maintain the unit's stability.
- **Sunlight Exposure:** Avoid prolonged direct sunlight exposure to prevent potential discoloration or warping over time.

TROUBLESHOOTING

If you encounter any issues with your dresser, please refer to the following common troubleshooting tips:

Problem	Possible Cause	Solution
Drawers do not slide smoothly.	Misaligned slides, loose screws, or debris in the track.	Check that drawer slides are correctly aligned and securely fastened. Clean tracks of any dust or debris. Apply a silicone lubricant if necessary.
Dresser feels wobbly or unstable.	Loose assembly screws or uneven flooring.	Ensure all assembly screws are tightened. Place the dresser on a level surface. Use furniture pads if needed to stabilize.
Extendable table is difficult to move.	Obstruction in the track or friction.	Check for any objects blocking the track. Clean the track and apply a small amount of silicone lubricant to the sliding mechanism.

If you continue to experience issues, please contact customer support for further assistance.

WARRANTY AND SUPPORT

Mixcous is committed to providing high-quality products. While specific warranty details are not provided in this manual, the product is typically covered by a **30-day easy return policy** from the date of purchase.

For any questions, concerns, or assistance with your product, please contact customer support. You can also

visit the official Mixcous store for more information and product details:

Visit the Mixcous
Store