

COLORROOM A30L1

COLORROOM A30L1 Android 16 Tablet User Manual

Model: A30L1 | Brand: COLORROOM

Introduction	What's in the Box	Product Overview	Setup	Operating Instructions	Maintenance
	Troubleshooting	Specifications	Warranty & Support		

1. INTRODUCTION

This manual provides detailed instructions for the COLORROOM A30L1 Android 16 Tablet. Please read this manual carefully before using your device to ensure proper operation and to maximize its performance and lifespan. Keep this manual for future reference.

Android 16 が世界初登場！

Android 16 OS は、プライバシー保護が強化され、操作性が向上しています。アプリの権限管理と AI 機能が充実し、使い方に合わせて最適化され、日常使用にスマートな体験をもたらします。



Image: The COLORROOM A30L1 Android 16 Tablet, showcasing its sleek design.

2. WHAT'S IN THE BOX

Upon unboxing your COLORROOM A30L1 tablet, verify that all the following items are included:

- COLORROOM A30L1 Android 16 Tablet
- USB Type-C Charging Cable
- Power Adapter
- User Manual
- Protective Case
- Screen Protector (pre-applied or included separately)



Image: The COLORROOM A30L1 Tablet shown with its included accessories, including a protective case.

Video: An unboxing and feature overview of the Android 16 Tablet, demonstrating its components and capabilities.

3. PRODUCT OVERVIEW

The COLORROOM A30L1 is a high-performance Android 16 tablet designed for both productivity and entertainment. It combines advanced features with a user-friendly interface.

3.1. Key Features

- **Display:** 10-inch Full HD IPS display with 1280x800 resolution, 300 nits brightness, and 178-degree ultra-wide viewing angle. Widevine L1 certified for 1080P streaming.
- **Performance:** Android 16 OS, Unisoc T7200 Octa-core processor (1.6 GHz), 12nm process for improved power efficiency.
- **Memory & Storage:** 24GB RAM (4GB physical + 20GB virtual) and 64GB internal storage, expandable up to 2TB via microSD card.
- **Battery:** High-capacity 6,000mAh battery with 18W PD fast charging support.

- **Connectivity:** Dual-band 2.4GHz/5GHz Wi-Fi 5 (802.11ac) for high-speed internet, Bluetooth 5.0, and GPS.
- **Cameras:** 5MP front camera and 8MP rear camera.
- **Security:** Facial recognition unlock and enhanced data privacy protection.
- **Audio:** Dual speakers and a 3.5mm headphone jack.



Image: The tablet displaying the Android 16 interface with various application icons.



顔認証

タブレットを持ち上げれば瞬時に起動！顔認証が正確にロックを解除し、待ち時間なく素晴らしい世界へ。思ったままに、そのままに。

Image: A visual summary of the COLORROOM A30L1's key features, including battery, OS, CPU, cameras, and connectivity.

3.2. Display and Visuals

Experience vibrant colors and sharp details on the 10.1-inch IPS display. Widevine L1 certification ensures you can enjoy your favorite streaming content in full 1080P HD quality.

クラシックボディ デザイン

アップグレードされたボディデザインは、滑らかな手触りを実現するだけでなく、高級感あふれる質感を見事に表現しています。アンテナはフラットなボディに巧妙に隠されており、カメラの美観を高め、シンプルでエレガントな外観を演出しています。

1.7bs (おおよそ.)
重量

0.42 inches (おおよそ.)
厚さ



Image: A comparison demonstrating the superior 1080P quality with Widevine L1 versus 720P with Widevine L2.

3.3. Performance and Processing

The Unisoc T7200 octa-core processor, built on a 12nm process, delivers efficient and powerful performance for smooth app usage and multitasking. Android 16 enhances security and user experience.

薄型設計 大容量バッテリー

6000mAh/バッテリーを搭載。フル充電時、出張中でも自宅でのストリーミングでも安心してご利用いただけます。

充電

9V

Type-C充電ケーブル

ハード使用

4～8時間



Image: Diagram illustrating the Unisoc T7200 Octa-core processor, highlighting its architecture and capabilities.

3.4. Memory and Storage

With 24GB of combined RAM (4GB physical + 20GB virtual) and 64GB of internal storage, the tablet handles multiple applications with ease. Expand storage up to 2TB using a microSD card for all your files and media.

24GB (4GB + 20GB拡張) + 64GBストレージ



4GB
RAM



20GB
仮想メモリ



64GB
ストレージ



2TB
拡張可能



Image: The tablet with a microSD card, illustrating its expandable storage capability.

より広い空間
より多くの可能性

マイクロSD
カードサポート



拡張可能
最大2TB



Image: Visual representation of the tablet's 24GB RAM and 64GB internal storage, with up to 2TB microSD expansion.

ストレージの心配はもうやめましょう

4GB RAM + 20GB拡張可能 + 64GBストレージ（最大2TBまで拡張可能）。4K映画130本 + ロスレス楽曲15,000曲を保存可能。スムーズなマルチタスクを実現 – きっと必要になるでしょう。




Image: Illustrates the vast storage potential for videos and music on the tablet.

3.5. Battery and Charging

The 6,000mAh battery provides extended usage times. With 18W PD fast charging via the Type-C port, you can quickly recharge and get back to your activities.

オクタコア！Unisoc T7200 プロセッサ

タブレット高速スムーズ動作実現



ARM G57
Manhattan ES3.0



Cortex-A55 x 6
Cortex-A75 x 2



12nmプロセス
DynamIQアーキテクチャ

Image: The tablet connected to a Type-C charger, indicating fast charging.



10.1インチ
IPS FHD タッチスクリーン



16:10
黄金比



1280*800
高解像度



全方向
視野角



ワイドバイン L1
GMS認証レベル



300ニット
明るさ



Image: Details on the 6000mAh battery capacity and 18W PD fast charging, showing extended usage time.

3.6. Connectivity

Enjoy stable and fast internet with dual-band 2.4GHz/5GHz Wi-Fi 5. Bluetooth 5.0 allows seamless connection to wireless accessories, and built-in GPS provides accurate location services.

バッテリー、超長持ち

いつでもオンライン

6000mAh



18W PD
急速充電



8 時間
継続使用



Image: The tablet displaying Wi-Fi and Bluetooth connection indicators.

Widvine L1対応10.1インチタブレット コンピューター

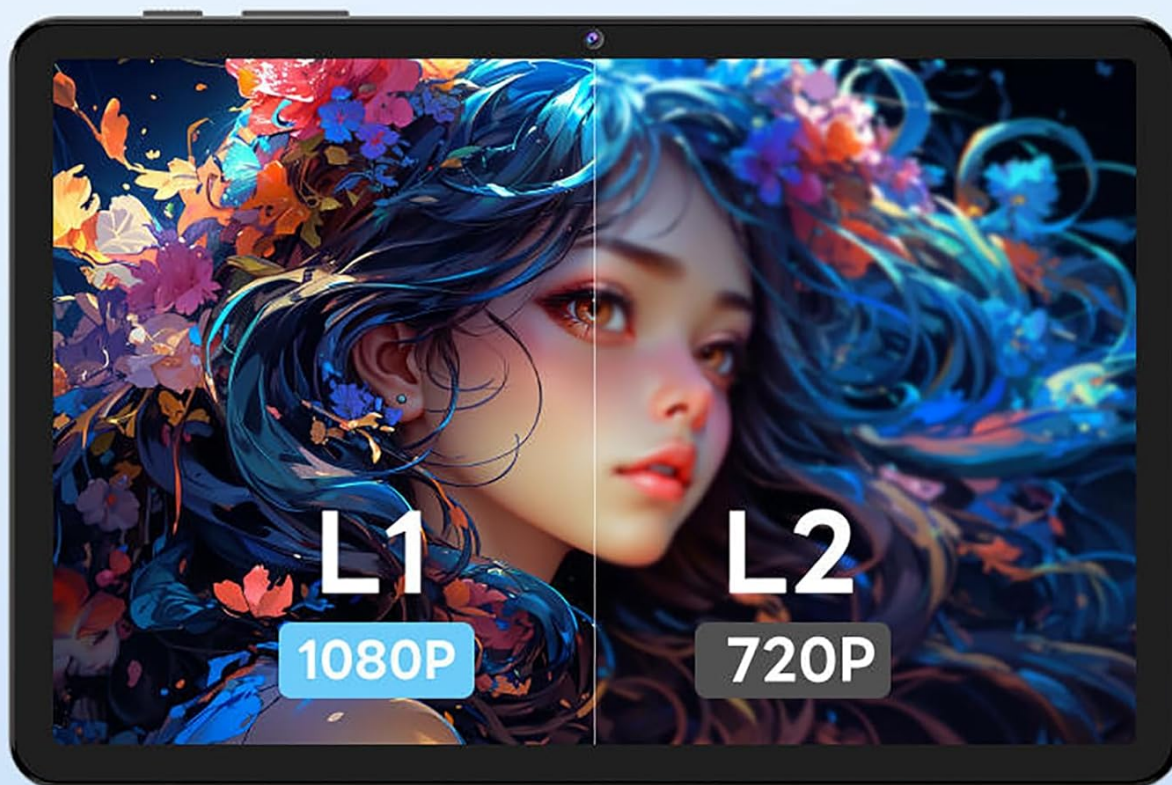


Image: The tablet showing a GPS map, indicating its navigation capabilities.

4. SETUP

Follow these steps for the initial setup of your COLORROOM A30L1 tablet:

4.1. Initial Power On and Language Selection

1. Press and hold the power button until the screen turns on.
2. On the welcome screen, select your preferred language. For English, choose "English (United States)".
3. Click "Start" to proceed.

4.2. Wi-Fi and Data Transfer

It is recommended to skip Wi-Fi connection during initial setup to avoid interruptions, especially if your Wi-Fi environment is unstable. You can connect to Wi-Fi later.

1. When prompted to set up your device, click "Skip".
2. If asked to connect to Wi-Fi, click "Set up offline" or "Skip". Confirm by clicking "Continue" if prompted.

4.3. Date and Time Settings

1. Select your time zone (e.g., "Japan Standard Time").
2. Adjust the date and time if necessary, then click "Next".

4.4. Screen Lock (PIN)

Setting a PIN or screen lock is recommended for security. You can skip this step and set it up later if desired.

1. To set a PIN, enter your desired PIN (4 digits or more) and confirm.
2. To skip, click "Skip" and confirm the skip action.

4.5. Google Services

1. Review the Google Services information.
2. Click "See more" multiple times until the "Agree" button appears.
3. Click "Agree" to accept the terms and complete the setup.

Your tablet is now set up and ready for use.

Video: A step-by-step guide on the initial setup process for the tablet, including language selection and basic configurations.

5. OPERATING INSTRUCTIONS

5.1. Basic Navigation and Gestures

- **Touch:** Tap an icon to open an app or select an item.
- **Swipe:** Slide your finger across the screen to scroll through pages or content.
- **Pinch-to-Zoom:** Use two fingers to zoom in or out on images and web pages.
- **Split Screen:** Android 16 supports split-screen multitasking. Drag an app to one side of the screen to use two apps simultaneously.
- **Screenshot:** Use a three-finger swipe down gesture to capture a screenshot.

内蔵 Gemini AI

仕事と生活をすべて簡単に



プレゼン作成



画像解析



ドキュメント開発



言語習得



補助アシスタント



検索・要約

Image: The tablet screen showing various applications, demonstrating its multitasking capabilities.

娯楽とレジャー




Image: Various scenarios of using the tablet for entertainment, such as watching videos, reading, and video calls.

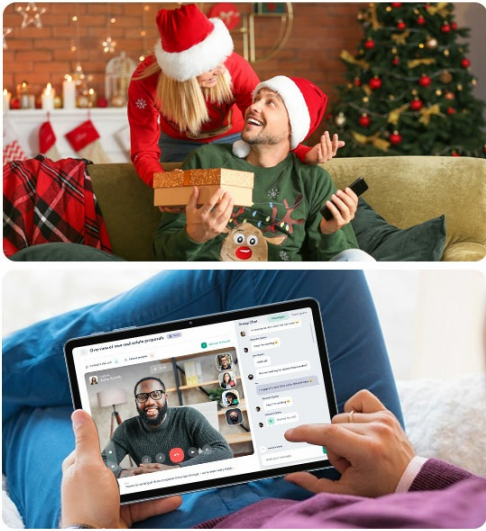


Image: More examples of the tablet being used in daily life, including during holidays and for cooking.

5.2. Media Playback and Streaming

With Widevine L1 support, you can stream high-definition content from popular services like Amazon Prime Video, Netflix, YouTube, and Hulu.

2025年デビュー! Android 16 スターター



6000mAh
大容量バッテリー



業界最新 OS
Android 16



UNISOC
T7200



5 MP
前面カメラ

8 MP
背面カメラ



12GB
RAM

64GB
ROM



Widevine L1

NETFLIX

USB-C
充電ポート



顔認識



BT 5.0



GPS対応



Image: The tablet displaying a high-definition video from a streaming service.

5.3. Wireless Projection

The tablet supports wireless projection, allowing you to mirror your screen to a larger display for an enhanced viewing experience.

5.4. GPS Functionality

Utilize the built-in GPS for navigation, location-based services, and finding points of interest. The tablet supports multiple satellite systems for accurate positioning.

6. MAINTENANCE

To ensure the longevity and optimal performance of your COLORROOM A30L1 tablet, follow these maintenance guidelines:

- **Screen Cleaning:** Use a soft, lint-free cloth to gently wipe the screen. For stubborn smudges, slightly dampen the cloth with water or a screen cleaner. Avoid harsh chemicals.

- **Software Updates:** Regularly check for and install system updates to ensure you have the latest features, security patches, and performance improvements.
- **Battery Care:** Avoid extreme temperatures. Do not let the battery completely drain frequently. For long-term storage, charge the battery to around 50-60%.
- **Storage Management:** Periodically clear unnecessary files, apps, and cache to free up storage space and maintain performance.
- **Physical Protection:** Use the provided protective case and screen protector to guard against scratches, drops, and impacts.

Video: Instructions on how to apply a screen protector to the tablet, ensuring a bubble-free installation.

7. TROUBLESHOOTING

If you encounter issues with your tablet, refer to the following common solutions:

- **Tablet Not Turning On:** Ensure the battery is charged. Connect the tablet to the charger and wait a few minutes before attempting to power it on again.
- **Screen Unresponsive:** Try restarting the tablet by holding down the power button for about 10-15 seconds until it powers off, then turn it back on.
- **Apps Crashing/Freezing:** Close the problematic app and reopen it. If the issue persists, clear the app's cache or reinstall it. Ensure your tablet's software is up to date.
- **Wi-Fi Connectivity Issues:** Restart your Wi-Fi router and the tablet. Forget the Wi-Fi network on your tablet and reconnect. Ensure you are within range of the Wi-Fi signal.
- **Slow Performance:** Close unused apps running in the background. Clear cache and temporary files. Consider performing a factory reset if performance issues persist after other troubleshooting steps (back up your data first).
- **Charging Issues:** Ensure the charging cable and adapter are securely connected and undamaged. Try using a different compatible charger and cable.

If the problem cannot be resolved using these steps, please contact customer support.

8. SPECIFICATIONS

Feature	Detail
Brand	COLORROOM
Model Name	A30L1
Operating System	Android 16
Display Size	10.1 Inches
Display Resolution	1280x800 Pixels (IPS)
CPU Brand	Unisoc
CPU Speed	1.6 GHz (Octa-core T7200)
RAM	24GB (4GB physical + 20GB virtual)
Internal Storage	64 GB

Expandable Storage	Up to 2TB via microSD card
Battery Capacity	6,000mAh
Charging	18W PD Fast Charging (Type-C)
Wireless Type	802.11ac (2.4GHz/5GHz Dual-band)
Bluetooth	Bluetooth 5.0
GPS	Yes
Front Camera	5 MP
Rear Camera	8 MP
Item Weight	1.07 Kilograms
Package Dimensions	32.4 x 19.8 x 3.7 cm

9. WARRANTY & SUPPORT

COLORROOM offers a **1-year warranty service** for all tablets purchased from official COLORROOM brand direct stores. This warranty covers manufacturing defects and ensures your product is free from material and workmanship flaws under normal use.

For warranty claims, technical support, or any inquiries regarding your COLORROOM A30L1 tablet, please contact COLORROOM customer service through the retailer where you purchased the product or visit the official COLORROOM website for support contact information.

Please retain your proof of purchase for warranty validation.