

Vormooi V15

Vormooi V15 Digital Voice Recorder User Manual

Model: V15

1. PRODUCT OVERVIEW

The Vormooi V15 is a compact and portable digital voice recorder designed for high-quality audio capture in various environments, including lectures, meetings, and classes. It features a large internal storage capacity and advanced noise reduction technology.

Key Features:

- **Massive 64GB built-in memory:** Stores up to 750 hours of voice recordings in WAV and MP3 formats.
- **Compact and Portable Design:** Ultra-slim profile (0.25 x 1.3 x 2.2 inches) and lightweight (0.7 ounces) for maximum portability.
- **Long-lasting Rechargeable Battery:** Provides extended recording sessions.
- **AI Noise Reduction:** Equipped with an intelligent 2155P AI chip for enhanced noise cancellation and pure recording.
- **Voice-Activated Recording (VAR):** Intelligently skips silent passages to save memory and time.
- **Simple Operation:** One-button recording and saving.
- **Universal Compatibility:** Connects via USB Type-C to Windows and macOS computers.

Easily record your life!



750 Hrs Recording Capaicity

with Voice Activated Function



64 GB Memory

384kbps Wav HD Stereo



40-50 Hrs Battery Life

200 mAh Battery - 2.5 hrs Full Charge



300mAh Large Battery

Original Poly Lithium Compounds



Image: Key features of the Vormooi V15 recorder, including its recording capacity, memory, and battery life.

Compact -Thin only 1/4 INCH



Image: Demonstrates the compact and thin design of the Vormooi V15, showing its small dimensions and portability.

2155P AI Intelligent Noise Cancellation Chip



Upgraded 2159 Noise
Reduction Tec



360°
Surround Recording



MP3/WAV
Format



Image: Illustrates the advanced AI noise cancellation technology and supported recording formats (MP3, WAV) of the V15 recorder.

2. PACKAGE CONTENTS

Upon opening the package, please ensure all items are present and in good condition:

- 1 x Vormooi V15 Digital Voice Recorder
- 1 x USB Type-C Cable (for charging and data transfer)

- 1 x User Manual (this document)

3. SETUP

3.1 Charging the Device

Before first use, fully charge the Vormooi V15 recorder. Connect the included USB Type-C cable to the recorder's Type-C port and the other end to a USB power adapter (not included) or a computer's USB port. The indicator light will show charging status.



Image: Details of the recorder's side, highlighting the ON/OFF switch, Type-C port, and indicator light for simple operation.

3.2 Powering On/Off

To power on the device, slide the ON/OFF switch to the "ON" position. To power off, slide it to the "OFF" position. The indicator light will briefly illuminate.

4. OPERATING INSTRUCTIONS

4.1 Recording Audio

To start recording, simply slide the ON/OFF switch to the "ON" position. The device will automatically begin recording. The indicator light may flash or change color to indicate recording status. To stop recording and save the file, slide the switch to the "OFF" position.

4.2 Voice-Activated Recording (VAR)

The V15 features a voice-activated recording function. When enabled, the recorder will automatically pause recording during periods of silence and resume when sound is detected, optimizing memory usage. The sensitivity of the voice activation can be adjusted (though specific instructions for adjustment are not provided in the product images, it's a common feature).

Voice-Activated Recorder

Save memory and time, intelligently skipping invalid mute blanks



Image: Depicts the Voice-Activated Recording (VAR) feature, illustrating how it saves memory by skipping silent blanks and showing different sensitivity levels.

4.3 Transferring Files to Computer

Connect the Vormooi V15 to your computer using the provided USB Type-C cable. The device will appear as a removable storage device (like a USB drive). You can then drag and drop your recorded audio files (MP3 or WAV format) to your computer. The device is compatible with Windows and macOS operating systems.

Type-C Connection Windows/Mac/Linux

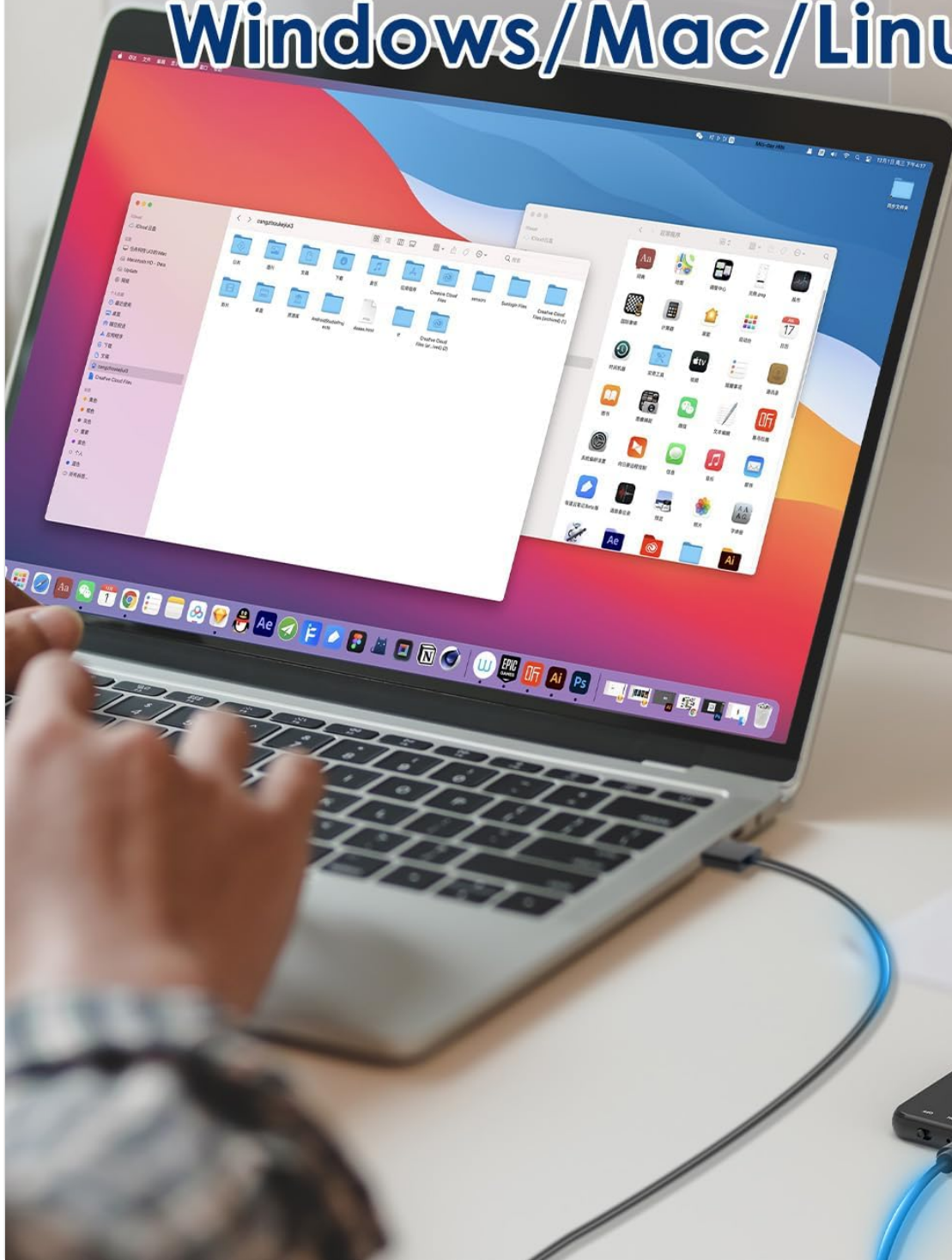


Image: Shows the Type-C connection and compatibility with Windows, Mac, and Linux operating systems for easy file transfer.

4.4 Playback

While the device supports playback, specific controls for direct playback (e.g., built-in speaker, headphone jack) are not detailed in the provided information. Typically, playback is done by connecting headphones to the device's headphone jack (if available) or by transferring files to a computer and playing them there.

Note: The product specifications mention "Headphones Jack: 1", confirming the presence of a jack for direct playback.

5. MAINTENANCE

- **Cleaning:** Use a soft, dry cloth to clean the device. Do not use liquid cleaners or solvents.
- **Storage:** Store the recorder in a cool, dry place away from direct sunlight and extreme temperatures.
- **Battery Care:** To prolong battery life, avoid fully discharging the battery frequently. Charge the device regularly, even if not in use for extended periods.
- **Data Backup:** Regularly back up important recordings to your computer to prevent data loss.

6. TROUBLESHOOTING

- **Device not turning on:** Ensure the battery is charged. Connect to a power source and try again.
- **Cannot record:** Check if the memory is full. Transfer files to your computer to free up space.
- **Poor recording quality:** Ensure the microphone is not obstructed. Reduce background noise. Check if AI Noise Reduction is functioning.
- **Device not recognized by computer:** Try a different USB port or cable. Ensure the device is powered on. Restart your computer.
- **Resetting the device:** If the device becomes unresponsive, locate the small "RESET" hole (often requiring a pin or paperclip) and gently press it to restart the device.



Charge/Transfer/Indicator Light



Image: Front and back views of the V15, indicating the location of the reset button and overall dimensions.

7. SPECIFICATIONS

Feature	Detail
Model Number	V15

Feature	Detail
Storage Capacity	64 GB
Recording Capacity	Up to 750 hours
Recording Formats	WAV, MP3
Product Dimensions	0.25 x 1.3 x 2.2 inches (0.25"D x 1.3"W x 2.2"H)
Item Weight	0.705 ounces (20 Grams)
Battery Type	Lithium-ion (1 A battery included)
Battery Life	40-50 hours (approx.)
Charging Port	USB Type-C
Microphone	Built-In
Headphones Jack	1
Compatible Devices	Windows/macOS Computer
Manufacturer	Vormooi

8. WARRANTY AND SUPPORT

For warranty information and technical support, please refer to the documentation included with your purchase or visit the official Vormooi website. Keep your proof of purchase for warranty claims.

For further assistance, you may contact Vormooi customer service through their official channels. Details are typically found on the product packaging or the brand's official online presence.

9. INTENDED USE


The Vormooi V15 Digital Voice Recorder is intended for personal and professional audio recording purposes, including but not limited to:

- Recording lectures and academic presentations.
- Documenting business meetings and conferences.
- Conducting interviews.
- Capturing personal memos and ideas.

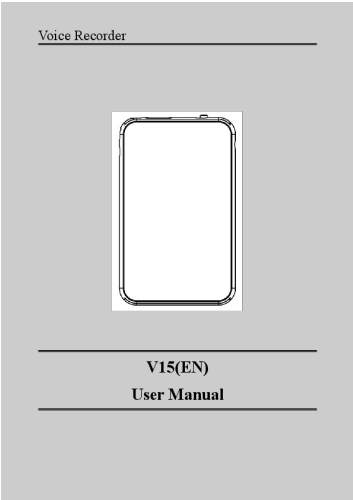


Image: Examples of typical usage scenarios for the V15 recorder, such as in classes, interviews, meetings, and for personal notes.

Related Documents

<div><div>Registratore Vocale</div><div></div><div>V15(T) MANUALE D'ISTRUZIONI</div></div>	<p>V15 Registratore Vocale Manuale d'Istruzioni</p> <p>Manuale d'istruzioni completo per il registratore vocale V15, che copre la configurazione iniziale, la registrazione, la riproduzione e la risoluzione dei problemi.</p>
---	---

Documents - Vormooi – V15



[\[pdf\]](#) User Manual Warranty Catalog

Administrator User Manual 64GB Voice Recorder Vormooi Activated Audio with 750 Hours Recording Capacity and 40 Long Battrey Time for Lecture Interview Meeting Class Office Products A1XBw p2 ML m media amazon images I |||

Voice Recorder **V15** EN User Manual Voice Recorder A letter to our customers Dear Friend, Thank you for purchasing this product In order to use the product correctly, please read this manual carefully before use. Before recording for the first time, please take 2.5 hours to fully charge it first. ...

lang:en **score:17** filesize: 1.23 M page_count: 33 document date: 2022-12-02



[V15 Registratore Vocale Manuale d'Istruzioni](#)

Manuale d'istruzioni completo per il registratore vocale V15, che copre la configurazione iniziale, la registrazione, la riproduzione e la risoluzione dei problemi.

lang:it **score:16** filesize: 1.28 M page_count: 36 document date: 2022-12-02