



Manuals.plus /

› CINMOORE /

› CINMOORE 2.5K 4MP Indoor Security Camera C2LU32G User Manual

CINMOORE C2LU32G

CINMOORE 2.5K 4MP Indoor Security Camera (Model C2LU32G)

User Manual

INTRODUCTION

This manual provides detailed instructions for setting up, operating, and maintaining your CINMOORE 2.5K 4MP Indoor Security Camera (Model C2LU32G). This camera is designed for indoor use, offering advanced monitoring capabilities for babies, pets, and general home security. Please read this manual thoroughly before use to ensure proper functionality and safety.

WHAT'S IN THE BOX

- CINMOORE 2.5K Indoor Camera x 1
- Power Adapter x 1
- Data Cable x 1
- Screw Anchors x 1
- Mounting Bracket Base x 1
- User Manual x 1

PRODUCT OVERVIEW

The CINMOORE 2.5K 4MP Indoor Security Camera offers a range of features to enhance your indoor monitoring experience:

- **2.5K UHD Resolution:** Provides clear and detailed video footage.
- **AI Human/Pet/Crying Detection:** Smart alerts for specific events without subscription fees.
- **360° Coverage:** Pan and tilt functionality for comprehensive room monitoring.
- **Two-Way Talk:** Enables real-time communication through the camera.
- **IR Night Vision:** Clear visibility in low-light conditions.
- **2.4G WiFi Connectivity:** Stable wireless connection for remote access.
- **32GB MicroSD Card Included:** For local 24/7 recording without monthly fees.




Figure 1: CINMOORE 2.5K 4MP Indoor Security Camera with key features highlighted.

SETUP INSTRUCTIONS

1. **Power Connection:** Connect the camera to a power outlet using the provided power adapter and data cable. The camera will power on and initiate its startup sequence.
2. **App Download:** Download the CINMOORE app from your smartphone's app store (iOS or Android).
3. **Account Registration:** Open the app and register for a new account or log in if you already have one.
4. **Add Device:** Follow the in-app instructions to add your new camera. You may need to scan a QR code on the camera or manually select the device type.
5. **Wi-Fi Connection:** Ensure your smartphone is connected to a **2.4 GHz Wi-Fi network**. The camera supports 2.4 GHz Wi-Fi only. During setup, the app will guide you to connect the camera to your home Wi-Fi network.

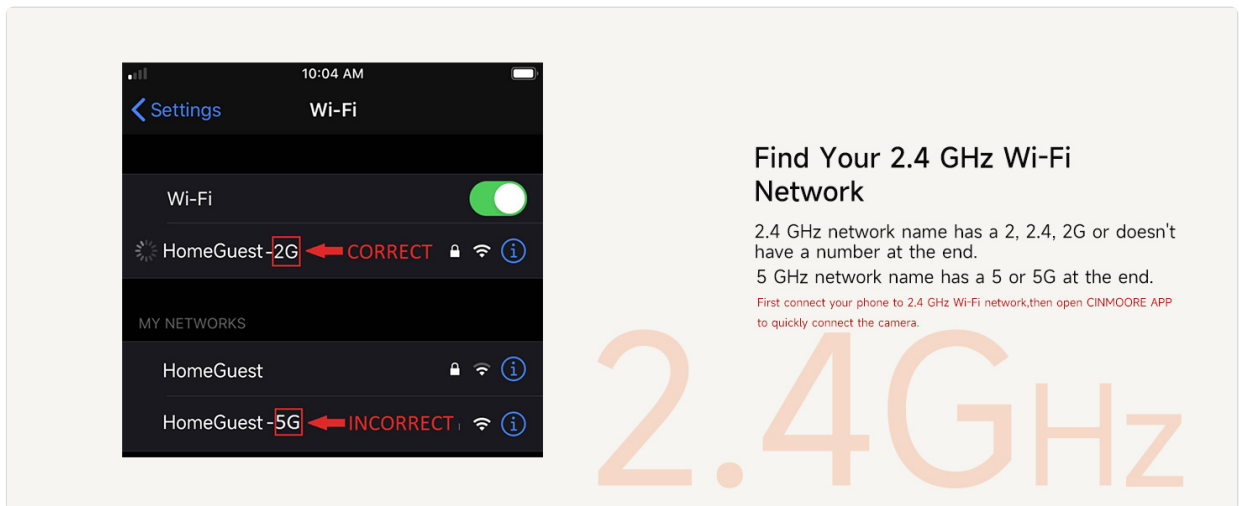


Figure 2: Ensure your smartphone is connected to a 2.4 GHz Wi-Fi network for camera setup.

Mounting Options

The camera can be placed on a flat surface or mounted to a wall or ceiling using the included mounting bracket base and screws. Ensure the camera is positioned to cover your desired monitoring area.

Video 1: Unboxing and initial setup of the CINMOORE C2LU camera, demonstrating its compact size, rotatable head, and included accessories for easy installation.

OPERATING INSTRUCTIONS

Live View and Pan/Tilt Control

Once connected, open the CINMOORE app to access the live feed from your camera. Use the on-screen controls to pan (horizontal rotation up to 360°) and tilt (vertical movement up to 90°) the camera lens to adjust your viewing angle. This allows for comprehensive coverage of your indoor space.



Figure 3: The camera offers 360° pan and 90° tilt for full room coverage.

2.5K Clarity

The camera provides true 2.5K UHD resolution, ensuring clear and sharp images and videos. This higher resolution allows for better detail compared to standard 1080P cameras, making it easier to identify subjects and events.

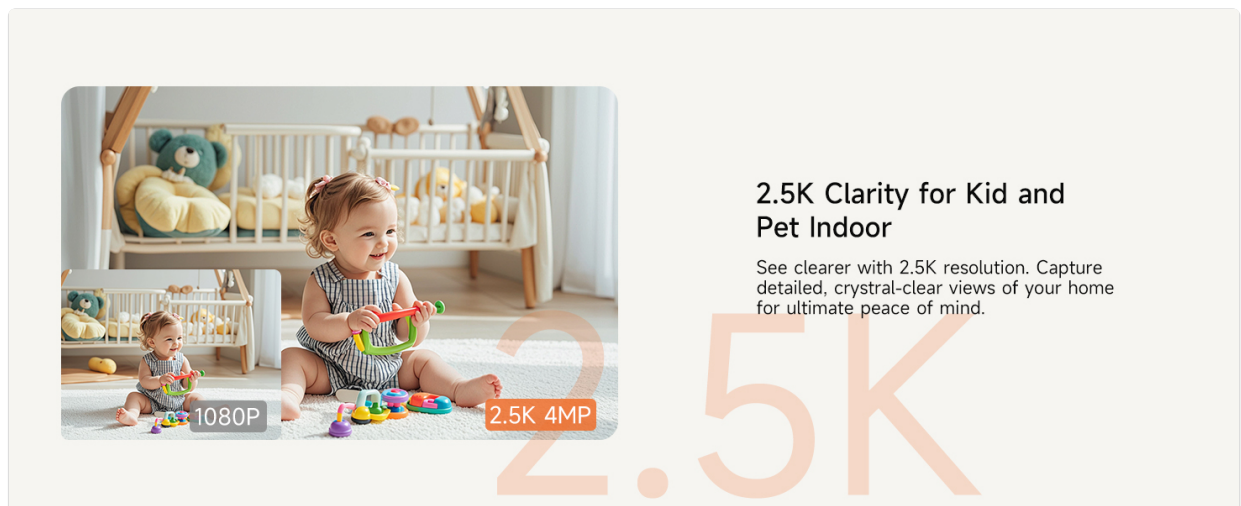


Figure 4: Comparison showing the superior clarity of 2.5K resolution over 1080P.


SMART DETECTION FEATURES

The camera is equipped with advanced AI-powered detection capabilities:

- **Human Detection:** Identifies human presence and sends alerts.
- **Pet Detection:** Recognizes pets and can be configured to send specific alerts.
- **Crying Detection:** Notifies you when a baby's crying sound is detected.
- **Motion Tracking:** The camera can automatically track the movement of detected humans or pets

within its field of view.

These features operate locally, meaning no monthly subscription is required for basic alerts.



The image shows a woman sitting on the floor holding a baby. A camera overlay shows detection alerts: 'Someone appears' at 12:25:30 and 'Crying' at 10:25:50. To the right, there is a 'Local AI No Monthly Fee' logo, the title 'AI-Powered Precise Detection', and a description: 'Crying detection will alert you when your baby needs attention, along with the human/pet detection. CINMOORE unique algorithm ensures precise control, detects more and cares for more.' Below the text are three icons: 'Human' (stick figure), 'Pet' (dog), and 'Crying' (face with tears).


Local AI
No Monthly Fee

AI-Powered Precise Detection

Crying detection will alert you when your baby needs attention, along with the human/pet detection. CINMOORE unique algorithm ensures precise control, detects more and cares for more.

Human Pet Crying

Figure 5: AI-powered precise detection for human, pet, and crying events.



The image shows two children on a rug. Dashed orange lines indicate tracking paths for each child. To the right, there is a title 'Smart AI Tracking More', a description: 'When a person or pet is detected, the camera automatically tracks their movement and provides a complete view of their activities.', and two icons: 'Human Tracking' (stick figure with path) and 'Pet Tracking' (dog with path).

Smart AI Tracking More

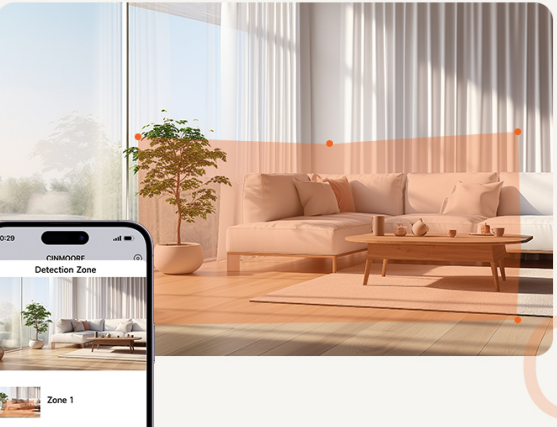
When a person or pet is detected, the camera automatically tracks their movement and provides a complete view of their activities.

Human Tracking Pet Tracking

Figure 6: Smart AI tracking follows detected subjects.

Custom Detection Zones

You can define specific areas within the camera's view to monitor for activity. This helps reduce false alerts from irrelevant areas.



The image shows a living room with a sofa and a coffee table. A semi-transparent orange area is drawn over the sofa, representing a custom detection zone. In the bottom left, a smartphone screen displays the 'Detection Zone' settings interface with a 'Zone 1' label.

Customize Detection Zone

Highlight specific areas in your camera's view to only get alerts that matter most, reduce false alerts from unwanted areas.

Customize

Figure 7: Customize detection zones to focus on important areas.

PRIVACY MODE

To ensure privacy, the camera features a Privacy Mode. When activated through the app, the camera lens will physically rotate to block its view, disabling both video and audio recording. This provides assurance that your privacy is maintained when desired.

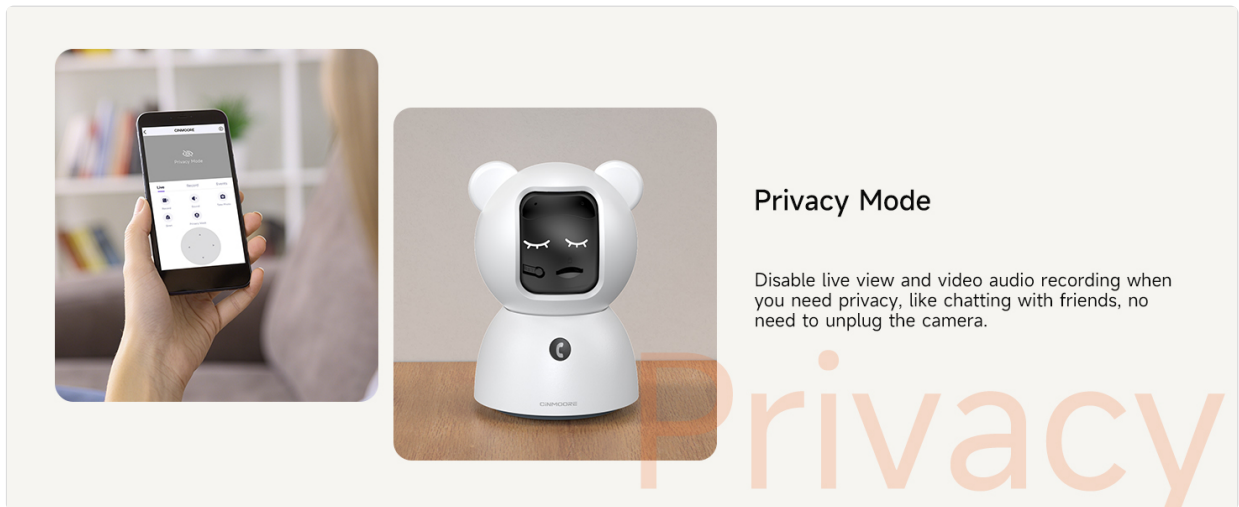


Figure 8: Privacy Mode disables live view and recording.

TWO-WAY AUDIO

The camera includes a built-in speaker and microphone, enabling full-duplex two-way audio communication. This allows you to speak through your smartphone app and be heard through the camera, and also hear sounds from the camera's location in real-time. This is useful for comforting pets, communicating with family members, or deterring intruders.



Figure 9: Two-way audio allows for instant communication.

NIGHT VISION

Equipped with infrared (IR) night vision, the camera provides clear and bright visibility even in complete darkness. This ensures continuous monitoring and protection, day or night, for your home, baby, or pets.



See in the Dark with Clear Night Vision

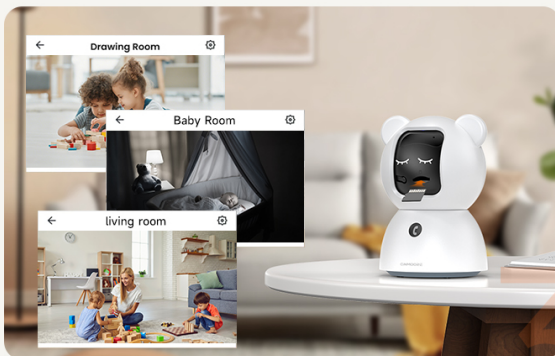
Get clear and bright vision even in low light conditions. Take care of your baby or pet without interruption.

Night

Figure 10: Clear night vision for monitoring in low-light conditions.

LOCAL STORAGE

The camera comes with a pre-installed 32GB microSD card, allowing for 24/7 continuous recording directly on the device. This eliminates the need for monthly cloud storage subscriptions, giving you full control over your footage. The SD card features advanced encryption for privacy and security.



Local Security, No Monthly Fee

Store footage securely on the pre-installed 32GB microSD card, no subscriptions or hidden fees, just full control over your data.

32GB

Figure 11: The camera includes a 32GB microSD card for local storage.

SPECIFICATIONS

Brand	CINMOORE
Model Name	2.5K Indoor Camera
Model Number	C2LU32G
Recommended Uses	Baby Monitoring, Indoor Security, Pet Monitoring, Elderly Care, Office Surveillance
Connectivity Technology	Wired, Wi-Fi
Special Features	2-Way Audio, Cry Detection, Local Recording, Motion Sensor, Night Vision, Auto-Tracking
Indoor/Outdoor Usage	Indoor
Compatible Devices	Smartphone
Controller Type	Amazon Alexa, App
Mount Type	Tabletop Mount, Freestanding
Color	White
Form Factor	Dome
Enclosure Material	Acrylonitrile Butadiene Styrene (ABS)
Water Resistance Level	Water Resistant
Alert Type	Audio and Motion
Effective Still Resolution	4 MP
Video Capture Resolution	2.5K, 4MP
Viewing Angle	360 Degrees
Night Vision Range	33 Feet
Item Dimensions	3 x 3 x 4.5 inches

TROUBLESHOOTING

- **Camera Not Connecting to Wi-Fi:** Ensure your Wi-Fi network is 2.4 GHz. Check that the Wi-Fi password is correct and the camera is within range of your router.
- **No Live View:** Verify the camera is powered on and connected to Wi-Fi. Check your internet connection. Ensure Privacy Mode is not activated.
- **Motion Detection Not Working:** Check the detection settings in the app. Adjust sensitivity levels and ensure detection zones are correctly configured.
- **Poor Video Quality:** Ensure the camera lens is clean. Check your Wi-Fi signal strength, as a weak signal can affect streaming quality.

- **Two-Way Audio Issues:** Check microphone and speaker settings in the app. Ensure your phone's volume is up and there are no obstructions to the camera's speaker/microphone.

WARRANTY AND SUPPORT

Your CINMOORE camera comes with a **12-month protection warranty**. For any issues or inquiries, please contact customer support. We offer **7x24 support** to assist you.

Additionally, a **30-day return policy** is available for your convenience.

Contact Support

For customer support, please email: official@cinmoore.com




Figure 12: Customer and service support information.