

[Manuals.plus](#) /

› [DOOGEE](#) /

› DOOGEE Blade GT AI 5G Rugged Phone User Manual

DOOGEE Blade GT

DOOGEE Blade GT AI 5G Rugged Phone User Manual

Model: **Blade GT** | Brand: **DOOGEE**

1. INTRODUCTION

This manual provides detailed instructions for the safe and efficient use of your DOOGEE Blade GT AI 5G Rugged Phone. The Blade GT is designed for durability and performance, featuring advanced AI capabilities, dynamic LED lighting, and a robust construction.



Image: Front and back view of the DOOGEE Blade GT AI 5G Rugged Phone, highlighting its design and LED light effects.

2. PACKAGE CONTENTS

Verify that all items are present in your product package:

- 1 x DOOGEE Blade GT Rugged Phone
- 1 x Type-C USB Cable
- 1 x Charger (18W)
- 1 x Silk screen printing Protective Film (Pre-applied)
- 1 x Anti-explosion film
- 1 x Phone Case
- 1 x Instruction Book

Protection Your Phone In All Aspects



Image: Illustration of the items included in the DOOGEE Blade GT retail package, such as the phone, charger, cable, and protective accessories.

3. SETUP

3.1 SIM Card and Storage Installation

1. Locate the SIM card tray on the side of the phone.
2. Insert the SIM ejector tool into the small hole next to the tray to open it.
3. Place your Nano-SIM card(s) and/or TF (microSD) card into the designated slots on the tray. Ensure correct orientation.
4. Carefully push the tray back into the phone until it is flush with the device body.

Dynamic Lighting Effects



Music Rhythm



Notifications



Image: Close-up view of the SIM card tray on the DOOGEE Blade GT, illustrating the proper placement for SIM and TF cards.

3.2 Initial Power On

Press and hold the Power button located on the side of the device until the DOOGEE logo appears. Follow the on-screen prompts to complete the initial setup, including language selection, Wi-Fi connection, and Google account setup.

3.3 Charging the Device

Connect the provided Type-C USB cable to the phone's charging port and the other end to the 18W charger. Plug the charger into a power outlet. The phone supports 18W fast charging. A full charge provides approximately 5500mAh of battery capacity.

Show Your Mood Anytime, Anywhere

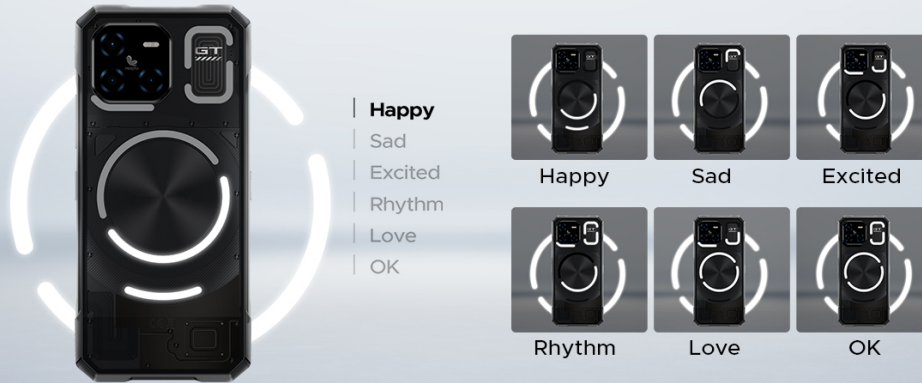


Image: Visual representation of the DOOGEE Blade GT's 5500mAh battery and 18W fast charging capability, along with estimated usage times.

4. OPERATING INSTRUCTIONS

4.1 Basic Navigation

The DOOGEE Blade GT operates on Android 14 and uses standard touchscreen gestures:

- **Tap:** Select an item or open an app.
- **Swipe:** Scroll through screens or lists.
- **Pinch:** Zoom in or out on images and web pages.
- **Long Press:** Access contextual menus or move icons.

4.2 Dynamic LED Light Effects (Light Elf)

The Blade GT features customizable LED lights on its back panel for various functions:

- **Notifications:** Configure LED patterns and colors for incoming calls, messages, and app alerts.
- **Music Rhythm:** The lights can synchronize with music playback, creating dynamic visual effects.
- **Battery Alerts:** LEDs indicate charging status and low battery warnings.
- **Mood Expression:** Choose from various light patterns to reflect your mood.

Access the Light Elf settings in the phone's system menu to customize these effects.

AI Functions

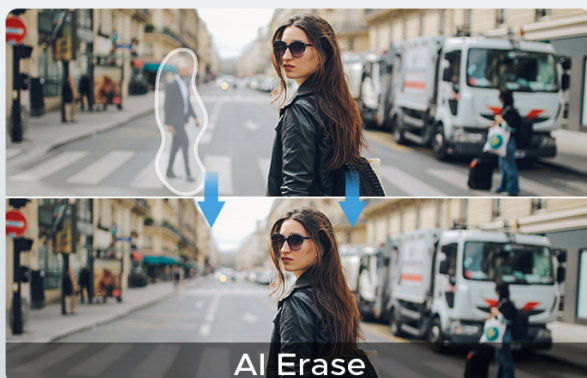


Image: The back panel of the DOOGEE Blade GT displaying LED light patterns for incoming calls and messages.



Image: Various LED light patterns on the DOOGEE Blade GT's back, demonstrating options for expressing different moods like happy, sad, or excited.

4.3 Camera Usage

The Blade GT features a versatile camera system:

- **Rear Camera:** 48MP AI Main Camera, 5MP Wide-angle lens, 0.08MP Photosensitive lens.
- **Front Camera:** 20MP.

Key Camera Features:

- **4K Video Recording:** Capture high-resolution videos.
- **AI Features:** Includes AI Erase (remove unwanted objects), AI Background Replacement, AI Digital Human, and AI Portrait for enhanced photography.
- **Advanced Modes:** HDR, Panorama, Night Mode, Wide-angle Distortion Correction, Slow-motion.

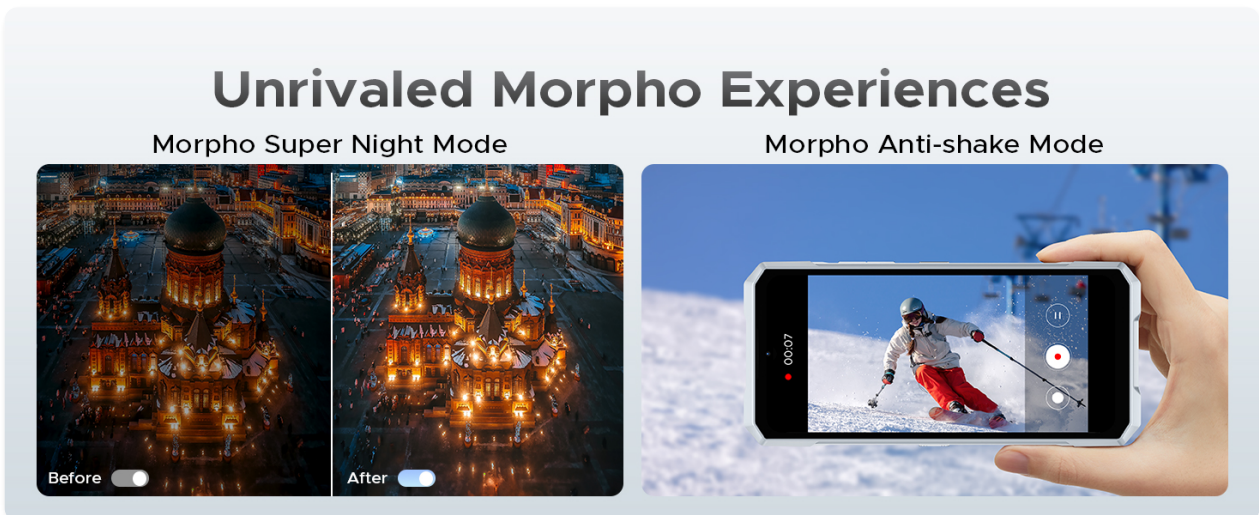


Image: Diagram showing the rear camera module with its 48MP AI Main Camera and 5MP Wide-angle camera, along with the 20MP front camera.

AI Functions




Image: Examples of AI camera functions on the DOOGEE Blade GT, demonstrating AI Erase for object removal and AI Background Replacement.

4.4 Connectivity

The Blade GT supports a range of connectivity options:

- **5G Network:** Compatible with T-Mobile, AT&T, and Verizon. Supported frequency bands include NR: N1/N3/N7/N8/N28/N38/N41/N77/N78/N79; FDD: B1/2/3/4/5/7/8/12/17/18/19/20/25/26/28A/28B/66; TDD: B34/38/39/40/41; WCDMA: B1/2/4/5/8; GSM: B2/3/5/8. Please verify local frequency band compatibility.
- **Wi-Fi 6:** For high-speed wireless internet access.
- **Bluetooth 5.2:** For connecting wireless accessories.
- **NFC:** For contactless payments and data transfer.
- **GPS:** Supports GPS, GLONASS, Galileo, and BeiDou navigation systems.
- **FM Radio:** Built-in FM radio functionality.

The First Rugged Phone With “Light Elf”

DOOGEE Blade GT is a completely new phone model inspired by the ancient oriental philosophy of round sky.



Image: Icons representing various connectivity features and sensors of the DOOGEE Blade GT, including Bluetooth, WiFi6, NFC, FM, and multiple GPS systems.

4.5 Security Features

The device offers multiple security options:

- **Face Unlock:** Use facial recognition to unlock your phone.
- **Fingerprint Sensor:** A side-mounted fingerprint sensor provides quick and secure access.
- **App Lock:** Secure individual applications with a password or biometric authentication.

4.6 Android 14 Features

The DOOGEE Blade GT runs on Android 14, offering enhanced features:

- **System Manager:** Includes tools for Battery Saving Mode, Garbage Removal, and App Freezing to optimize performance.
- **OS Life Enhancements:** Features like Child Mode for parental controls, Screen Attention to keep the screen on while you're looking at it, and Real-time Subtitle for accessibility.
- **Special Modes:** Glove Mode for touchscreen use with gloves, Game Mode for optimized gaming performance, and Super Clipboard for advanced copy-paste functionality.

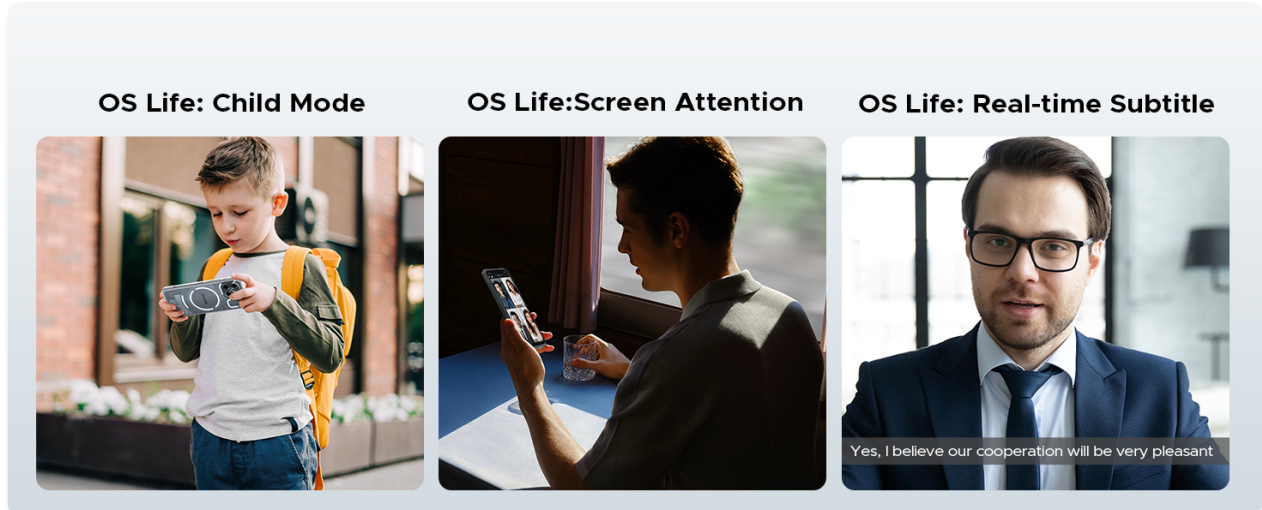


Image: Screenshots illustrating Android 14's System Manager features on the DOOGEE Blade GT, including Battery Saving Mode, Garbage Removal, App Freezing, and App Lock.



Image: Visuals demonstrating additional Android 14 OS Life features on the DOOGEE Blade GT, such as Glove Mode, Game Mode, Battery Management, and Super Clipboard.

5. MAINTENANCE

5.1 Ruggedness and Protection


The DOOGEE Blade GT is built to withstand harsh environments, meeting the following standards:

- **IP68:** Dust and water resistant (submersible up to 1.5 meters for 30 minutes).
- **IP69K:** Resistant to high-pressure, high-temperature water jets.

- **MIL-STD-810H:** Military-grade standard for drop, shock, and extreme temperature resistance.

The phone also features a USB Waterproof Rubber Sleeve to protect the charging port.

Multiframe Noise Reduction



4K Ultra-HD Video Recording



Image: Visuals demonstrating the DOOGEE Blade GT's rugged features, including IP68/IP69K/MIL-STD-810H ratings, physical phone case, and USB waterproof rubber sleeve.

5.2 Cleaning and Care

- Wipe the screen and body with a soft, lint-free cloth.
- Avoid using harsh chemicals or abrasive materials.
- Ensure the USB port cover is securely closed to maintain water resistance.

6. TROUBLESHOOTING

If you encounter issues with your DOOGEE Blade GT, try the following:

- **Phone Not Turning On:** Ensure the battery is charged. Connect the charger and wait a few minutes before attempting to power on.
- **Charging Issues:** Check the charging cable and adapter for damage. Ensure the cable is securely connected to both the phone and the power source.
- **Network Connectivity Problems:** Verify that your SIM card is correctly inserted and activated. Check network settings and ensure airplane mode is off. Restart the phone.
- **App Freezing/Crashing:** Close the problematic app and reopen it. If the issue persists, clear the app's cache or reinstall it.
- **Slow Performance:** Close unnecessary background apps. Use the System Manager's garbage removal feature to clear temporary files.
- **Factory Reset:** As a last resort, you can perform a factory reset through the phone's settings. **Warning: This will erase all data on your device. Back up important data before proceeding.**

7. SPECIFICATIONS

Feature	Specification
Model Name	Blade GT

Operating System	Android 14
Processor	MediaTek Dimensity 7050 (6nm, 2.6 GHz CPU Speed)
RAM	32 GB (12 GB Basic + 20 GB Extended), LPDDR5
Internal Storage	256 GB (Expandable up to 2 TB via TF card)
Display	6.72 Inches FHD+ IPS, 120 Hz Refresh Rate
Rear Camera	48 MP AI Main, 5 MP Wide-angle, 0.08 MP Photosensitive
Front Camera	20 MP
Battery Capacity	5500 mAh
Charging	18W Fast Charging
Dimensions	7.02 x 3.28 x 0.41 inches (10.5mm thickness)
Weight	1.17 pounds (260g)
Connectivity	5G, Wi-Fi 6, Bluetooth 5.2, NFC, OTG
Navigation	GPS, GLONASS, Galileo, BeiDou
Durability	IP68, IP69K, MIL-STD-810H

Slimmest Phone, Easiest Life

260g
Weight

10.5mm
Thickness

Size: 178.5mm*83.5mm*10.5mm



Image: Diagram illustrating the MediaTek Dimensity 7050 processor, highlighting its 6nm architecture and 5G capabilities.

Effortless Storage Multiplied

12 GB + 20 GB Extended RAM

Run up to 20+ apps
LPDDR5

256GB +2TB Expandable ROM

Store 52000 HD photos
Store 40000 lossless music tracks

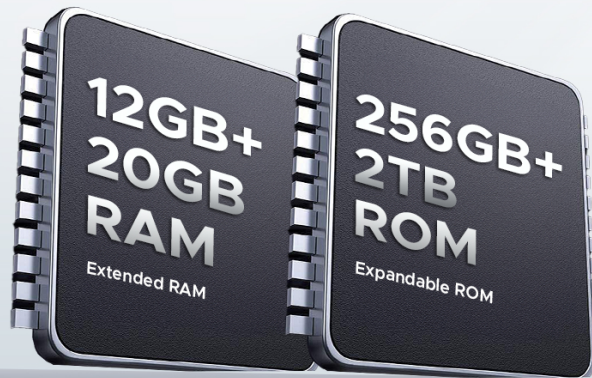


Image: A hand holding the DOOGEE Blade GT, emphasizing its 10.5mm ultra-thin profile and lightweight design (260g).

8. WARRANTY AND SUPPORT

The DOOGEE Blade GT comes with a **2-year warranty**. Additionally, DOOGEE provides **lifetime technical support** for this product. For any inquiries or assistance, please contact DOOGEE official service. Responses are typically provided within 24 hours.