

## Ballu NCA1-4.4-WHITE

# Ballu Convection Panel Space Heater Instruction Manual

Model: NCA1-4.4-WHITE

## INTRODUCTION

Thank you for choosing the Ballu Convection Panel Space Heater. This manual provides essential information for the safe and efficient operation of your new heater. This 1500W electric heater is designed for indoor use, offering quiet, efficient warmth with smart control options. Its fanless design ensures a comfortable, non-drying heat experience.



Image: The Ballu Convection Panel Space Heater shown with its remote control and a smartphone displaying the control app interface.

## SAFETY INFORMATION

Your Ballu Space Heater is equipped with multiple safety features to ensure safe operation:

- **Insulated Alloy Case:** Provides protection against heat.
- **V0-Rated Flame-Retardant Power Cord and Plug:** Designed for fire safety.
- **Built-in Smart Tip-Over Protection:** Automatically shuts off the heater if it is accidentally knocked over (activates at 45° tilt).
- **Overheat Protection:** Prevents the unit from overheating.
- **Child Lock:** Prevents unintended changes to settings.

**Important:** Do not cover the heater. Ensure adequate clearance from walls, furniture, and other combustible materials. Always unplug the heater when not in use or before cleaning.



Image: A visual representation of the heater's safety mechanisms, including overheat protection, tip-over protection, V0 flame protection, and a cooler power cord.

## PACKAGE CONTENTS

Please check the package for the following items:

- Ballu Convection Panel Space Heater Unit
- Remote Control (requires 2 AAA batteries, not included)
- Portable Casters (for freestanding use)
- Wall-Mount Accessories (anchors and screws)
- Dust-Proof Storage Cover

- [Instruction Manual](#)

## SETUP AND INSTALLATION

---

The Ballu Convection Panel Space Heater offers flexible installation options:

### Freestanding Installation

For freestanding use, simply attach the portable casters to the bottom of the heater. No additional tools are required for this step. The casters allow for easy movement across various floor types, including hardwood and carpet.

### Wall-Mount Installation

If you prefer to save floor space, the heater can be easily wall-mounted using the included accessories. The slim design ensures the heater sits only about 4 inches off the wall. The back of the unit features integrated brackets for secure mounting.

# Enjoy the absolutely Silence

## Feel the Warmth

**7/24**  
Schedule

**24 h**  
Timer



Fan heater  
**65dB**

**Ballu**  
**0dB**

Library  
**45dB**

Image: The Ballu heater displayed in both wall-mounted and freestanding configurations, highlighting its versatile design.

### Dimensions

- **Product Dimensions:** 4"D x 27"W x 16"H
- **Height with Casters:** Approximately 19 inches
- **Width with Casters:** Approximately 27 inches
- **Distance from Wall (when mounted):** Approximately 4 inches
- **Power Cord Length:** Approximately 6 feet

### Installation Video

Your browser does not support the video tag.



Video: This video demonstrates the unboxing and installation options for the Ballu Convection Panel Space Heater, including both freestanding with casters and wall-mounted configurations. It highlights the ease of setup and the slim design when wall-mounted.

## OPERATING INSTRUCTIONS

---

The Ballu heater offers multiple ways to control its functions:

### Digital Control Panel

The integrated digital panel on the top of the heater allows for direct temperature adjustments and mode selection. Use the up/down arrows to set your desired temperature and the 'Mode' button to cycle through heating modes.

### Remote Control

The included remote control provides convenient access to all heater functions from a distance. Features include power on/off, temperature adjustment, mode selection (Boost, Comfort, Eco), light on/off for the display, child lock activation, and timer settings.

### Heating Modes

- **Boost Mode (Red Indicator):** Provides rapid heating at 1500W to quickly reach the maximum temperature of 86°F.
- **Comfort Mode (Yellow/Orange Indicator):** Maintains a comfortable temperature within the range of 40°F to 86°F.
- **Eco Mode (Green Indicator):** Optimizes energy consumption while maintaining warmth within the 40°F to 86°F range.

### Timer Function

Set a timer for the heater to automatically turn off after a specified duration. This can be configured via the remote control or the mobile app.

## SMART FEATURES & CONNECTIVITY

---

Enhance your heating experience with smart connectivity:

### WiFi App Control

Connect your Ballu heater to your home's 2.4G WiFi network and control it remotely via the dedicated mobile app. The app allows for:

- **Temperature Memory Mode:** Remembers your preferred settings.
- **Adjustable Sensor for Room Size:** Calibrate the sensor temperature by setting the room size (Small, Medium, Large, Extra Large) for optimized heating.
- **Personalized Scheduling:** Create 24/7 schedules with multi-combination and savable presets.
- **Light Off:** Turn off the digital display light for undisturbed sleep.
- **Current Power Display:** Monitor energy usage.

# HEDGEHOG Heating Element



Patented  
technology

136%  
Heating Volume

2 WTY  
Year

25 Year  
Service Life\*

\*Heating element

Image: A person using a smartphone app to control the Ballu heater, with icons indicating compatibility with Google Assistant and Alexa.

## Voice Control with Alexa

Integrate your heater with Alexa for effortless voice control, allowing you to adjust settings without touching the unit or your phone.

## Intelligent Thermal Control

The heater features an exposed temperature sensor, an adjustable thermostat, and a highly efficient all-aluminum Hedgehog Heating Element. These components work together with a built-in algorithm to maintain consistent warmth while optimizing energy use, potentially leading to up to 37% energy cost savings.

# External Sensor Save Your Bill



**Patented**  
technology

XL

L

M

S

**Adjustable Sensor**  
for room size



Image: A detailed view of the heater's control panel and internal sensor, emphasizing its patented technology for precise temperature control and energy efficiency.

## Smart Features Video

Your browser does not support the video tag.

Video: This video illustrates the smart control features of the Ballu Convection Panel Space Heater, including temperature adjustment, mode selection (Boost, Comfort, Eco), and scheduling via the mobile app. It also shows the digital display and remote control functionality.

## MAINTENANCE

To ensure optimal performance and longevity of your Ballu heater:



- **Cleaning:** Ensure the heater is unplugged and completely cool before cleaning. Use a soft, dry cloth to wipe the exterior. Do not use abrasive cleaners or allow water to enter the unit.
- **Storage:** When not in use, especially during warmer seasons, cover the heater with the provided dust-proof storage cover to prevent dust accumulation. This helps avoid a 'dust smell' when reactivating the heater.
- **Quiet Operation:** The fanless design ensures quiet operation (0dB), eliminating the need for fan-related maintenance.
- **Non-Drying Heat:** The convection heating method provides gentle, consistent warmth without drying out the air.

## TROUBLESHOOTING

If your heater is not functioning as expected, please refer to the following common solutions:

- **Heater Not Turning On:** If the heater does not turn on, it may be due to the overheat protection or tip-over protection being activated. Unplug the power cord, wait for 15 minutes to allow the unit to cool down, and then press the safety reset button (located on the back of the unit, if applicable) before plugging it back in.
- **No Heat Output:** Ensure the desired temperature setting is higher than the current room temperature. Check that the heater is plugged into a functioning 120V outlet.
- **Inconsistent Heating:** Verify that the room size setting in the app is correctly configured for your space. Ensure there are no obstructions blocking the heat output.
- **Remote Control Not Responding:** Check and replace the AAA batteries in the remote control. Ensure there are no obstructions between the remote and the heater.
- **App Connectivity Issues:** Ensure your heater is within range of your 2.4G WiFi network. Restart your router and the heater, then attempt to reconnect via the app.






## SPECIFICATIONS

Brand	Ballu
Model Number	NCA1-4.4-WHITE
Color	Standard White
Product Dimensions	4"D x 27"W x 16"H
Item Weight	9.5 pounds
Voltage	120 Volts
Amperage	12.5 Amps
Heating Coverage	250 sq ft (Primary) / Over 500 sq ft (Secondary)
Min Temperature Setting	40 Degrees Fahrenheit
Max Temperature Setting	86 Degrees Fahrenheit
Burner Type	Hedgehog Heating Element
Special Features	Bladeless, Child Lock, Digital Display, Energy Efficient, Fast Heating, Flame Resistant, Noiseless, Overheat Protection, Programmable Thermostat, Tip-Over Protection, Wi Fi Enabled

## WARRANTY AND SUPPORT

The Ballu Convection Panel Space Heater is backed by a **2-year warranty**, ensuring your purchase is well-supported for added peace of mind. For any inquiries, technical assistance, or warranty claims, please refer to the contact information provided in your product packaging or visit the official Ballu website.


### Related Documents - NCA1-4.4-WHITE

 <p>Product instruction manual NCA1-4.5-PRO FABRIC HEATER NCA1-4.5-PRO FABRIC HEATER</p> <p>Need Help? Contact us to get expert support. BalluCustomerService@gmail.com www.Ballu-Service.com</p>	<p><a href="#">Ballu NCA1-4.5-PRO Convection Heater: User Manual &amp; Operating Guide</a></p> <p>Comprehensive user manual for the Ballu NCA1-4.5-PRO convection heater, covering installation, operation, safety, troubleshooting, app control, and warranty information.</p>
 <p>Product instruction manual NCA1-4.OEF-HEATER NCA1-4.OEF-HEATER NCA1-4.OEF-HEATER</p> <p>For the control panel of the product, visit the user manual website to verify the safety. https://ballu.com/</p>	<p><a href="#">Ballu Convection Heater NCA1-4.OEF User Manual</a></p> <p>Comprehensive user manual for the Ballu Convection Heater NCA1-4.OEF, covering installation, operation, safety instructions, troubleshooting, and warranty information.</p>
 <p>Product instruction manual NCA1-4.OEF-HEATER NCA1-4.OEF-HEATER NCA1-4.OEF-HEATER</p> <p>For the control panel of the product, visit the user manual website to verify the safety. https://ballu.com/</p>	<p><a href="#">Ballu NCA1-4.OEF Series Convection Heater: Product Instruction Manual</a></p> <p>Comprehensive instruction manual for the Ballu NCA1-4.OEF series convection heaters, covering components, installation, operation, troubleshooting, safety, and warranty. Learn how to safely and effectively use your Ballu heater.</p>
 <p>Product instruction manual NCA1-4.3-HEATER NCA1-4.3-HEATER</p> <p>Need Help? Contact us to get expert support. BalluCustomerService@gmail.com www.Ballu-Service.com</p>	<p><a href="#">Ballu NCA1-4.3 Heater: Instruction Manual, Features, and Support</a></p> <p>Comprehensive instruction manual for the Ballu NCA1-4.3-WHITE and NCA1-4.3-BLACK convection heaters. Includes installation guides, safety instructions, operating procedures, app control, troubleshooting, warranty, and support information.</p>
 <p>Quick start guide Ballu</p>	<p><a href="#">Ballu Quick Start Guide: Convection Space Heater - Setup and Operation</a></p> <p>Get started quickly with your Ballu convection space heater. This guide covers component identification, foot installation, control panel operation, mode selection (Boost, Comfort, Eco), timer functions, and safety instructions for efficient and safe heating.</p>

**Ballu®**

Product instruction manual

NCA2-4.3-WHITE  
NCA2-4.3-BLACK



Need Help?

Contact us to get expert support.

 [BalluCustomerService@gmail.com](mailto:BalluCustomerService@gmail.com)

 [www.Ballu-Service.com](http://www.Ballu-Service.com)

### [Ballu NCA2-4.3-WHITE/BLACK Convection Heater: User Manual & Instructions](#)

Comprehensive user manual for the Ballu NCA2-4.3-WHITE and NCA2-4.3-BLACK convection heaters. Includes installation guides, operating instructions, safety precautions, troubleshooting, app control, and warranty information.