

Garvee 6PlcquejWGDoevXbkmyDJgjQ6H

Garvee 2 Zone Mini Split AC/Heating System User Manual

Model: 28000 BTU (12K+12K) | Brand: Garvee

1. SAFETY INFORMATION

Please read all safety warnings and instructions carefully before installing, operating, or performing maintenance on this appliance. Failure to follow these instructions may result in electric shock, fire, property damage, or personal injury.

- Installation must be performed by a qualified and certified HVAC professional in accordance with all local and national electrical and building codes.
- Ensure the power supply matches the unit's specifications (208-230V). Always disconnect power before servicing or cleaning the unit.
- Do not insert fingers or objects into the air inlet/outlet.
- This appliance contains refrigerant. Do not attempt to repair or modify the refrigerant circuit yourself.
- Keep packaging materials out of reach of children.
- Ensure proper grounding to prevent electrical shock.

2. PRODUCT OVERVIEW

The Garvee 2 Zone Mini Split AC/Heating System provides efficient and versatile climate control for multiple rooms. This system includes two indoor units and one outdoor condenser, allowing for independent temperature management in different areas.

Key Features:

- **Multi-Room Control:** Independently control two zones with a single outdoor unit.
- **4-in-1 Functionality:** Offers Cooling, Heating, Dehumidification, and Fan modes.
- **All-Climate Performance:** Inverter heat pump technology provides powerful heating down to -4°F and cooling up to 122°F.
- **Energy Efficient:** ETL & AHRI certified, designed to reduce energy consumption by up to 30%.
- **Ultra-Quiet Operation:** Operates at a low noise level of 28-45 dBA, ideal for bedrooms and quiet spaces.
- **Smart Features:** Includes auto-defrost, 4-way swing, sleep mode, and mute function. Compatible with WiFi 2.0, Amazon Alexa, and Google Home.



Figure 2.1: Overview of the Garvee 2 Zone Mini Split System, showing two indoor units, one outdoor condenser, remote controls, and connection lines.


4-IN-1


Smart Mini Split
Air Conditioner
Heat Pump System



 Cool Cools to as low as 61°F	 Heat Heats to as high as 88°F
 Fan Low / Medium / High / Auto Speed	 Dry Dehumidification

 **WIFI 2.0**

 Download on the
APP Store

 GET IN ON
Google Play

 WORKS WITH
amazon alexa


 WORKS WITH
Google Home

Figure 2.2: Illustration of the system's 4-in-1 functionality (Cool, Heat, Fan, Dry) and compatibility with WiFi 2.0, Amazon Alexa, and Google Home.

WINDS UP TO 50 FT 4D AIR SURROUND



Figure 2.3: Diagram illustrating the 4D air surround feature, showing air distribution up to 50 feet for comprehensive room coverage.



Figure 2.4: Visual representation of the ultra-quiet operation, highlighting low noise levels during sleep mode and general use.

3. SETUP AND INSTALLATION

The Garvee 2 Zone Mini Split AC/Heating System requires professional installation. Attempting to install the unit without proper certification and tools may void the warranty and lead to safety hazards.

Components Included in the Kit:

- 2 x Indoor Units (12,000 BTU each)
- 1 x Outdoor Condenser Unit (28,000 BTU total capacity)
- 2 x Remote Controls
- 2 x 16.4-foot (5-meter) Line Sets (pre-charged)
- Installation Kit (basic components)

Note: Additional copper tubing and power cords may be required depending on your specific installation needs. Consult

with your certified installer for a complete list of necessary materials.

4. OPERATING INSTRUCTIONS

The system can be operated using the provided remote controls or via smart device integration.

Operating Modes:

- **Cool Mode:** For cooling the room. Temperature can be set as low as 61°F.
- **Heat Mode:** For heating the room. Temperature can be set as high as 88°F.
- **Dry (Dehumidification) Mode:** Reduces humidity in the air.
- **Fan Mode:** Circulates air without heating or cooling. Fan speed can be set to Low, Medium, High, or Auto.
- **Turbo Mode:** Provides rapid cooling or heating for quick temperature changes.

Special Functions:

- **Auto-Defrost:** Automatically thaws ice buildup on the outdoor unit during heating operation in cold weather.
- **4-Way Swing:** Adjusts the airflow direction horizontally and vertically for optimal distribution.
- **Sleep Mode:** Adjusts temperature and fan speed for comfortable sleep while conserving energy.
- **Mute Function:** Reduces operational noise for a quieter environment.
- **Timer Function:** Set the unit to turn on or off automatically within a 0.5-24 hour period.

Smart Control:

The system supports WiFi 2.0 connectivity, allowing control via a dedicated mobile application. It is also compatible with Amazon Alexa and Google Home for voice control and integration into smart home ecosystems. Refer to the app's instructions for pairing and setup.

5. MAINTENANCE

Regular maintenance ensures optimal performance and longevity of your Garvee Mini Split system. Always disconnect power before performing any maintenance.

Air Filter Cleaning:

- The air filters in the indoor units should be cleaned every two weeks or more frequently depending on usage and air quality.
- Open the front panel of the indoor unit and remove the filters.
- Wash filters with lukewarm water and mild detergent, or vacuum them to remove dust.
- Allow filters to dry completely before reinserting them.

Outdoor Unit Maintenance:

- Keep the area around the outdoor unit clear of debris, leaves, and snow to ensure proper airflow.
- Periodically clean the outdoor coil fins with a soft brush or vacuum cleaner. Be careful not to bend the fins.
- Ensure the condensate drain line is not clogged.

For detailed cleaning of internal components or refrigerant checks, contact a qualified service technician.

6. TROUBLESHOOTING

This section provides solutions for common issues you might encounter. If the problem persists, contact customer support.

Problem	Possible Cause	Solution
Unit does not turn on	No power; Remote control batteries dead; Circuit breaker tripped.	Check power supply; Replace remote batteries; Reset circuit breaker.
Insufficient cooling/heating	Dirty air filters; Blocked outdoor unit; Incorrect mode setting; Low refrigerant.	Clean air filters; Clear obstructions from outdoor unit; Select correct mode; Contact service technician for refrigerant check.
Unusual noise	Loose parts; Obstruction in fan; Unit not level.	Check for loose components; Remove obstructions; Ensure unit is level; Contact service if noise persists.
Water leakage from indoor unit	Clogged drain pipe; Improper installation.	Clear drain pipe; Contact professional installer for inspection.

7. SPECIFICATIONS

Detailed technical specifications for the Garvee 2 Zone Mini Split AC/Heating System.

Specification	Value
Brand	Garvee
Model Name	MO0CESWK7
Cooling Capacity	28000 BTU (12K+12K)
Heating Capacity	28000 BTU/h
SEER2 Rating	20 SEER2
Power Supply	208-230V~/60Hz/1PH
Max Input Power	2020W
Annual Energy Consumption	1980 Watts
Noise Level (Indoor)	28-45 dBa
Noise Level (Outdoor)	62 dB
Refrigerant Type	R454B
Indoor Machine Size	34.84 x 14.41 x 10.94 inches
Outdoor Machine Size	40.23 x 32.87 x 18.89 inches
Item Weight	172 pounds
Installation Type	Split System
Color	White



Figure 7.1: Dimensional specifications for the indoor and outdoor units.

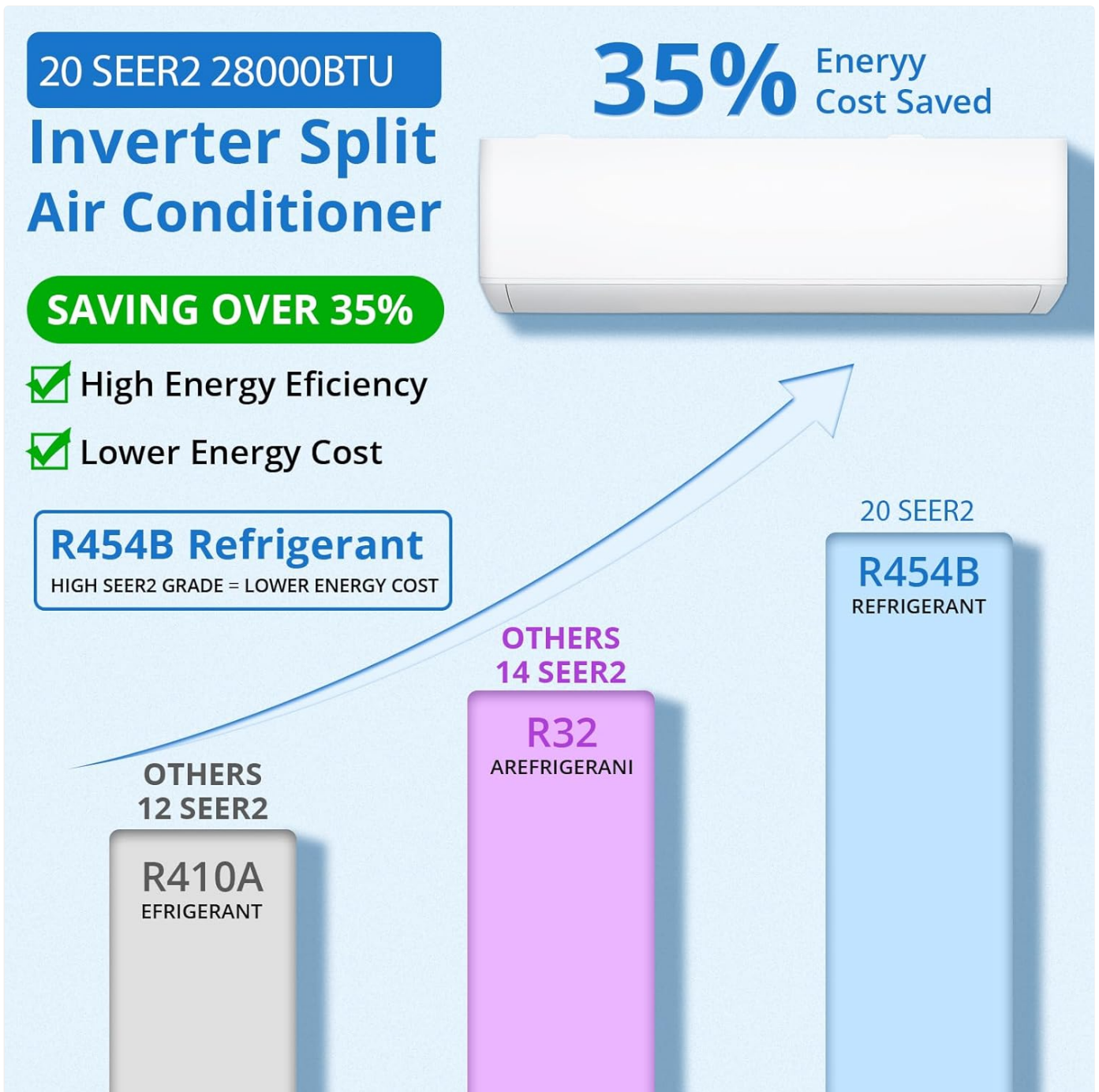


Figure 7.2: Comparison highlighting the 20 SEER2 rating and R454B refrigerant for energy cost savings.

8. WARRANTY AND SUPPORT

Garvee is committed to customer satisfaction. For specific warranty terms and conditions, please refer to the warranty card included with your product or contact Garvee customer support directly. Professional installation is required to ensure warranty validity.

Customer Support:

For any questions, technical assistance, or service requests, Garvee offers 24/7 customer support. Please have your model number and purchase information ready when contacting support.

Contact Information: Please visit the official Garvee website or refer to your product packaging for the most current contact details.



Garvee © 2025. All rights reserved.