

LIGE EF13-E

LIGE EF13-E Military Smart Watch User Manual

Model: EF13-E

1. INTRODUCTION

This manual provides detailed instructions for the setup, operation, maintenance, and troubleshooting of your LIGE EF13-E Military Smart Watch. Please read this manual thoroughly before using your device to ensure proper functionality and to maximize your user experience.



Figure 1: LIGE EF13-E Military Smart Watch Overview

2. WHAT'S IN THE BOX

Upon opening your LIGE EF13-E package, you should find the following items:

- LIGE EF13-E Smart Watch
- Magnetic Charger Cable
- Stainless Steel Watch Strap
- Silicone Watch Strap
- Watch Strap Adjustment Tool
- User Manual



Silicone Watch Strap



Stainless Steel Watch Strap

3. SETUP GUIDE

3.1 Initial Charging

Before first use, ensure your smartwatch is fully charged. Connect the magnetic charging cable to the charging points on the back of the watch and plug the USB-A end into a compatible power source. The watch will automatically power on once charging begins.

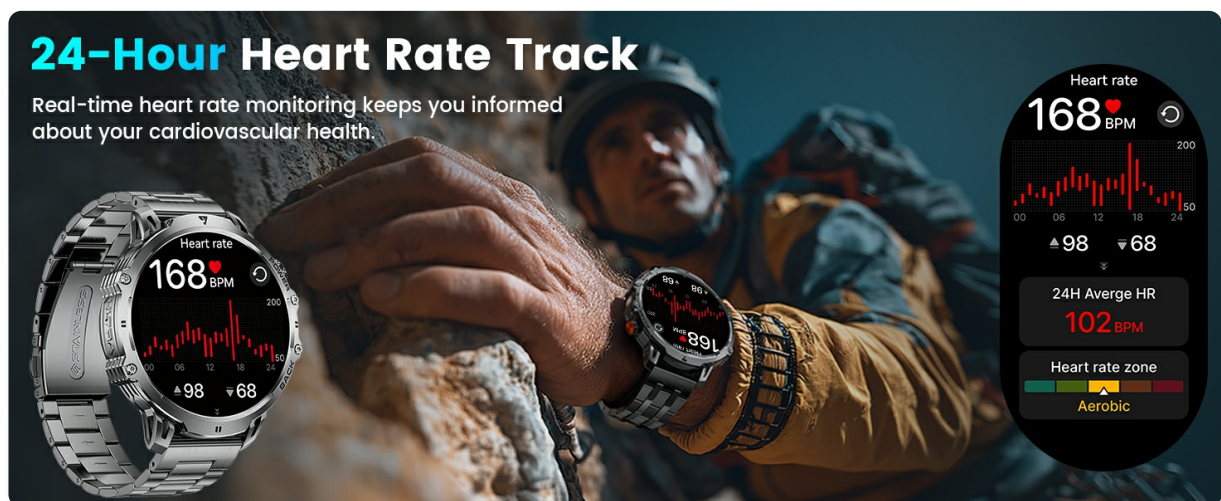


Figure 2: Magnetic Charging Connection

3.2 App Installation and Pairing

To unlock the full functionality of your LIGE EF13-E Smart Watch, you need to install the companion application, "FitCloudPro," on your smartphone (Android 4.4+ or iOS 8.0+).

1. Scan the QR code displayed on the watch screen or in the user manual to download the "FitCloudPro" app from the Google Play Store or Apple App Store.
2. Enable Bluetooth on your smartphone.
3. Open the "FitCloudPro" app, navigate to the "Device" section, and tap "Bind Device" or "Add New Device."
4. Select "EF13" from the list of available devices.
5. Confirm the pairing request on both your smartphone and the smartwatch.
6. Grant necessary permissions within the app for notifications, contacts, and call logs to ensure full functionality.



Figure 3: App Installation and Pairing Steps

Your browser does not support the video tag.

Video 1: LIGE EF13 Smartwatch Setup and Features Overview

4. BAND INSTALLATION AND ADJUSTMENT

Your LIGE EF13-E Smart Watch comes with two interchangeable bands: a silicone band for sports and a stainless steel band for formal occasions. Both are designed for easy attachment and removal.

4.1 Attaching Bands

To attach a band, align the spring bar with the lug holes on the watch body. Push the spring bar inwards and slide the band into place, then release the spring bar to secure it. Ensure both ends are firmly locked.

4.2 Adjusting the Stainless Steel Band

The stainless steel band can be adjusted using the provided tool to remove or add links for a comfortable fit. Insert the tool's pin into the small holes on the side of the links, push to release the pin, and remove the desired number of links. Reassemble by inserting the pins back into the links.

Powerful LED Flashlight

Your Light, Always Within Reach.



Figure 4: Stainless Steel Band Adjustment

5. OPERATING THE SMART WATCH

The LIGE EF13-E features a 1.85-inch HD full-touch screen for intuitive navigation and a built-in LED flashlight for convenience.

5.1 Display Navigation

- **Swipe Up/Down:** Access quick settings or notifications.
- **Swipe Left/Right:** Navigate through various widgets such as activity data, heart rate, blood oxygen, and weather.
- **Press Side Button:** Return to the home screen or access the main menu.

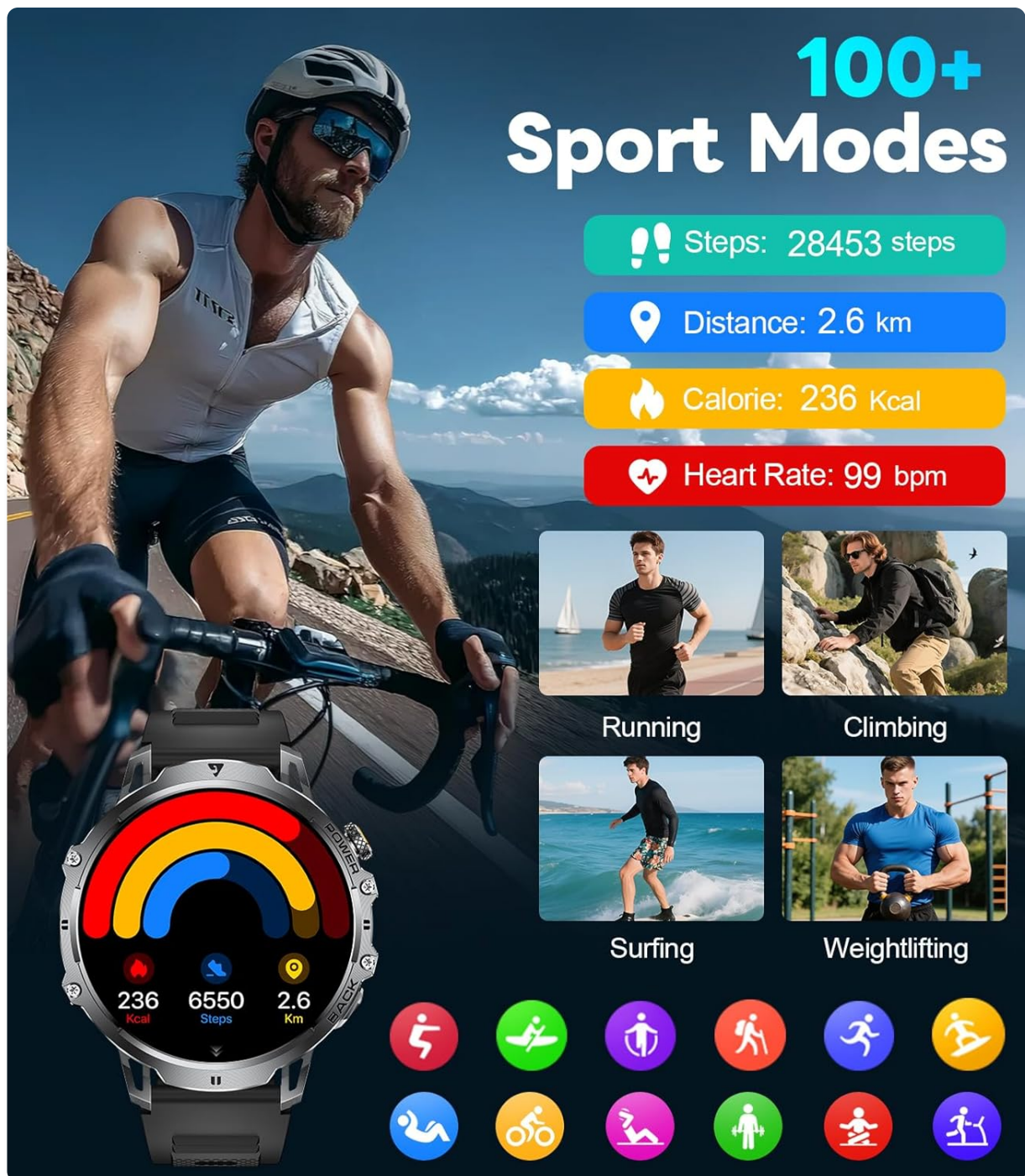


Figure 5: Watch Face and Menu Navigation

5.2 Bluetooth Calls & Notifications

Once paired with your smartphone, the watch allows you to manage calls and receive notifications directly on your wrist.

- **Making/Receiving Calls:** Use the built-in microphone and speaker to make or answer calls without taking out your phone.
- **Message Alerts:** Receive real-time notifications for SMS, WhatsApp, and other social media apps.



Figure 6: Bluetooth Calling and Message Notifications

5.3 Health Monitoring

The EF13-E continuously monitors key health metrics:

- **Heart Rate:** 24/7 heart rate tracking.
- **Blood Oxygen:** Monitors SpO2 levels.
- **Sleep Quality:** Tracks deep sleep, light sleep, and awake time to help improve sleep habits.

Military Grade Standard



Dustproof



Anti-impact



-40°C~70°C
Harsh Condition



Anti-fluid
Conosion



Figure 7: Health Monitoring Features

5.4 Sports Modes

With over 110 sports modes, the watch accurately tracks calories, distance, and steps for various activities, from running and cycling to strength training.

All-in-One Smart Assistant on Your Wrist



Figure 8: 110+ Sports Modes Tracking

5.5 Additional Features

The smartwatch also includes a range of practical tools:

- **Built-in LED Flashlight:** Provides illumination in dark environments.
- **Music Control:** Manage music playback on your smartphone.
- **Weather Updates:** Get current weather information.
- **Stopwatch & Alarm:** Essential timekeeping functions.
- **Voice Assistant:** Interact with your device using voice commands.
- **Camera Control:** Remotely trigger your smartphone's camera.
- **Mini-Games:** Two built-in games for entertainment.

1.85 Inch Ultra HD Display



Colour Accuracy



360*360 Pixel



Full touch screen



1.85"
Screen



VS



1.43"
Screen

Figure 9: Powerful LED Flashlight

6. MAINTENANCE

To ensure the longevity and optimal performance of your LIGE EF13-E Smart Watch, follow these maintenance guidelines:

- **Cleaning:** Regularly wipe the watch screen and bands with a soft, dry cloth. For stubborn dirt, use a slightly damp cloth and mild soap, then dry thoroughly.
- **Water Resistance:** The watch is rated for 5ATM water resistance, making it suitable for swimming and showering. However, avoid hot water, steam, or prolonged submersion in deep water. Do not press buttons underwater.
- **Charging:** Use only the provided magnetic charging cable. Avoid exposing the charging contacts to metal objects to prevent short circuits.
- **Storage:** Store the watch in a cool, dry place away from direct sunlight and extreme temperatures.
- **Avoid Chemicals:** Do not expose the watch to strong chemicals, solvents, or detergents, as these

can damage the materials.

7. TROUBLESHOOTING

If you encounter issues with your LIGE EF13-E Smart Watch, refer to the following common solutions:

- **Watch not turning on:** Ensure the watch is fully charged. Connect it to the charger and wait a few minutes.
- **Cannot pair with smartphone:**
 - Ensure Bluetooth is enabled on your phone and the watch is within range.
 - Restart both your phone and the watch.
 - Check if the "FitCloudPro" app has all necessary permissions.
 - Try unbinding and re-pairing the device through the app.
- **Notifications not received:**
 - Verify that "Push Notifications" are enabled in the "FitCloudPro" app for specific applications.
 - Check your phone's notification settings to ensure the app is allowed to send notifications.
 - Ensure the watch is connected via Bluetooth.
- **Inaccurate health data:**
 - Ensure the watch is worn snugly on your wrist, not too tight or too loose.
 - Clean the sensors on the back of the watch.
 - Avoid excessive movement during measurements.
- **Short battery life:**
 - Reduce screen brightness and screen-on time.
 - Disable unnecessary features like continuous heart rate monitoring if not needed.
 - Ensure the watch is fully charged before use.

8. SPECIFICATIONS

Model Number	EF13-E
Brand	LIGE
Display Size	1.85 Inches HD TFT (360x360 resolution)
Battery Capacity	1000 mAh Lithium Polymer
Standby Time	Up to 65 Days
Normal Use Time	Over 19 Days
Water Resistance	5ATM

Connectivity	Bluetooth
Operating System Compatibility	Android 4.4+ and iOS 8.0+
Memory Storage Capacity	256 MB
Special Features	1.85" Large HD Screen, 5ATM Waterproof, 1000 mAh Battery, 110+ Sport Modes, Sleep Monitor, Alarm Clock, Music Player, Sedentary Reminder, Activity Tracker, Calorie Tracker, Distance Tracker, Multisport Tracker, Bluetooth calls, Notifications, Weather Forecast, Built-in LED Flashlight, Voice Assistant, Camera Control, Mini-Games.
Item Weight	9.6 ounces
Dimensions	8.07 x 3.66 x 0.91 inches



Figure 10: 1.85 Inch Ultra HD Display

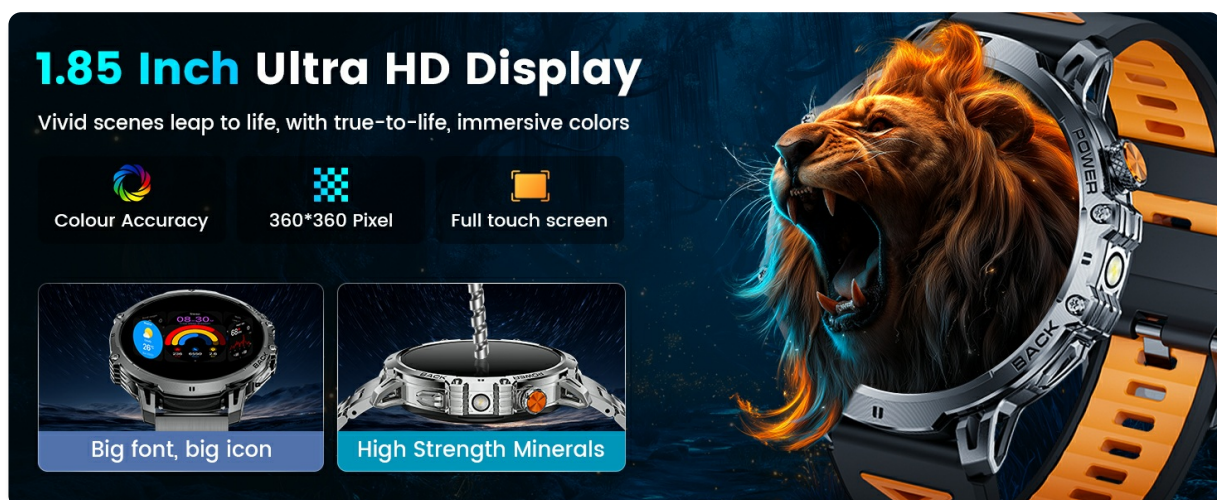


Figure 11: Military Grade Standard Durability






9. WARRANTY AND SUPPORT

LIGE is committed to ensuring your satisfaction. If you have any questions, require support, or encounter

any issues with your LIGE EF13-E Smart Watch, please do not hesitate to contact our customer service team. Refer to the contact information provided in your product packaging or on the official LIGE website for assistance.

© 2025 LIGE. All rights reserved.

Related Documents - EF13-E

	<p>LIGE Smartwatch User Manual: Features, Operation, and Troubleshooting</p> <p>A comprehensive guide to operating your LIGE smartwatch, covering product specifications, button and screen controls, app connection, health monitoring features, and frequently asked questions.</p>
	<p>LIGE Sports Smart Watch User Manual</p> <p>User manual for the LIGE Sports Smart Watch, detailing setup, pairing with the FitCloudPro app, watch functions like step counting, heart rate monitoring, sleep tracking, weather, music control, and message notifications. Includes app features such as data synchronization and customizable watch faces.</p>
	<p>LIGE Smart Watch User Manual and Guide</p> <p>Official user manual for the LIGE Smart Watch, providing instructions on setup, features, health tracking, fitness modes, and connectivity for Android and iOS devices.</p>
	<p>LIGE Smartwatch User Manual and Product Information</p> <p>Comprehensive guide for the LIGE Smartwatch, covering setup, features, and support information. Learn how to adjust your strap and access tutorials.</p>
	<p>LIGE BW0459 Smart Watch: Quick Start Guide and Features</p> <p>Comprehensive guide to the LIGE BW0459 Smart Watch, covering setup, features like heart rate monitoring, sleep tracking, exercise modes, and app connectivity. Learn how to download the app, connect your device, and utilize its functions.</p>



[LIGE Smartwatch User Manual: Features, Setup, and Operation](#)

Comprehensive guide to the LIGE smartwatch, covering app download, connection, features like step tracking, sleep monitoring, heart rate, blood pressure, notifications, sports modes, and device settings.