

Manuals+

[Q & A](#) | [Deep Search](#) | [Upload](#)

manuals.plus /

> [Motorola](#) /

> [Motorola Moto G56 5G Ai Smartphone User Manual \(Model XT2529-1\)](#)

Motorola XT2529-1

Motorola Moto G56 5G Ai Smartphone User Manual

Model: XT2529-1

1. INTRODUCTION

This manual provides essential information for the proper use and maintenance of your Motorola Moto G56 5G Ai smartphone. Designed for durability and performance, this device features IP68 and IP69 protection, a 6.7-inch FHD+ display, a 50MP camera system, and a robust MediaTek Dimensity 7060 processor. Please read this guide thoroughly to ensure optimal performance and longevity of your device.



Image: Front and rear view of the Motorola Moto G56 5G Ai smartphone in Gray Mist.

2. WHAT'S IN THE BOX

Verify that all items are present in your product packaging:

- Motorola Moto G56 5G Ai Smartphone
- Protective Phone Case
- Power Adapter (33W)
- USB Type-C Cable

¿Qué incluye la caja?



MotoG56 5G



Case protector




**Cargador
de 33W**



**Cable Tipo USB
A Tipo C**

Image: Illustration of the box contents, showing the Moto G56 5G, a protective case, a 33W power adapter, and a USB Type-C cable.

**INCLUYE
CARGADOR**



INCREÍBLE DURACIÓN DE LA BATERÍA:

El cargador de 33W proporciona autonomía para todo el día con tan solo minutos de carga, haciéndolo eficiente y superior frente a sus competidores.



* Foto referencial del cargador.

Image: The included 33W power adapter and USB Type-C cable, highlighting the fast charging capability.

3. SETUP

3.1 SIM Card Installation

1. Locate the SIM tray on the side of your device.
2. Insert the SIM ejector tool into the small hole on the SIM tray to open it.
3. Place your Nano SIM card(s) and/or microSD card into the tray with the gold contacts facing down.
4. Carefully reinsert the tray into the phone.

3.2 Initial Power On

1. Press and hold the Power button until the Motorola logo appears.
2. Follow the on-screen prompts to complete the initial setup, including language selection, Wi-Fi connection, and Google account setup.

3.3 Network Compatibility

This device is a Global Unlocked GSM phone. In the USA market, it is primarily compatible with T-Mobile, Metro by T-Mobile, Mint Mobile, Tello, and other carriers operating on the T-Mobile network. It is not compatible with CDMA networks such as Verizon, AT&T, Xfinity, Boost, Virgin, Visible, or Cricket Wireless within the USA. Outside the USA, the phone is compatible with any carrier worldwide.

WARNING
PLEASE CHECK IF YOUR CARRIER IS COMPATIBLE WITH THE PHONE
GSM UNLOCKED



<p>COMPATIBLE</p>  <p>T-MOBILE MINT TELLO ULTRA</p> <p>OUTSIDE USA FUERA DE USA</p>	<p>NOT COMPATIBLE</p>  <p>VERIZON AT&T XFINITY BOOST VIRGIN VISIBLE CRICKET OTHER CDMA CARRIER</p>
-------------------------------------------------------------------------------------------------------------------------------------------------------------------------------------------------------------------------------------------------------------	------------------------------------------------------------------------------------------------------------------------------------------------------------------------------------------------------------------------------------------------------------------------------------------------------------

Image: A visual guide indicating compatible (T-Mobile, Mint, Tello, Ultra, outside USA) and incompatible (Verizon, AT&T, Xfinity, Boost, Virgin, Visible, Cricket, other CDMA) network carriers for the device.

4. OPERATING YOUR DEVICE

4.1 Display and Navigation

The Moto G56 5G Ai features a 6.7-inch Full HD+ (2400 x 1080) LCD display with a 120Hz refresh rate, protected by Corning

Gorilla Glass 7i3. Navigate using touch gestures, swipe, tap, and pinch to zoom. The display offers 1000 nits of brightness for clear visibility in various lighting conditions.

4.2 Camera System

Your device is equipped with a versatile camera system:

- **Rear Camera:** 50MP Sony LYTIA 600 sensor (f/1.8 aperture, 0.8µm pixel size, Quad Pixel Technology for 1.6µm) with PDAF.
- **Ultra-wide Camera:** 8MP (f/2.2 aperture, 1.12µm pixel size).
- **Front Camera:** 32MP (f/2.2 aperture, 0.7µm pixel size, Quad Pixel Technology for 1.4µm).

Access the camera app from the home screen or lock screen to capture photos and videos.

4.3 Performance and Storage

Powered by the MediaTek Dimensity 7060 (6nm) processor with a 2.6GHz octa-core CPU and IMG BXM-8-256 GPU, the Moto G56 5G Ai delivers responsive performance. It includes 8GB of RAM and 256GB of internal storage, expandable via microSD.

4.4 Battery Life and Charging

The device features a 5200mAh battery for extended use. With TurboPower™ 30 charging, you can quickly recharge your device, gaining hours of power in minutes.

5. MAINTENANCE

The Motorola Moto G56 5G Ai is built with enhanced durability features:

- **IP68 and IP69 Ratings:** Provides protection against dust ingress and immersion in water (IP68) and high-pressure, high-temperature water jets (IP69).
- **Military-Grade Durability:** Designed to withstand drops, shocks, and extreme temperatures.
- **Scratch-Resistant Screen:** The display is protected by Corning Gorilla Glass 7i3 to resist scratches from daily use.

To maintain your device, avoid exposing it to extreme conditions beyond its specified ratings. Clean the screen with a soft, lint-free cloth. Do not use harsh chemicals.

6. TROUBLESHOOTING

6.1 Common Issues

- **Device not powering on:** Ensure the battery is charged. Connect to the charger for at least 15 minutes, then attempt to power on.
- **Apps freezing or crashing:** Close and restart the app. If the issue persists, clear the app's cache and data in Settings > Apps.
- **Slow performance:** Close unused apps, clear cache, or restart the device. Consider uninstalling rarely used applications.
- **Battery draining quickly:** Reduce screen brightness, disable unused features like Wi-Fi or Bluetooth, and check battery usage in Settings to identify power-hungry apps.

6.2 Network Connectivity Issues

- **No signal or poor signal:** Verify SIM card is correctly inserted. Check network compatibility (refer to Section 3.3). Restart the phone.
- **Cannot connect to Wi-Fi:** Ensure Wi-Fi is enabled. Forget the network and reconnect. Restart your router.

7. SPECIFICATIONS

Feature	Detail
Model Name	Moto G56 (XT2529-1)
Operating System	Android 15
Processor	MediaTek Dimensity 7060 (6nm) with 2.6GHz octa-core CPU
Display	6.7-inch FHD+ (2400 x 1080) LCD, 120Hz refresh rate, Corning Gorilla Glass 7i3
RAM	8 GB
Storage	256 GB (expandable via microSD)
Rear Camera	50MP (main) + 8MP (ultra-wide)
Front Camera	32MP
Battery	5200 mAh, TurboPower 30 charging
Connectivity	5G, NFC, Dual SIM (1 Nano SIM + 1 microSD)
Durability	IP68, IP69, Military-grade durability
Sensors	Fingerprint reader, Proximity, Accelerometer, Ambient Light, Gyroscope, SAR sensor, E-Compass
Dimensions	7 x 4 x 2 inches (Package)
Weight	14 ounces

8. WARRANTY AND SUPPORT

Your Motorola Moto G56 5G Ai is covered by a manufacturer's warranty. For specific warranty terms and conditions, please refer to the warranty card included with your product or visit the official Motorola support website. For technical assistance, troubleshooting, or service inquiries, please contact Motorola customer support.

Motorola Support Website: www.motorola.com/support