

Otterease VVB008

Otterease VVB008 Vanity Desk with LED Lighted Mirror Instruction Manual

Model: VVB008 | Brand: Otterease

1. INTRODUCTION

Thank you for choosing the Otterease VVB008 Vanity Desk. This manual provides essential information for the safe assembly, operation, and maintenance of your new vanity desk. Please read all instructions carefully before use and retain this manual for future reference.

The Otterease VVB008 Vanity Desk is designed to enhance your grooming experience with its integrated LED lighted mirror, ample storage solutions, and convenient features. It includes three adjustable lighting modes, multiple drawers and shelves, a built-in charging station, and a storage stool.

SPECIAL DETAILS FOR YOU

4x Open Shelves

2x Storage Drawers

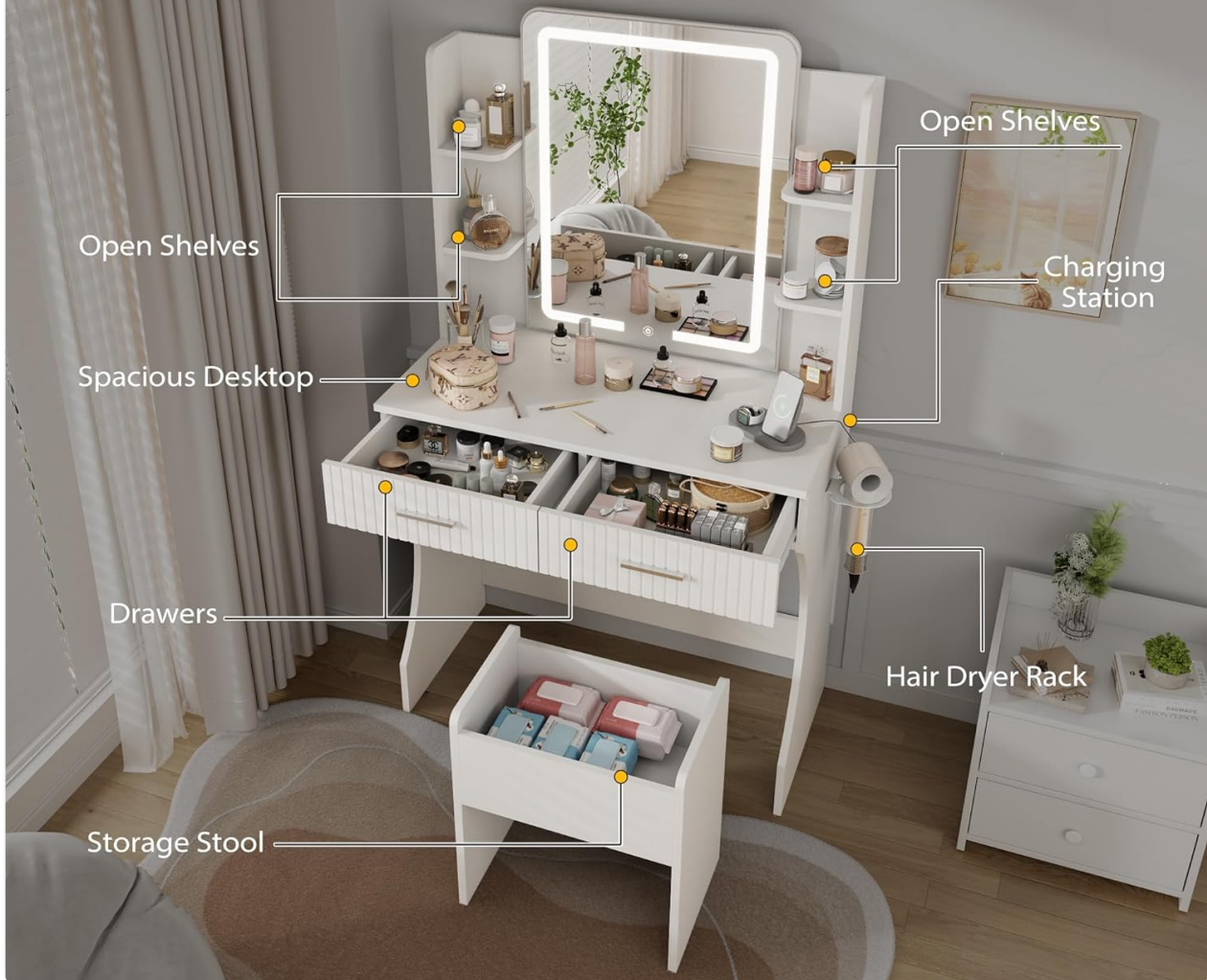


Figure 1: Overview of the Otterease VVB008 Vanity Desk with key features highlighted.

2. IMPORTANT SAFETY WARNINGS

- **Assembly Precautions:** Always follow the assembly instructions carefully. Ensure all parts are securely fastened before use. Do not overtighten screws.
- **Electrical Components:** The LED mirror and charging station contain electrical components. Do not expose to water or excessive moisture. Disconnect from power before cleaning or maintenance.
- **Weight Limits:** Do not overload shelves or drawers. Refer to the specifications section for maximum weight capacities.
- **Stability:** Place the vanity desk on a flat, stable surface. If necessary, use wall anchors to prevent tipping, especially in households with children.
- **Mirror Care:** Handle the mirror with care. Avoid striking or dropping the mirror, as it may shatter.
- **Children Safety:** Keep small parts away from children during assembly. Supervise children when using the vanity.

Failure to follow these safety warnings may result in injury or damage to the product.

3. PACKAGE CONTENTS

Verify that all components are present before beginning assembly. If any parts are missing or damaged, please contact customer support.

- Vanity Desk Frame (Engineered Wood)
- LED Lighted Mirror
- 2 Large Drawers
- 4 Open Shelves (integrated into mirror frame)
- Storage Stool with cushioned top
- Built-in Charging Station (2 AC outlets, 2 USB ports)
- Hair Dryer Rack
- Assembly Hardware (screws, dowels, etc.)
- Instruction Manual

4. ASSEMBLY INSTRUCTIONS

Assembly is required for this vanity desk. It is recommended to follow every step in the provided detailed instructions. Two people are recommended for assembly.

1. **Unpack Components:** Carefully remove all parts from the packaging and lay them out on a clean, soft surface to prevent scratches.
2. **Assemble Base Frame:** Attach the side panels to the main desk surface using the provided hardware. Ensure all connections are secure.
3. **Install Drawers:** Assemble the two large drawers according to the instructions. Insert the drawer slides into the desk frame and then insert the assembled drawers.
4. **Attach Mirror Unit:** Secure the LED lighted mirror unit to the main desk surface. Connect the power cable for the mirror lights and charging station.
5. **Assemble Storage Stool:** Assemble the storage stool. The cushioned top should be hinged to allow access to internal storage.
6. **Install Hair Dryer Rack:** Attach the hair dryer rack to the side of the vanity desk as desired.
7. **Final Checks:** Ensure all screws are tightened and the vanity is stable. Plug in the power cord for the mirror lights and charging station.

Video 1: Assembly and feature overview of the Otterease Vanity Desk with LED Lighted Mirror. This video demonstrates the assembly process and highlights key functionalities like the mirror lights, drawers, and charging station.

5. OPERATING INSTRUCTIONS

5.1 LED Lighted Mirror

The HD mirror is equipped with LED lights offering three adjustable lighting modes: warm yellow, warm white, and cool white. These settings help simulate different lighting environments for optimal makeup application.

- **Power On/Off:** Touch the power icon on the mirror surface to turn the lights on or off.
- **Change Color Mode:** Tap the power icon repeatedly to cycle through the three color modes (warm yellow, warm white, cool white).

- **Adjust Brightness:** Press and hold the power icon to adjust the brightness level within the selected color mode. Release when desired brightness is achieved.

3 Color Lighting Modes

LED strip with memory function

 On / Off / Switch Color / Adjust Brightness

3000K
Warm Yellow

4000K
Natural White

6000K
Cold White






Figure 2: Three adjustable color lighting modes and brightness control for the LED mirror.




Figure 3: Mirror light set to warm yellow (3000K).




Figure 4: Brightness adjustment of the LED mirror light.

5.2 Charging Station & Hair Dryer Rack

The vanity desk includes a built-in charging station with 2 AC outlets (120V/12A) and 2 USB ports (5V/2A) for convenient charging of electronic devices. A dedicated hair dryer holder keeps your styling tools organized and easily accessible.

- **Using the Charging Station:** Plug your electronic devices into the available AC outlets or USB ports. Ensure the vanity desk is connected to a power source.
- **Using the Hair Dryer Rack:** Place your hair dryer in the designated holder on the side of the vanity for easy access and clutter-free countertop.

Ottorease

01 Built-in
Charging station

02 Convenient
Hair dryer rack





Figure 5: Built-in charging station and hair dryer rack.



Figure 6: Fast charging for devices using the integrated charging station.



Hair Dryer Rack

Keeps your hairdryer ready
for instant use.



Figure 7: Hair dryer rack for instant use.

6. STORAGE FEATURES

The Otterase VVB008 Vanity Desk offers extensive storage options to keep your beauty essentials organized and your area tidy.

- **2 Large Drawers:** Two smooth-sliding drawers provide concealed storage for makeup, accessories, and other personal items.
- **4 Open Shelves:** Four open shelves, integrated into the mirror unit, are ideal for displaying perfumes, lotions, and frequently used items.
- **Storage Stool:** The included stool features a lift-top design, revealing additional hidden storage space for bulkier items like hair tools or extra supplies.

PRODUCT DETAILS



Figure 8: Grooved texture on the vanity drawers.




Figure 9: Unique fluted drawer design with stylish metal handles.



Extra storage space

Dressing Stool Hidden Storage Space.



Figure 10: Extra storage space within the dressing stool.

7. MAINTENANCE

- **Cleaning the Surface:** Wipe the vanity desk surfaces with a soft, damp cloth. Avoid harsh chemicals or abrasive cleaners that may damage the finish.
- **Cleaning the Mirror:** Use a glass cleaner and a microfiber cloth to clean the mirror surface. Do not spray cleaner directly onto the mirror to avoid liquid seeping into electrical components.
- **Electrical Components:** Ensure the vanity is unplugged before cleaning any electrical parts.
- **Regular Checks:** Periodically check all screws and fasteners to ensure they remain tight. Retighten if necessary.

8. TROUBLESHOOTING

8.1 LED Mirror Lights Not Working

- **Check Power Connection:** Ensure the vanity desk is properly plugged into a working electrical outlet.
- **Verify Power Switch:** Confirm that the main power switch (if any) for the vanity is in the 'ON' position.
- **Touch Sensor:** Ensure you are correctly tapping or pressing and holding the touch sensor on the mirror.

8.2 Charging Station Not Functioning

- **Power Supply:** Confirm the vanity desk is connected to a live power outlet.
- **Device Compatibility:** Ensure your device is compatible with the charging station's voltage and amperage (120V/12A for AC, 5V/2A for USB).
- **Cable Integrity:** Check if the charging cable for your device is undamaged and properly connected.

If issues persist after troubleshooting, please contact Otterease customer service for assistance.

9. SPECIFICATIONS

Feature	Detail
Model Number	VVB008

Brand	Ottorease
Product Dimensions	15.8"D x 31.5"W x 52.6"H (15.8 x 31.5 x 52.59 inches)
Item Weight	68 pounds
Material	Engineered Wood
Frame Material	Engineered Wood
Color	White
Mirror Type	HD LED Lighted Mirror
Lighting Modes	3 Adjustable (Warm Yellow, Warm White, Cool White)
Charging Station	2 AC Outlets (120V/12A), 2 USB Ports (5V/2A)
Drawers	2 Large, Smooth-sliding
Shelves	4 Open Shelves
Stool	Included, with Storage
Assembly Required	Yes
UPC	850067401780



PRODUCT DIMENSIONS



Figure 11: Detailed product dimensions.

10. WARRANTY AND SUPPORT

Otterease is committed to providing high-quality products and exceptional service. If you have any questions about your product before or after purchasing, please contact us anytime.

- **Customer Service:** Our friendly service team will get back to you within 24 hours.
- **Returns:** This product is eligible for 30-day easy returns.
- **Protection Plans:** Extended protection plans (2-Year, 3-Year) are available for purchase separately.

For further assistance, please visit the [Otterease Store on Amazon](#).

