

LIKIMIO HK-TBF-36H

LIKIMIO Twin Corner Bed Frame HK-TBF-36H User Manual

Model: HK-TBF-36H | Brand: LIKIMIO

1. INTRODUCTION

Thank you for choosing the LIKIMIO Twin Corner Bed Frame. This versatile bed frame, model HK-TBF-36H, is designed to optimize space and provide comfort with its unique corner configuration, upholstered guardrail, integrated storage drawers, convenient charging station, and customizable LED lighting. This manual provides essential information for safe assembly, operation, maintenance, and troubleshooting to ensure you get the most out of your product.



Image 1.1: LIKIMIO Twin Corner Bed Frame in a room setting, showcasing LED lights and open storage drawers.




Image 1.2: Detail of the soft, upholstered headboard and guardrail for enhanced comfort and safety.

2. SAFETY INFORMATION

Please read and understand all instructions before beginning assembly and use. Failure to follow these instructions may result in injury or damage to the product.

- **Adult Assembly Required:** This product requires adult assembly. Keep small parts and packaging materials away from children during assembly.
- **Weight Capacity:** Do not exceed the maximum weight capacity of 900 pounds. Overloading the bed frame can cause structural failure and injury.
- **Stable Placement:** Ensure the bed frame is placed on a flat, level surface to prevent tipping.
- **Electrical Safety:** When using the charging station, ensure all connected devices and cables are in good condition. Do not overload the outlets. Keep liquids away from the charging station.
- **Regular Inspection:** Periodically check all bolts and connections to ensure they remain tight. Retighten as necessary.
- **Foot Pad Protection:** The bed frame is equipped with foot pads to protect your flooring. Ensure they are properly installed.



Image 2.1: Visual representation of the bed frame's robust 900-pound weight capacity.




Image 2.2: Detail of the protective foot pad designed to prevent floor scratches.

3. PACKAGE CONTENTS

Before assembly, please verify that all parts listed below are present and undamaged. If any parts are missing or damaged, please contact customer support.

- Bed Frame Components (Headboard, Guardrails, Side Rails, Support Legs)
- Metal Slats
- 2 Storage Drawers with Wheels
- Charging Station Unit (2 AC outlets, 1 USB port, 1 Type-C port)
- LED Light Strip
- Remote Control for LED Lights
- Assembly Hardware (screws, bolts, washers, Allen wrench)

4. SETUP AND ASSEMBLY INSTRUCTIONS

Assembly of the LIKIMIO Twin Corner Bed Frame is designed to be straightforward. All parts are clearly labeled, and detailed instructions are included in the package. We recommend assembling the bed frame with at least two adults.


1. **Preparation:** Clear an open area for assembly. Lay out all components and hardware, matching them against the parts list in the included installation manual.
2. **Frame Assembly:** Follow the step-by-step diagrams in the installation manual to connect the headboard, guardrails, and side rails using the provided hardware. Ensure all connections are secure but do not fully tighten until the frame is complete.
3. **Slat Installation:** Attach the metal slats to the frame according to the manual. Ensure they are evenly spaced and securely fastened to provide proper mattress support.
4. **Charging Station Installation:** Mount the charging station unit to the designated area on the bed frame. Connect the power cord.
5. **LED Light Strip Installation:** Adhere the LED light strip to the specified location on the bed frame. Connect it to its power source.
6. **Drawer Assembly:** Assemble the two storage drawers and install their wheels. Slide them into position under the bed frame.
7. **Final Tightening:** Once the entire frame is assembled, go back and fully tighten all bolts and screws.



Easy Assembly



Foot Pad Protection



Sturdy & Stable



Image 4.1: Visual guide highlighting easy assembly, foot pad protection, and sturdy construction.



Image 4.2: An illustration demonstrating the straightforward nature of the assembly process.

5. OPERATING INSTRUCTIONS

5.1. LED Lights

The integrated LED light strip offers customizable ambiance for your room. It can be controlled via a remote control or a dedicated mobile application.

- **Power On/Off:** Use the power button on the remote or in the app to turn the lights on or off.
- **Color Selection:** Choose from over 60,000 colors to match your mood or decor.
- **Brightness Adjustment:** Adjust the light intensity to your preference.
- **Speed Adjustment:** For dynamic lighting modes, adjust the speed of color changes.
- **Timing Mode:** Set a timer for the lights to automatically turn off.

Corner Bed Frame with Adjustable LED Lights



Relaxing and romantic nights for you

APP Control Remote Control Over 60000 Colors Adjustable Speed Brightness Adjustable Timing Mode

Image 5.1: Overview of LED light features, including app and remote control, color options, and adjustable settings.



Image 5.2: The bed frame with its LED lights creating a warm ambiance in a nighttime setting.


5.2. Charging Station

The hidden charging station provides convenient power access for your electronic devices.


- **Outlets:** Features 2 standard AC outlets (120V/2A).
- **USB Ports:** Includes 1 USB-A port (5V/2A) and 1 Type-C port (5V/2A).
- **Usage:** Simply plug your devices into the appropriate port for charging. Ensure the bed frame's main power cord is connected to a wall outlet.



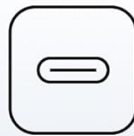
Mobile Charging Station



2 AC Outlets
120V/2A



1 USB Port
5V/2A



1 Type-C Port
5V/2A



Power Cord
4.92-Feet

Image 5.3: Detailed view of the mobile charging station, showing 2 AC outlets, 1 USB port, and 1 Type-C port.

5.3. Storage Drawers

The two built-in storage drawers offer ample space for organizing bedding, clothes, books, or other items.

- **Access:** Each drawer is equipped with smooth-rolling wheels (4 casters per drawer) for easy push-and-pull access.
- **Capacity:** Utilize the large capacity for discreet storage, helping to keep your space tidy.



2 Built-in Storage Drawers

4 Casters Per Drawer

Image 5.4: View of the two built-in storage drawers, demonstrating their capacity and smooth-rolling casters.

6. MAINTENANCE

To maintain the appearance and longevity of your LIKIMIO Twin Corner Bed Frame, follow these simple care instructions:

- **Cleaning:** Wipe the bed frame surfaces with a dry, soft cloth. For upholstered areas, use a fabric cleaner suitable for the material, testing in an inconspicuous area first.
- **Avoid Harsh Chemicals:** Do not use abrasive cleaners, solvents, or harsh chemicals, as these can damage the finish and materials.
- **Electrical Components:** Keep the charging station and LED lights dry. Do not attempt to clean them with liquids.
- **Hardware Check:** Periodically inspect all bolts and screws and tighten them if they have loosened over time.

7. TROUBLESHOOTING

If you encounter any issues with your bed frame, please refer to the following troubleshooting guide:

Problem	Possible Cause	Solution
LED lights not working	Power cable disconnected; Remote battery dead; App not connected.	Ensure power cable is securely plugged in. Replace remote battery. Re-pair app with LED lights.
Charging station not functioning	Main power cord disconnected; Device not compatible; Overload.	Check if the bed frame's main power cord is plugged into a working wall outlet. Ensure your device is compatible. Unplug some devices if overloaded.
Bed frame feels unstable or squeaks	Loose hardware; Uneven floor.	Retighten all bolts and screws. Ensure the bed is on a flat, level surface.
Storage drawers not sliding smoothly	Obstruction in track; Damaged wheels; Overloaded drawer.	Check for any items blocking the drawer path. Inspect wheels for damage. Reduce the weight in the drawer.

8. SPECIFICATIONS

Model Number	HK-TBF-36H
Brand	LIKIMIO
Size	Twin
Product Dimensions (L x W x H)	76.8" x 40.7" x 35.4"
Item Weight	78 pounds
Maximum Weight Capacity	900 pounds
Ground to Item Distance	9.7 Inches
Color	Beige
Special Features	Charging Station, LED Lighting, Storage Drawer, Upholstered Guardrail
Assembly Required	Yes
Product Care Instructions	Wipe with Dry Cloth
UPC	850077655111

Twin Size

76.8"L x 40.7"W x 35.4"H

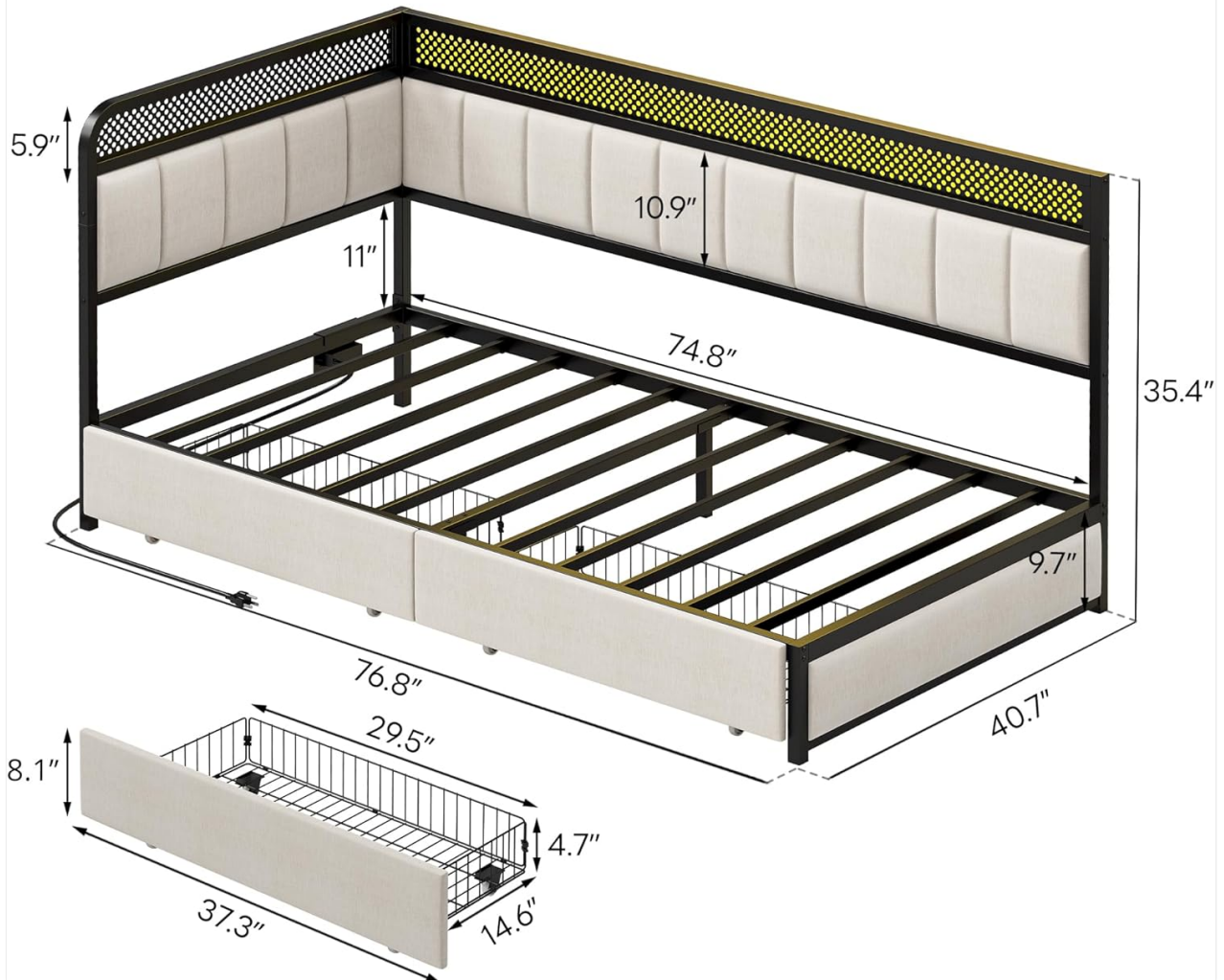


Image 8.1: Detailed dimensions of the LIKIMIO Twin Corner Bed Frame.

9. WARRANTY INFORMATION

LIKIMIO products are manufactured to high-quality standards. While specific warranty details are not provided in this manual, please retain your proof of purchase. For any warranty-related inquiries or claims, please contact LIKIMIO customer support directly. Warranty coverage typically addresses manufacturing defects under normal use.

10. CUSTOMER SUPPORT

For further assistance, questions, or to report missing/damaged parts, please contact LIKIMIO customer support. You can often find contact information on the packaging, the brand's official website, or through the retailer where you purchased the product.

Visit the official LIKIMIO Store for more information and products: [LIKIMIO Store on Amazon](#)

© 2025 LIKIMIO. All rights reserved.

This manual is for informational purposes only and may be subject to change without notice.