

[Manuals.plus](#) /

› [ACEMO](#) /

› [ACEMO 3MP Wired Outdoor Security Camera System User Manual](#)

## ACEMO 4CH 5MP Lite DVR

# ACEMO 3MP Wired Outdoor Security Camera System User Manual

Model: 4CH 5MP Lite DVR

Brand: ACEMO

## INTRODUCTION

---

This manual provides detailed instructions for the installation, operation, and maintenance of your ACEMO 3MP Wired Outdoor Security Camera System. Please read this manual thoroughly before using the product to ensure proper functionality and safety.



Figure 1: ACEMO 3MP Wired Outdoor Security Camera System components including DVR, cameras, and cables.

Your browser does not support the video tag.

Video 1: A product introduction video demonstrating the features and capabilities of a similar security camera system.

## PACKAGE CONTENTS

---

Verify that all items listed below are included in your package. If any items are missing or damaged, please contact customer support.

- 4-Channel 5MP Lite DVR Recorder with 500GB HDD (x1)
- 3MP AHD Cameras (x4)
- 18m BNC Coaxial Cables (x4)
- Power Adapters (x2)
- 1-to-4 Power Splitter Cable (x1)
- USB Mouse (x1)
- Mounting Screw Sets (x4)
- Japanese Instruction Manual (x1)

# 梱包内容



DVR (500GB HDD内蔵)



セキュリティカメラ x4



アダプター x2



1対4電源分配器 x1




ネジセット x4



BNC同軸ケーブル x4



USBマウス x1



取扱説明書 (日本語版) x1

Figure 2: Visual representation of all items included in the ACEMO Security Camera System package.

Your browser does not support the video tag.

Video 2: Unboxing video for an AHD bullet type 4-camera set, demonstrating the package contents and initial setup steps.

Your browser does not support the video tag.

Video 3: Unboxing video for a black AHD bullet type 4-camera set, showing the components and accessories included in the box.

## SETUP

### 1. DVR and Camera Connection

The cameras connect to the DVR using BNC coaxial cables. Simply connect the BNC cable to the camera and the DVR, then power on the system. The wired connection ensures stable video transmission without interference from Wi-Fi or network issues.

# 同軸ケーブル接続 簡単設置のプラグアンドプレイ





Figure 3: Diagram illustrating the connection of cameras to the DVR using BNC coaxial cables and power adapters.

**ACEMO**

## AHD CCTV 監視カメラシステム

同軸接続でWiFi不要、自由配線で安定映像

- 内蔵500GB HDD
- 24時間常時録画
- IP66 防水
- 遠隔アクセス
- BNCケーブル接続
- 赤外線夜間視覚

ACEMO AHD CCTV system components including two cameras, a DVR, and a 500GB HDD.

Figure 4: Step-by-step visual guide for connecting the security cameras to the DVR and power sources.

サイズ: 63 × 63 × 170 mm



サイズ: 251 × 221 × 46 mm

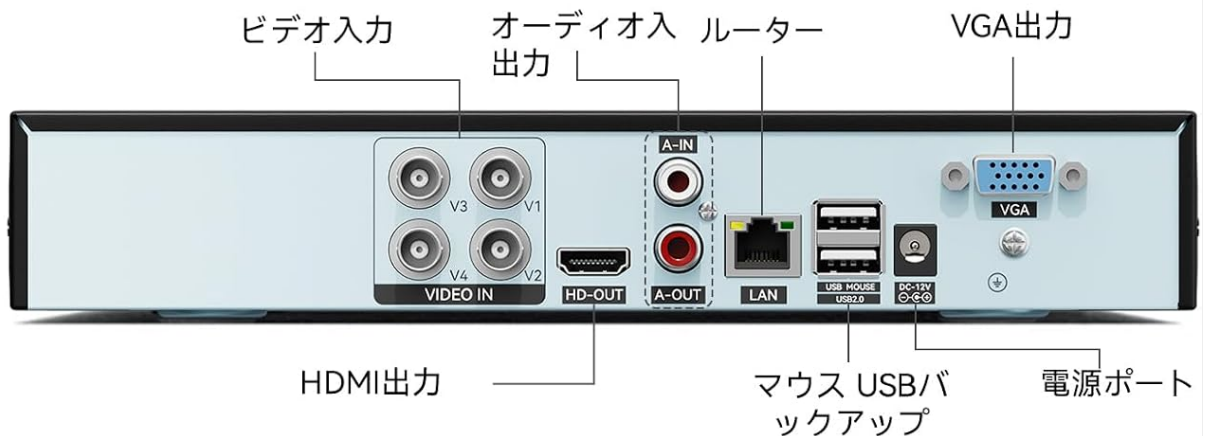


Figure 5: Overview of the DVR's rear panel ports (HDMI, VGA, LAN, USB, Audio In/Out) and camera connection points.

## 2. Camera Installation

The cameras feature a robust metal body and an adjustable bracket, allowing for flexible installation outdoors or indoors. They can be mounted on walls or ceilings.

## 簡単設置 - 壁または天井取り付け対応



Figure 6: Examples of camera installation on both wall and ceiling surfaces.

Your browser does not support the video tag.

Video 4: A demonstration of the camera setup method, including physical installation and initial configuration steps.

## OPERATING INSTRUCTIONS

---

### 1. Recording Modes

The system supports various recording options:

- **24/7 Continuous Recording:** The built-in 500GB HDD allows for long-term, continuous recording without monthly fees. Older footage is automatically overwritten when the disk is full.
- **Smart Motion Detection:** The system detects human movement, minimizing false alarms caused by environmental changes like wind or light. You can configure notifications for specific movements or areas.
- **Scheduled Recording:** Set specific times for recording to optimize storage and focus on critical periods.

## REC 動体検知録画

動体を検知し、自動で録画開始



## 3MP HDで細部まで見る

### REC 24時間録画

HDDが満杯になると、最古の録画が自動で上書きされます



### REC スケジュール録画

録画時間を自由に設定、指定した時間帯に自動で録画開始



Figure 7: Illustration of motion detection triggering recording and different recording options (24/7, scheduled).

## 基本で安定した監視キットをお探しですか？



### ACEMO 有線監視キット

- ✓ 500Gハードディスク内蔵
- ✓ 配線必要だがより安定で長期使用可能
- ✓ 24時間録画・再生・ネット不要
- ✓ 無料モバイルアプリ対応
- ✓ 安定した有線接続
- ✓ 長期的な家庭用セキュリティ
- ✓ あり

### 機能

- ✓ ストレージ
- ✗ 設置
- ✓ 録画
- ✓ リモート視聴
- ✓ 接続
- ✓ おすすめ用途
- ✓ 基本機能

### 無線監視キット

- ✗ 小容量/サブスクリプション必要
- ✗ 設置は簡単だが接続が不安定
- ✗ 録画・再生にインターネットが必要
- ✗ 有料プランが必要なことが多い
- ✗ WiFiが途切れやすく遅延することがある
- ✗ 小規模の屋内空間向け
- ✗ 多機能だが、使うシーンはあまり多くない

Figure 8: Comparison highlighting the benefits of wired systems like stable connection and no internet requirement for recording, versus wireless systems.

## 2. Remote Monitoring

Connect the DVR to your router using the included LAN cable. Download the free smartphone application to easily set up remote viewing. Once configured, you can view live footage and recorded videos from your smartphone or tablet anytime, anywhere.



Figure 9: Screenshot of the smartphone application showing live camera feeds and remote monitoring capabilities.



Figure 10: Visual guide demonstrating the process of installing the app, logging in, and viewing video remotely.



Figure 11: Depiction of viewing camera feeds on multiple devices including smartphones, tablets, laptops, and desktop monitors.

### 3. Night Vision

The 3MP high-resolution cameras provide clear, detailed images during the day. At night, infrared LEDs enable black-and-white night vision, capturing clear footage up to approximately 30 meters even in complete darkness.

# 初心者でも簡単に遠隔監視可能

DVRをルーターに接続後、アプリで遠隔視聴可能



App Store  
からダウンロード



Google Play  
で手に入れよう



アプリインストール



アカウントログイン



ビデオ確認

Figure 12: Image demonstrating the camera's infrared night vision, showing clear visibility in low-light conditions.

## MAINTENANCE

### 1. Weather Resistance

The cameras feature an IP66 waterproof and dustproof metal casing, ensuring stable surveillance in harsh weather conditions such as rain, snow, wind, and dust. They operate reliably in temperatures ranging from -20°C to 60°C, providing year-round performance with minimal maintenance.

# 金属外殻、IP66防水設計



Figure 13: Close-up of the camera highlighting its metal casing and IP66 waterproof design, suitable for outdoor use.



Figure 14: Illustration showing the camera's durability against rain and snow, emphasizing its metal housing and IP66 rating.

## TROUBLESHOOTING

---

If you encounter any issues with your ACEMO Security Camera System, please refer to the following common troubleshooting steps:

- **No Video Signal:**

- Check all BNC cable connections between the cameras and the DVR. Ensure they are securely fastened.
- Verify that all cameras and the DVR are receiving power. Check power adapters and outlets.
- Ensure the correct input channel is selected on your monitor/TV.

- **No Remote Access:**

- Confirm the DVR is connected to your router via the LAN cable and has internet access.
- Check your router's internet connection.
- Ensure the remote monitoring app is correctly configured and the device is added.
- Verify that the app has the necessary network permissions on your smartphone/tablet.

- **Motion Detection Not Triggering:**

- Adjust the motion detection sensitivity settings in the DVR menu or app.
- Ensure the detection zones are correctly configured to cover the desired areas.
- Check for any obstructions in the camera's field of view.

- **Poor Image Quality:**

- Clean the camera lens if it is dirty or smudged.
- Ensure the camera is properly focused (if adjustable).
- Check cable integrity for any damage or loose connections.

For further assistance, please contact ACEMO customer support.

## SPECIFICATIONS

---

Feature	Detail
Brand	ACEMO
Model	4CH 5MP Lite DVR
Video Resolution	3MP (Cameras)
DVR Channels	4
Storage Capacity	500 GB HDD (Built-in)
Connectivity	Wired (BNC Coaxial)
Weather Resistance	IP66 Waterproof
Night Vision	Infrared (up to 30m)
Operating Temperature	-20°C to 60°C

Features	Smart Motion Detection, Remote Monitoring (App/Email Alerts), Continuous Recording, Scheduled Recording
Included Accessories	DVR, 4 Cameras, 4 BNC Cables, 2 Power Adapters, 1-to-4 Power Splitter, USB Mouse, Mounting Screws, Manual

## WARRANTY AND SUPPORT

---

### Warranty Information

This ACEMO Security Camera System comes with a **5-year warranty**. Please retain your proof of purchase for warranty claims. The warranty covers manufacturing defects and malfunctions under normal use conditions.

### Customer Support

For technical assistance, troubleshooting, or warranty inquiries, please contact ACEMO customer support through the retailer where you purchased the product or visit the official ACEMO website for contact details.