

Uthfy JH-310Y-2

Uthfy JH-310Y-2 Evaporative Air Cooler User Manual

Model: JH-310Y-2 | Brand: Uthfy

1. IMPORTANT SAFETY INSTRUCTIONS

Please read all instructions carefully before operating this appliance and retain for future reference. Failure to follow these instructions may result in electric shock, fire, or serious personal injury.

- Always unplug the air cooler from the power outlet before cleaning, servicing, or moving.
- Do not operate the air cooler with a damaged cord or plug.
- Do not immerse the unit, plug, or cord in water or spray with liquids.
- Keep children and pets away from the air cooler during operation.
- Ensure the air cooler is placed on a stable, level surface to prevent tipping.
- Do not block air inlets or outlets.
- Use only clean water in the water tank.
- This appliance is for indoor use only.

2. PRODUCT OVERVIEW

The Uthfy JH-310Y-2 Evaporative Air Cooler is a multi-functional device designed to provide efficient cooling, humidification, and air circulation. It utilizes evaporation technology to convert warm air into a cool, moisturizing breeze.

Key Features:

- **Efficient and Rapid Cooling:** Converts warm air into cool, moisturizing breezes using evaporation technology. Includes 4 ice packs for enhanced cooling.
- **Large Water Tank Capacity:** Equipped with a 4.6-gallon (approximately 17.4 liters) water tank for continuous operation without frequent refills.
- **120° Oscillation:** Ensures even distribution of cool air throughout the room.
- **3-in-1 Functionality:** Combines air blowing, humidification, and cooling.

- **Copper Motor:** Provides efficient, low-noise operation and extended product lifespan.
- **User-Friendly Controls:** Operable via touch panel or remote control.
- **Multiple Settings:** 3 speeds (L/M/H) and 3 modes (Normal/Natural/Sleep) for customized cooling.
- **12-Hour Timer:** Automatic shutdown timer for convenience and energy saving.
- **Quiet Operation:** Operates at only 45 decibels for a peaceful environment.
- **Portable Design:** Weighs only 10 pounds, features an internal handle and four 360° rotating wheels for easy mobility.

Components:

- Main Unit (Evaporative Air Cooler)
- Water Tank (integrated)
- Ice Packs (4 included)
- Remote Control
- Power Cord
- 360° Rotating Wheels (pre-installed)



Figure 2.1: The Uthfy JH-310Y-2 Evaporative Air Cooler demonstrating its cooling airflow and included ice packs.

Large Reservoir Capacity

5.3 Gallon water capacity will run on high speed for long time without refilling



Figure 2.2: Illustration of the air cooler's large 5.3-gallon water reservoir, designed for extended operation.

3. SETUP

3.1 Unpacking and Placement:

1. Carefully remove the air cooler from its packaging.
2. Place the unit on a firm, level surface. Ensure there is at least 8 inches (20 cm) of clear space around the unit for proper airflow.
3. The unit comes with pre-installed 360° rotating wheels for easy mobility.

3.2 Filling the Water Tank:

1. Locate the water tank at the bottom of the unit.
2. Pull out the water tank gently.
3. Fill the tank with clean, cool water. Do not exceed the "MAX" fill line indicated on the tank. The tank capacity is

4.6 gallons.

4. Carefully push the water tank back into its position until it clicks securely.

3.3 Using Ice Packs:

For enhanced cooling performance, utilize the included ice packs.

1. Place the ice packs in a freezer for several hours until completely frozen.
2. Once frozen, place the ice packs into the water tank along with the water.
3. The ice packs will gradually release cold into the water, lowering the water temperature and enhancing the evaporative cooling effect.

4. OPERATION

The Uthfy JH-310Y-2 can be controlled via its touch panel on the top of the unit or the included remote control.

Convenience of Remote Control

Compact remote is available for settings: 12h timer, Normal and Sleep mode, L/M/H speed



Figure 4.1: The remote control provides convenient access to all functions, including timer, mode, speed, and oscillation.

4.1 Power On/Off:

- Plug the power cord into a standard 120V AC outlet.
- Press the **POWER** button on the control panel or remote control to turn the unit on or off.

4.2 Adjusting Fan Speed:

Press the **SPEED** button repeatedly to cycle through the fan speeds:

- **L (Low)**: Gentle airflow for quiet operation.
- **M (Medium)**: Moderate airflow for general cooling.
- **H (High)**: Strongest airflow for rapid cooling.

4.3 Selecting Mode:

Press the **MODE** button repeatedly to select from three operating modes:

- **Normal**: Constant fan speed.
- **Natural**: Simulates natural breeze by varying fan speed.
- **Sleep**: Gradually reduces fan speed for quiet operation during sleep.

4.4 Oscillation Function:

Press the **SWING** (Oscillation) button to activate or deactivate the 120° oscillation feature, which distributes cool air across a wider area.

Wide Cooling Coverage

Wide Oscillation circulates air around the blowing space and moves plenty of air to stay cool



Figure 4.2: The air cooler's oscillation function ensures wide cooling coverage, suitable for various spaces.

4.5 Timer Function:

Press the **TIMER** button to set the automatic shutdown timer. Each press increases the timer by one hour, up to a maximum of 12 hours. The unit will automatically turn off after the set time.

4.6 Cooling/Humidification Function:

Press the **COOL** button to activate or deactivate the evaporative cooling and humidification function. This function requires water in the tank to operate effectively.

5. MAINTENANCE

Regular maintenance ensures optimal performance and extends the lifespan of your Uthfy Evaporative Air Cooler. Always unplug the unit before performing any maintenance.

5.1 Water Tank Cleaning:

To prevent mold and mildew growth, clean the water tank regularly, especially if the unit is used frequently or stored for extended periods.

1. Unplug the air cooler.
2. Remove the water tank.
3. Drain any remaining water.
4. Clean the tank with a soft cloth and a mild detergent. Rinse thoroughly with clean water.
5. Allow the tank to air dry completely before reinserting.

5.2 Air Filter Cleaning:

The air filter should be cleaned every two weeks or more frequently depending on air quality and usage.

1. Unplug the air cooler.
2. Locate the air filter panel (usually at the back of the unit).
3. Remove the filter.
4. Rinse the filter under running water to remove dust and debris. For stubborn dirt, use a soft brush.
5. Allow the filter to air dry completely before reinstalling. Do not use the unit without a dry filter.

5.3 Exterior Cleaning:

Wipe the exterior of the unit with a soft, damp cloth. Do not use abrasive cleaners or solvents.

5.4 Storage:

If storing the unit for an extended period:

1. Drain and clean the water tank and air filter thoroughly.
2. Ensure all parts are completely dry.
3. Store the unit in a cool, dry place, away from direct sunlight and extreme temperatures.

6. TROUBLESHOOTING

Before contacting customer support, please refer to the following troubleshooting guide for common issues.

Problem	Possible Cause	Solution
Unit does not turn on.	No power supply; Power button not pressed; Remote control battery low.	Check if the power cord is securely plugged in; Press the power button on the unit or remote; Replace remote control batteries.
No cool air / Weak cooling.	Water tank empty; Cooling function not activated; Air filter dirty; Room humidity too high.	Fill water tank; Press the COOL button; Clean the air filter; Evaporative coolers are less effective in high humidity environments.
Unusual noise.	Unit not on a level surface; Obstruction in fan; Water pump issue.	Place unit on a flat, stable surface; Check for any foreign objects near the fan blades; Ensure water level is sufficient for pump operation.

Problem	Possible Cause	Solution
Water leakage.	Water tank not properly seated; Water level too high.	Ensure water tank is securely pushed in; Do not overfill the water tank beyond the MAX line.

7. SPECIFICATIONS

Attribute	Detail
Brand	Uthfy
Model Name	Air Cooler (JH-310Y-2)
Color	Gray
Product Dimensions	11"D x 15"W x 26"H (27.9 cm D x 38.1 cm W x 66 cm H)
Item Weight	10 pounds (4.5 kg)
Voltage	120 Volts
Noise Level	45 dB
Water Tank Capacity	4.6 Gallons (approx. 17.4 Liters)
Special Features	Fast Cooling, Ice tray on top, 120° Oscillation, 12 H Timer, Copper Motor, Adjustable Wind Modes and Speeds, Touch and Remote Control, Portable (360° wheels), Lightweight, Quiet Operation
Included Components	Remote Control
Manufacturer	Uthfy
UPC	774882977322
ASIN	B0FHVX67FF

8. WARRANTY AND SUPPORT

8.1 Warranty Information:

This Uthfy Evaporative Air Cooler comes with a **1-year manufacturer's warranty** from the date of purchase. This warranty covers defects in materials and workmanship under normal use.

The warranty does not cover damage resulting from:

- Accident, misuse, abuse, or alteration.
- Unauthorized repair or modification.
- Failure to follow operating or maintenance instructions.

- Normal wear and tear.





8.2 Customer Support:



For technical assistance, warranty claims, or general inquiries, please contact Uthfy customer support. Refer to the product packaging or the official Uthfy website for the most current contact information.

When contacting support, please have your product model number (JH-310Y-2) and proof of purchase readily available.

© 2025 Uthfy. All rights reserved.

Related Documents - JH-310Y-2

	<p>JH-60AI-H Mobile Evaporative Air Cooler Operation User Manual</p> <p>User manual for the JH-60AI-H Mobile Evaporative Air Cooler, detailing operation, safety instructions, cleaning, maintenance, and troubleshooting.</p>
	<p>JH-MTF01R Evaporative Air Cooler Operation User Manual</p> <p>This user manual provides instructions for operating and maintaining the JH-MTF01R Evaporative Air Cooler. It includes important safety instructions, product details, assembly guidance, operating instructions for the control panel and remote control, and maintenance tips.</p>
	<p>Uthfy JDAC75 JDAC75R Air Cooler Instruction Manual</p> <p>Comprehensive instruction manual for the Uthfy JDAC75 and JDAC75R evaporative air coolers. Includes details on operation, installation, technical specifications, safety precautions, and maintenance.</p>
	<p>Uthfy Air Cooler User Guide</p> <p>User guide for the Uthfy Air Cooler, model HY-66R. Learn about important safety instructions, how to use and clean your air cooler, and customer care information.</p>

	<p>Uthfy Evaporative Air Cooler User Guide</p> <p>User guide for the Uthfy Evaporative Air Cooler, model HY-43Y. Includes important safety instructions, operating instructions, parts list, and troubleshooting.</p>
	<p>ATF-015L Tower Air Cooler Instruction Manual</p> <p>Instruction manual for the ATF-015L Tower Air Cooler, covering components, operation, safety precautions, and maintenance.</p>