

## VLH M01

# VLH 32 Inch Portable Smart TV Instruction Manual

Model: M01 | Brand: VLH

## 1. INTRODUCTION

Thank you for choosing the VLH 32 Inch Portable Smart TV. This device combines a vibrant 1080P Full HD touchscreen with the versatility of Android 15, offering a seamless entertainment and productivity experience. Designed for mobility, its integrated wheels and adjustable display allow you to enjoy content anywhere in your home or outdoors. This manual provides essential information for setup, operation, maintenance, and troubleshooting to ensure optimal performance of your new smart TV.

## 2. WHAT'S IN THE BOX

Please ensure all items are present upon unboxing:

- VLH 32 inch Portable Smart TV
- Remote Control
- External Camera (5MP)
- Power Adapter
- User Manual (this document)

## 3. SETUP & ASSEMBLY

The VLH Portable Smart TV is designed for easy assembly. Follow these steps for initial setup:

1. **Unboxing:** Carefully remove all components from the packaging.

2. **Stand Assembly:** Attach the screen to the mobile stand. The stand is designed for stability and smooth movement.
3. **Power On:** Connect the power adapter to the TV and a power outlet. Press the power button to turn on the device.
4. **Initial Configuration:** Follow the on-screen prompts to set up your Android 15 operating system, including connecting to Wi-Fi and logging in with your Google account.
5. **Camera Attachment:** The 5MP camera can be attached to the top of the screen via its USB connection.

The stand allows for easy adjustment of the screen's height, tilt, and rotation for optimal viewing.

## Easy Access To Your Favorite Apps Android 15 & 8G RAM+128G ROM

8G RAM+128G ROM brings entertainment without limits



Figure 3.1: Rear view of the VLH Portable Smart TV, highlighting the ports and the adjustable stand connection.

Your browser does not support the video tag.

Video 3.1: Demonstrates the adjustable features of the VLH Portable Smart TV, including screen rotation, tilt, and height adjustment, along with a view of the connectivity ports.

## 4. FEATURES & CONTROLS

### 4.1 Display Features

- **Ultra-Crisp 1080P FHD Touchscreen:** Enjoy stunning visuals on a 32-inch display with vibrant 100% sRGB color accuracy.
- **Smooth Performance:** Features a 60 Hz refresh rate and 6 milliseconds response time for fluid interaction.



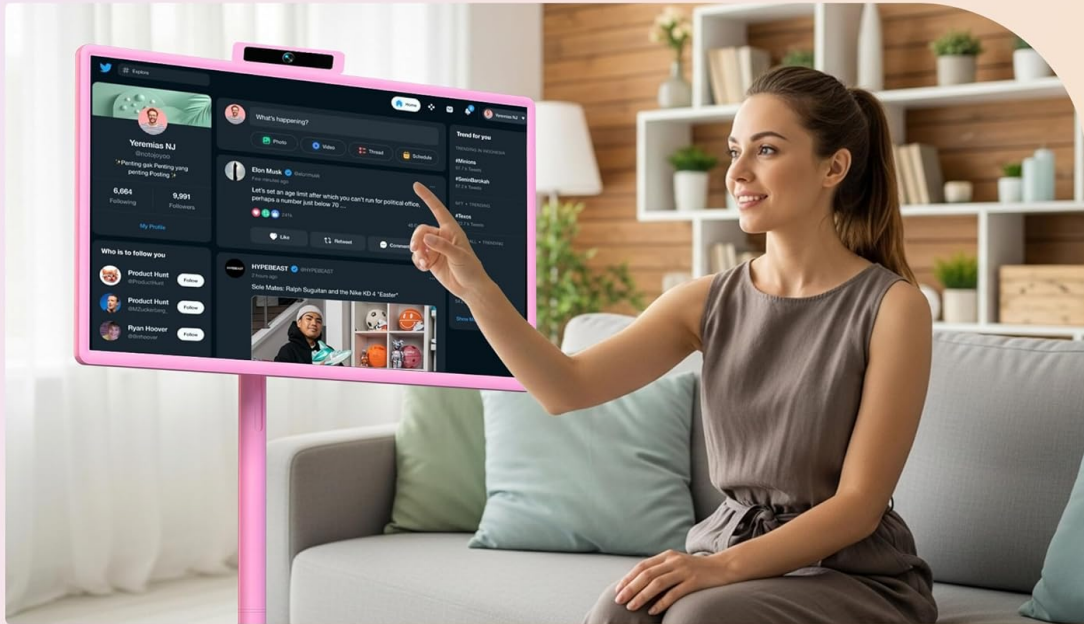
Figure 4.1: The 32-inch Full HD In-cell Touch Screen with 60Hz refresh rate, 100% sRGB, and millisecond response, demonstrating touch and remote control options.

## 4.2 Mobility & Adjustability

- **360° Mobile Base:** Equipped with 5 universal wheels, allowing the stand to roll smoothly between rooms or from indoor to outdoor settings.
- **Versatile Screen Adjustment:** Easily adjust the display with 90° pivot for portrait or landscape viewing,  $\pm 20^\circ$  tilt, and a 20cm height lift.

# Intuitive Touchscreen Portable TV

With hidden wheels and a built-in 38400mAh battery, it's easy to move and use anywhere



2K Camera



Built in 38400 mAh  
Battery (4-6H Play)



360° Free-moving  
Wheels

Figure 4.2: The Intuitive Touchscreen Portable TV with hidden wheels and a built-in 38400mAh battery, designed for easy movement and use anywhere.

# For Personalized Viewing Angles

Flexible angle adjustment allows you to watch comfortably wherever you are



Figure 4.3: Flexible angle adjustment allows you to watch comfortably wherever you are, with options for rotation, tilting, and height adjustment.

## 4.3 Smart Functionality

- **Android 15 OS:** Experience smooth navigation and access to a vast array of apps from the Google Play Store.
- **Powerful Hardware:** Equipped with 8GB RAM and 128GB ROM for lag-free multitasking and ample storage.
- **5MP Camera:** Enables crystal-clear video calls and live streaming. Note: Due to Android 15 OS, not all apps are compatible with the camera.

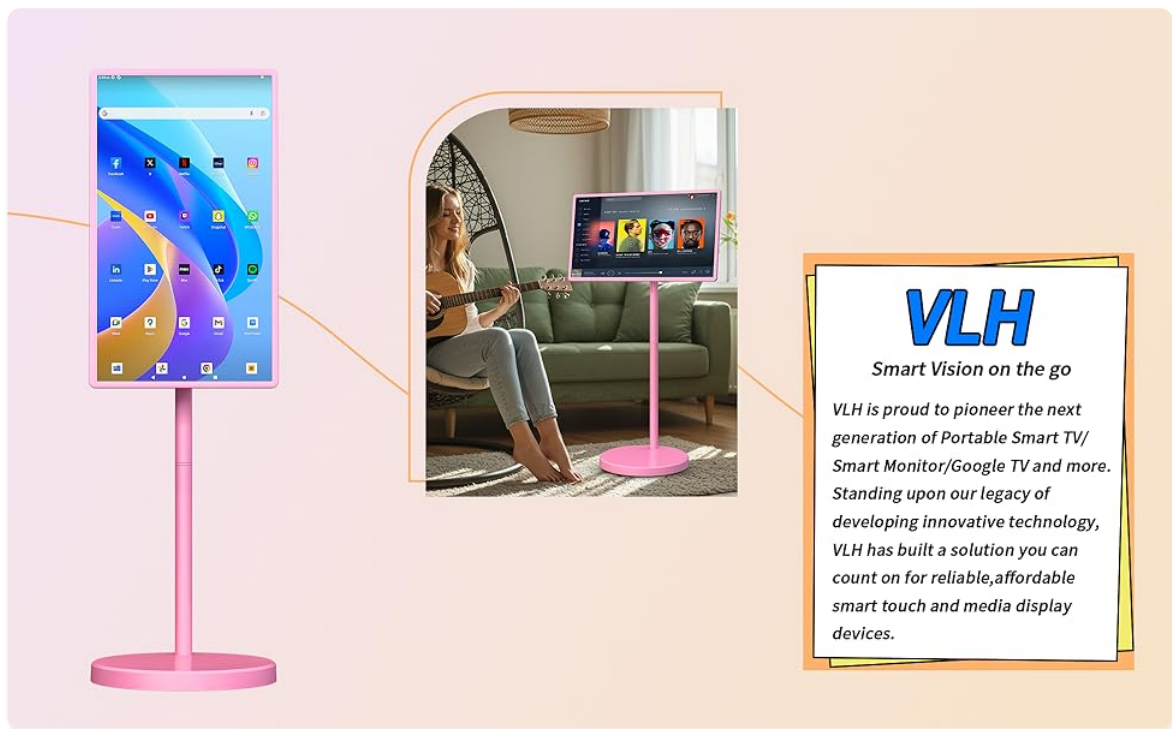


Figure 4.4: Easy access to your favorite apps with Android 15 and 8GB RAM + 128GB ROM for unlimited entertainment.

## 4.4 Control Options

- **10-Point Touch:** Interact directly with the screen like a tablet.
- **Voice Commands:** Use "Hey Google" for hands-free control.
- **Precision Remote:** Traditional tactile navigation.
- **Air Mouse Gestures:** Point and click mid-air for sofa control.

## 4.5 Power & Connectivity

- **38,400mAh Ultra-Long Battery Life:** Enjoy 4-6 hours of wireless use on a full charge.
- **Connectivity:** Supports Bluetooth, HDMI, USB Type-C, and Wi-Fi for versatile connections.

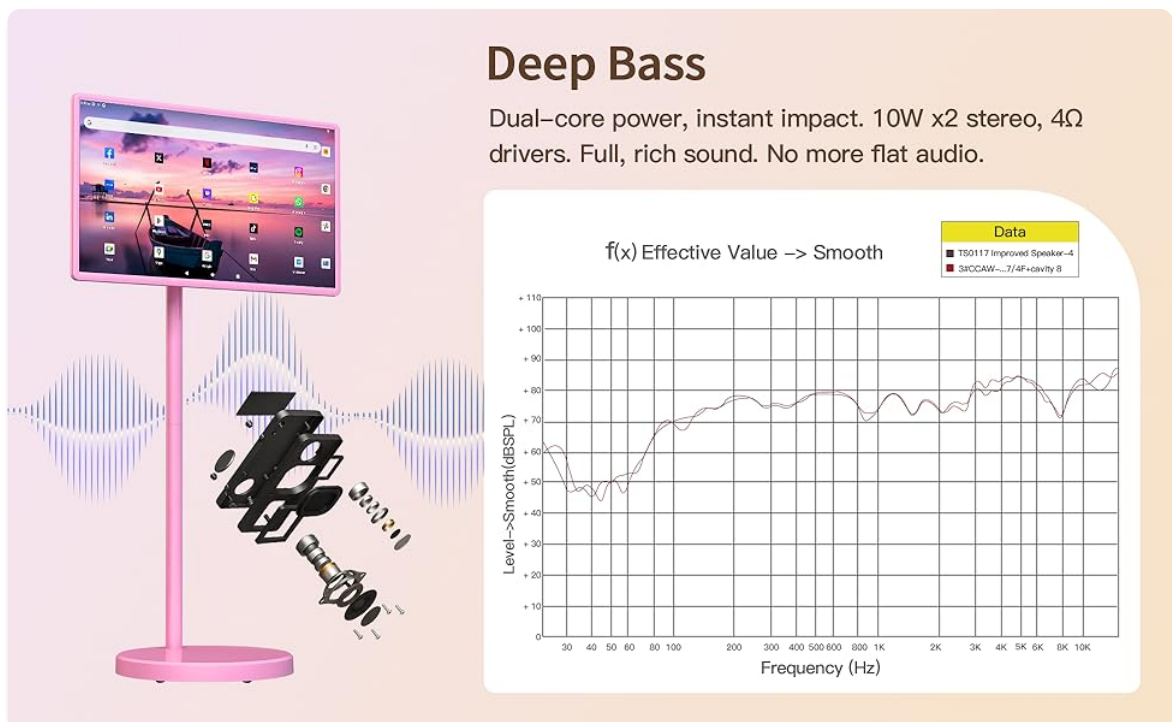


Figure 4.5: The VLH Portable Smart TV is battery operated, providing freedom to use it anywhere without being tethered to a power outlet.

## 5. OPERATING INSTRUCTIONS

### 5.1 Navigating Android OS

The TV operates on Android 15. Use the touchscreen, remote, or voice commands to navigate the interface. Swipe left/right to access app drawers, tap icons to open applications, and use the back/home buttons for navigation.

### 5.2 App Management

Access the Google Play Store to download and install your favorite streaming services, games, and productivity apps. Apps can be organized on the home screen for quick access.

### 5.3 Screen Mirroring

The TV supports wireless screen mirroring. You can cast content from your smartphone, tablet, or laptop directly onto the screen. Refer to your device's screen mirroring instructions for connection details.

### 5.4 Video Calls

Utilize the 5MP external camera for video conferencing. Ensure the camera is properly connected via USB. Open your preferred video call application (e.g., Google Meet) and select the external camera as your video input.

Your browser does not support the video tag.

Video 5.1: Showcases various usage scenarios of the VLH Portable Smart TV, demonstrating its versatility for entertainment, fitness, and productivity in different environments.

## 6. MAINTENANCE

### 6.1 Cleaning

To clean the screen, use a soft, lint-free cloth. For stubborn smudges, lightly dampen the cloth with water or a screen-safe cleaning solution. Avoid harsh chemicals or abrasive materials. Wipe the stand and body with a dry or slightly damp cloth.

### 6.2 Battery Care

To prolong battery life, avoid fully discharging the battery frequently. Charge the device when the battery level is low. If storing the TV for an extended period, ensure it is charged to approximately 50% and stored in a cool, dry place.

## 7. TROUBLESHOOTING

If you encounter issues with your VLH Portable Smart TV, please refer to the following common problems and solutions:

- **Remote Control Not Responding:** Ensure the remote has fresh batteries and is paired correctly. For

pairing, refer to the remote's instructions (often involves pressing a specific button combination).

- **System Lag or Freezing:** Restart the TV. If the issue persists, clear cache for problematic apps or perform a factory reset (Note: this will erase all data).
- **Screen Not Turning On:** Check if the power adapter is securely connected and if the battery is charged. Try pressing and holding the power button for 10-15 seconds for a hard reset.
- **Camera Incompatibility:** As noted, some apps may not fully support the 5MP camera due to Android 15 OS. Try alternative video call applications.

For further assistance, please contact customer service.

## 8. SPECIFICATIONS

Feature	Detail
Brand	VLH
Model Number	M01
Screen Size	32 Inches
Resolution	FHD 1080p (1920 x 1080 Pixels)
Operating System	Android 15
RAM	8GB
Storage	128GB ROM
Battery Capacity	38,400 mAh
Camera	5MP Front USB Camera
Connectivity	Bluetooth 5, HDMI, USB 2.0, USB Type C, Wi-Fi
Refresh Rate	60 Hz
Response Time	6 Milliseconds
Display Type	LCD (IPS Technology)
Color Gamut	100% sRGB
Special Features	Built-In Speakers, Height Adjustment, Portable, Tilt Adjustment, Touchscreen

## 9. WARRANTY & SUPPORT

Your VLH 32 inch Portable Smart TV comes with a **one-year product warranty**. For any missing parts, installation queries, operational assistance, or other issues, please do not hesitate to contact our friendly customer service team. We are committed to providing a satisfied solution for any problem you may encounter.

**Customer Service:** Please refer to the contact information provided with your product packaging or visit the official VLH website for support.



Figure 9.1: VLH brand philosophy emphasizing innovative, mobile entertainment solutions.