

## Polibi 86.6" Multifunctional Convertible Sofa Bed

# Polibi 86.6" Multifunctional Convertible Sofa Bed Instruction Manual

Model: 86.6" Multifunctional Convertible Sofa Bed

Brand: Polibi

---

## 1. INTRODUCTION

Thank you for choosing the Polibi 86.6" Multifunctional Convertible Sofa Bed. This versatile furniture piece is designed to adapt to various living spaces and needs, transforming from a sofa to a chaise lounge, a full-size bed, or an oversized bed. This manual provides essential information for the proper setup, operation, and maintenance of your new sofa bed.



Image 1.1: The Polibi 86.6" Multifunctional Convertible Sofa Bed in its standard sofa configuration.

## 2. SAFETY INFORMATION

- Ensure the sofa bed is placed on a flat, stable surface to prevent tipping.
- Keep children and pets away during conversion to avoid injury.
- Do not jump on the sofa bed, as this may damage the internal structure and void the warranty.
- Avoid placing hot items directly on the fabric.
- Do not use harsh chemicals for cleaning; refer to the maintenance section for proper care.
- The maximum weight capacity per seat is 250 lbs.

## 3. PACKAGE CONTENTS

Your Polibi Sofa Bed package includes the following components:

- Main Sofa Base (Foldable)

- Tumbler Backrests (2 units)
- Pillows (2 units)
- Armrests (2 units, mobile)

*Note: This product is designed for "No Assembly" and arrives largely pre-assembled. The setup primarily involves arranging the components.*

## 4. SETUP INSTRUCTIONS

The Polibi Sofa Bed is designed for effortless setup. Follow these steps to prepare your sofa bed for use:

1. **Unpack:** Carefully remove all components from the packaging.
2. **Position the Base:** Place the main foldable sofa base in your desired location.
3. **Allow for Rebound:** The foam components are compressed for shipping. Allow 72 hours to 1 week for them to fully rebound to their original shape. Minor wrinkles and bends are normal during this recovery period.
4. **Arrange Backrests and Armrests:** Place the tumbler backrests and mobile armrests as desired for your chosen configuration (refer to Section 5 for configurations). The backrests and armrests feature anti-slip bottoms and Velcro for secure placement.

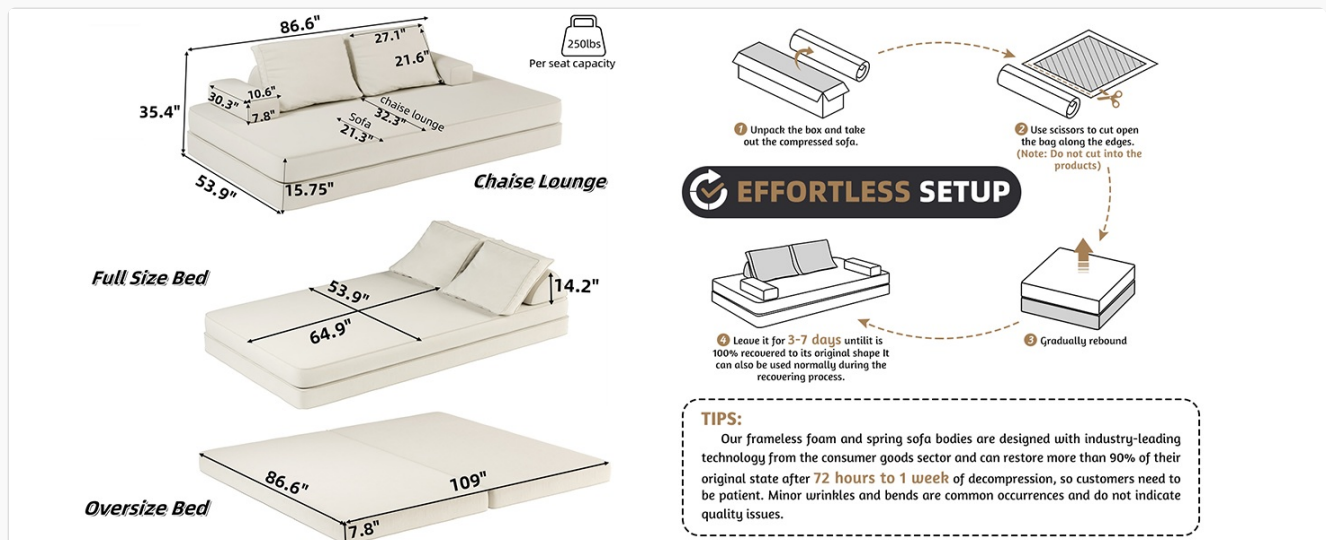


Image 4.1: Illustration of the unboxing and foam recovery process.

## 5. OPERATING INSTRUCTIONS: CONFIGURATIONS

The Polibi Sofa Bed offers multiple configurations to suit your comfort and space requirements. The tumbler backrests and mobile armrests can be freely positioned.

### 5.1. Sofa Configuration

To use as a sofa, fold the main base to create a seated depth. Place the tumbler backrests against a wall or use them freestanding for back support. Position the mobile armrests on either side for added comfort.





Image 5.1: Sofa configuration with backrests and armrests.

## 5.2. Chaise Lounge Configuration

For a chaise lounge, extend one section of the main base. Arrange the backrests and armrests to support your back and arms while reclining.



Image 5.2: Chaise lounge configuration, showing dimensions.

### 5.3. Full Size Bed Configuration

To convert to a full-size bed, fully unfold the main base. The tumbler backrests can be used as headrests or removed entirely.





Image 5.3: Full size bed configuration.

#### 5.4. Oversized Bed / Game Pad Configuration

For an even larger sleeping or lounging area, the sofa bed can be fully extended. The individual components (main base, backrests, armrests) can be arranged freely to create a large game pad or an oversized bed.

# PERSONALIZED CUSTOMIZED

## SOFA & SOFA BED



Full Size Bed



Sofa Bed

1



Friends Gathering



Oversize bed



Personalized DIY

2



Reading Freely



Deep Seat Sofa



Chaise Lounge



Home Theater

3

Image 5.4: Various personalized configurations, including oversized bed and game pad.

## 5.5. Video Demonstration

Watch the video below for a visual guide on transforming your Polibi Sofa Bed into various configurations.

Your browser does not support the video tag.

Video 5.5: Demonstration of the Polibi 86.6-inch Multifunctional Convertible Sofa Bed's various configurations and features.

## 6. MAINTENANCE AND CARE

Proper care will extend the life and appearance of your Polibi Sofa Bed.

### 6.1. Fabric Care (Fluffy Chenille)

- **Regular Cleaning:** Vacuum regularly using an upholstery attachment to remove dust and debris.
- **Spot Cleaning:** For spills, blot immediately with a clean, dry cloth. Do not rub, as this can spread the stain. For stubborn stains, use a mild soap solution and a damp cloth, then blot dry. Test any cleaning solution on an inconspicuous area first.



- **Removable Covers:** The backrest covers are removable via a two-way zipper for easier cleaning. Follow care instructions on the label if available.
- **Avoid Direct Sunlight:** Prolonged exposure to direct sunlight can cause fading.



Image 6.1: Details of the fluffy chenille fabric.





Image 6.2: Features like removable covers with two-way zippers and anti-slip elements.

## 6.2. Foam Care

- The high-resilience foam is designed for durability and quick rebound.
- Rotate cushions periodically to ensure even wear.

## 7. TROUBLESHOOTING

Problem	Possible Cause	Solution
Foam appears compressed or wrinkled upon arrival.	Product was vacuum-packed for shipping.	Allow 72 hours to 1 week for the foam to fully expand and rebound to its original shape. This is normal.
Backrests or armrests slide out of position.	Improper placement or uneven surface.	Ensure backrests and armrests are placed firmly on the main base. Verify the anti-slip bottom is clean and making good contact.

Problem	Possible Cause	Solution
Sofa bed feels unstable.	Uneven floor surface.	Place the sofa bed on a flat, level surface.

## 8. SPECIFICATIONS

Feature	Detail
Brand	Polibi
Model	86.6" Multifunctional Convertible Sofa Bed
Color	Light Gray
Material	Fluffy Chenille Fabric, High-Resilience Foam
Product Dimensions (Sofa)	86.6"D x 53.9"W x 35.4"H (approximate, varies by configuration)
Seating Capacity	4.0 (as sofa)
Special Features	Convertible design, Tumbler Backrests, Mobile Armrests, Deep Seat, Anti-slip Base
Assembly Required	No (Arrangement only)



# ERGONOMIC COMFORT

Perfect balance of softness and support



Image 8.1: Ergonomic support features and sitting height.

# ERGONOMIC DESIGN



Tumbler backrest: wide and stable structure, relieving cervical pressure.



High density sponge filling - quick rebound, comfortable sitting experience.



Deep seated sofa - deep support, full body relaxation.



Anti slip base - securely fixed in place.

Image 8.2: Close-up details of ergonomic design elements.

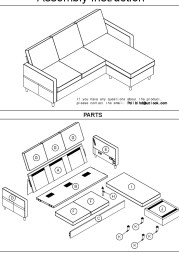




## 9. WARRANTY AND SUPPORT

For warranty information and customer support, please refer to the documentation provided at the time of purchase or contact Polibi customer service directly. Details regarding protection plans may also be available from your retailer.

© 2023 Polibi. All rights reserved.

**Related Documents - 86.6" Multifunctional Convertible Sofa Bed**



<div><p>Assembly Instruction</p></div>	<p><a href="#">Polibi MB-826SASS-G 82.6-inch L-Shape Sectional Sofa Assembly Instructions</a></p> <p>Step-by-step assembly guide for the Polibi MB-826SASS-G 82.6-inch L-Shape 3-Seater Reversible Sectional Sofa. Includes a detailed parts list and clear instructions for each stage of assembly.</p>
<div><p>ASSEMBLY INSTRUCTION SKU CODE: (WF301849/301850)</p><p>! SAFETY WARNINGS !</p><ol style="list-style-type: none"><li>1. This bed is designed for use. Do not use for anything other than sleeping.</li><li>2. Please do not use the bed for anything other than sleeping.</li><li>3. Please do not use the bed for anything other than sleeping.</li><li>4. Please do not use the bed for anything other than sleeping.</li><li>5. Please do not use the bed for anything other than sleeping.</li></ol></div>	<p><a href="#">Assembly Instructions for Queen Size Upholstered Wood Platform Bed with Headboard and 2 Drawers</a></p> <p>Step-by-step assembly instructions for a gray queen size upholstered wood platform bed with a headboard and two drawers. Includes safety warnings, part lists, hardware lists, and assembly steps.</p>
<div><p>ASSEMBLY INSTRUCTIONS</p><p>LOFT BED</p><p>WF301849/301850</p></div>	<p><a href="#">Polibi Loft Bed Assembly Instructions (WF301849/301850)</a></p> <p>Detailed assembly instructions for the Polibi Loft Bed, model numbers WF301849 and WF301850. Includes safety warnings, parts list, hardware list, and step-by-step guidance for building the metal house bunk bed with slide and staircase.</p>
<div><p>ASSEMBLY INSTRUCTION WF197908/WF197909</p><p>PLEASE DO NOT EXCEED PRODUCT TO THE TOP.</p><p>If you have any questions or concerns, please Email: <a href="#">Email</a> or contact our customer service department. We will reply you as soon as possible.</p><p>Page 1 of 7</p></div>	<p><a href="#">Assembly Instructions for WF197908/WF197909 Bunk Bed</a></p> <p>Detailed assembly instructions for the WF197908/WF197909 bunk bed, including part lists, hardware details, and step-by-step guidance. Learn how to assemble your bunk bed safely and correctly.</p>
<div><p>ASSEMBLY INSTRUCTIONS SKU CODE: (WF286771)</p><p>1</p></div>	<p><a href="#">House Bed Assembly Instructions WF286771</a></p> <p>Assembly instructions for the House Bed, SKU Code WF286771. Includes part list, hardware list, and step-by-step assembly guide.</p>
<div><p>WARRANTY</p><p>Polibi Furniture is committed to providing quality products and services to our customers. We stand behind our products and services, and we want to ensure that you are satisfied with your purchase. This document outlines the 6-month warranty policy for Polibi furniture, including specific models like the RS519-8972AAK Murphy Bed and HARI-232AAM Canopy Platform Bed. It details the process for handling manufacturing defects and lists common exclusions such as accidental damage, unauthorized modifications, and purchases made outside The Home Depot Marketplace.</p></div>	<p><a href="#">Polibi Bed Warranty Policy - RS519-8972AAK &amp; HARI-232AAM   The Home Depot</a></p> <p>This document outlines the 6-month warranty policy for Polibi furniture, including specific models like the RS519-8972AAK Murphy Bed and HARI-232AAM Canopy Platform Bed. It details the process for handling manufacturing defects and lists common exclusions such as accidental damage, unauthorized modifications, and purchases made outside The Home Depot Marketplace.</p>

