

Beats ME2F4LL/A

Beats Studio Pro User Manual

Model: ME2F4LL/A

INTRODUCTION

The Beats Studio Pro are premium wireless Bluetooth noise-cancelling headphones designed to deliver an immersive audio experience. Featuring Beats' custom acoustic platform, these headphones offer rich, balanced sound, personalized spatial audio, and versatile connectivity options for both Apple and Android devices. This manual provides detailed instructions for setting up, operating, maintaining, and troubleshooting your Beats Studio Pro headphones.



A front-angle view of the Beats Studio Pro wireless headphones in Sand Gray, showcasing the earcups and headband.

WHAT'S IN THE BOX

Your Beats Studio Pro package includes the following components:

- Beats Studio Pro Wireless Headphones
- Protective Carrying Case
- USB-C to USB-C Cable (for charging and audio)
- 3.5mm Analog Audio Cable
- Quick Start Guide and Warranty Card

What's in the box

- Beats Studio Pro headphones
- Carrying case
- USB-C to USB-C cable for charging and audio
- 3.5mm analog audio cable



An image displaying the Beats Studio Pro headphones alongside their protective carrying case, USB-C charging cable, and 3.5mm analog audio cable, representing the items included in the product packaging.

GETTING STARTED

Charging Your Headphones

Before first use, ensure your Beats Studio Pro headphones are fully charged. Connect the included USB-C to USB-C cable to the headphone's USB-C port and to a compatible USB-C power adapter (not included) or a computer's USB-C

port. The LED indicator lights on the right earcup will show the charging status.

Charging Time: A 10-minute Fast Fuel charge provides up to 4 hours of additional playback.

Full Charge: Provides up to 40 hours of total battery life.

All-Day Battery Life

Up to 40 hours total battery life.



Testing conducted by Apple in May 2023 using preproduction Beats Studio Pro units and software paired with iPhone 13 units and prerelease software. The playlist consisted of 358 unique audio tracks purchased from the iTunes Store (256-Kbps AAC encoding). Volume was set to 50% and Active Noise Cancellation and Transparency were turned off. Testing consisted of full Beats Studio Pro battery discharge while playing audio until Beats Studio Pro stopped playback. With Active Noise Cancellation turned on, listening time was up to 24 hours. Battery life depends on device settings, environment, usage, and many other factors.

A graphic illustrating the impressive 40-hour battery life of the Beats Studio Pro headphones, with a large '40 hours' text overlaid on a headphone icon.

Pairing with Your Device (Bluetooth)

1. **Power On:** Press and hold the power button on the right earcup until the LED indicator lights illuminate.
2. **Pairing Mode:** Press and hold the system button on the right earcup for 3 seconds until the LED indicator lights begin to flash, indicating pairing mode.
3. **Connect:** On your device, go to Bluetooth settings and select "Beats Studio Pro" from the list of available devices.

For Apple users, one-touch pairing is available for seamless integration across your iCloud-connected devices. For Android users, download the Beats app for enhanced features and quick pairing.

Enhanced Apple & Android Compatibility



A person wearing the Beats Studio Pro headphones, emphasizing their enhanced compatibility with both Apple and Android devices for seamless integration.

Connecting via USB-C

The Beats Studio Pro supports lossless audio playback when connected via the included USB-C cable to a compatible audio source device. This connection also allows for charging.

Lossless Audio via USB-C

Plus three distinct built-in sound profiles



While using included USB-C cable with a compatible USB-enabled source device. Requires compatible lossless content from supported apps/services. Not all content is available in lossless format.

A close-up view of the Beats Studio Pro earcup with a USB-C cable connected, illustrating the lossless audio capability when used with a compatible device.

USING YOUR HEADPHONES

On-Device Controls

The multi-function on-ear controls allow you to manage your audio and calls:

- **'b' Button (Left Earcup):** Press once to play/pause audio or answer/end calls. Press twice to skip forward. Press three times to skip backward.
- **Volume Rocker (Left Earcup):** Press the top button to increase volume, and the bottom button to decrease volume.
- **System Button (Right Earcup):** Press once to switch between Active Noise Cancelling and Transparency mode.

Press and hold to activate voice assistant (Siri, Google Assistant).

Active Noise Cancelling (ANC) & Transparency Mode

The Beats Studio Pro offers two distinct listening modes:

- **Active Noise Cancelling (ANC):** Fully adaptive noise cancellation that continuously monitors and blocks external noise for an immersive listening experience.
- **Transparency Mode:** Allows you to hear your surroundings while still enjoying your audio, ideal for staying aware of your environment.

Toggle between these modes using the system button on the right earcup.



A visual representation demonstrating the Active Noise Cancelling (ANC) and Transparency Mode functionalities of the headphones, showing sound waves being blocked or allowed through.

Personalized Spatial Audio

Experience an immersive 360-degree listening environment with Personalized Spatial Audio and dynamic head tracking.

This feature places you at the center of the sound, adapting the audio as you move your head for a truly captivating experience. This feature is available with compatible content and devices.

Call Performance

Voice-targeting microphones precisely filter background noise, ensuring crisp and clear call performance even in noisy environments.

CARE AND MAINTENANCE

To ensure the longevity and optimal performance of your Beats Studio Pro headphones, follow these care guidelines:

- **Cleaning:** Use a soft, dry, lint-free cloth to clean the earcups and headband. Do not use abrasive cleaners or solvents.
- **Storage:** When not in use, store your headphones in the provided protective carrying case to prevent scratches and damage.
- **Avoid Moisture:** The headphones are not water resistant. Avoid exposure to liquids, high humidity, or extreme temperatures.
- **Cable Care:** Handle the USB-C and 3.5mm audio cables carefully. Avoid sharp bends or excessive pulling.

TROUBLESHOOTING

If you encounter issues with your Beats Studio Pro headphones, try the following solutions:

- **No Power:** Ensure the headphones are fully charged. Connect them to a power source using the USB-C cable.
- **Cannot Pair:** Make sure the headphones are in pairing mode (flashing LED lights). Turn off and on Bluetooth on your device. Try unpairing and re-pairing the headphones.
- **No Sound:** Check the volume levels on both the headphones and your connected device. Ensure the headphones are properly connected via Bluetooth or USB-C.
- **Poor Sound Quality:** Move closer to your connected device to reduce interference. Ensure no physical obstructions are between the headphones and the device. If using USB-C, ensure the audio source supports lossless audio.
- **ANC Not Working:** Ensure ANC mode is activated. Check for any physical obstructions on the headphone microphones.
- **Reset:** If issues persist, you may need to reset your headphones. Refer to the Quick Start Guide for specific reset instructions.

SPECIFICATIONS


Feature	Specification
Model Name	Beats Studio Pro
Connectivity Technology	Wireless (Bluetooth 5.3), Wired (USB-C, 3.5mm Jack)
Noise Control	Active Noise Cancellation, Transparency Mode
Battery Life	Up to 40 Hours
Fast Fuel Charging	10-minute charge for up to 4 hours playback
Audio Driver Type	Dynamic Driver



Feature	Specification
Bluetooth Range	Up to 100 Meters (Class 1)
Controls	Volume, App Control, Button Control, Siri, Touch Control, Voice Control
Compatible Devices	Cellphones, Desktops, Gaming Consoles, Laptops, Tablets (Apple & Android)
Weight	1.39 Pounds (approx. 630 grams)
Dimensions	8.81 x 6.33 x 3.97 inches
Water Resistance	Not Water Resistant
Earpiece Shape	Oval
Material	Metal, Engineered Leather, Plastic

WARRANTY AND SUPPORT

Your Beats Studio Pro headphones come with a limited manufacturer's warranty. Please refer to the Warranty Card included in your product packaging for detailed terms and conditions. For technical support, product registration, or further assistance, please visit the official Beats support website or contact their customer service. You can find more information and support resources on the official Beats websitewww.beatsbydre.com/support

Related Documents

 <p>Introduction</p> <p>The Beats Studio Pro Bluetooth Noise Cancelling Headphones are designed to provide premium audio quality and active noise cancellation. They feature a sleek, modern design with a comfortable fit for extended wear. The headphones are compatible with both iOS and Android devices, offering seamless connectivity and control. The active noise cancellation technology effectively reduces background noise, allowing you to enjoy your music in a more immersive and clear sound. The headphones also feature a long battery life, ensuring you can listen for hours without needing to recharge. The Beats Studio Pro is a perfect choice for anyone looking for high-quality audio and noise cancellation in a stylish and comfortable package.</p> <p>Important Note about Product</p> <p>The Beats Studio Pro Bluetooth Noise Cancelling Headphones are designed to provide premium audio quality and active noise cancellation. They feature a sleek, modern design with a comfortable fit for extended wear. The headphones are compatible with both iOS and Android devices, offering seamless connectivity and control. The active noise cancellation technology effectively reduces background noise, allowing you to enjoy your music in a more immersive and clear sound. The headphones also feature a long battery life, ensuring you can listen for hours without needing to recharge. The Beats Studio Pro is a perfect choice for anyone looking for high-quality audio and noise cancellation in a stylish and comfortable package.</p>	<p>Beats Studio Pro Bluetooth Noise Cancelling Headphones: Features, Specs, and Comparison</p> <p>Explore the features, specifications, and comparisons of the Beats Studio Pro Bluetooth Noise Cancelling Headphones, offering premium audio, active noise cancellation, and immersive sound.</p>
<p>Frequently Asked Questions</p> <p>How do I charge my Beats Studio Pro?</p> <p>To charge your Beats Studio Pro, plug the USB-C cable into the charging port. When the battery is fully charged, the LED indicator will turn red. The headphones have a battery life of up to 40 hours with active noise cancellation off, and up to 24 hours with active noise cancellation on.</p> <p>How do I use the Beats Studio Pro?</p> <p>To use the Beats Studio Pro, simply turn them on and connect them to your device via Bluetooth. The headphones have a simple touch control interface for volume, play/pause, and other functions. You can also use the Beats Solo3 app to customize the headphones' settings.</p> <p>How do I use the Beats Studio Pro for gaming?</p> <p>The Beats Studio Pro is designed for gaming, offering a low-latency connection to your console or PC. The headphones have a comfortable fit for extended wear, and the active noise cancellation technology helps you focus on your game. The headphones also feature a 3.5mm audio cable for wired connection.</p> <p>How do I use the Beats Studio Pro for travel?</p> <p>The Beats Studio Pro is a perfect choice for travel, offering a long battery life and active noise cancellation to help you relax on your journey. The headphones are also foldable and come with a carrying case for easy storage and transport.</p>	<p>Beats Fit Pro: Frequently Asked Questions and Product Information</p> <p>Find answers to common questions about Beats Fit Pro wireless earbuds, including charging, pairing, features like Active Noise Cancelling and Spatial Audio, comfort, and water resistance.</p>

	<p>Set Up and Use Beats Studio Buds: Pairing, Features, and Controls</p> <p>Comprehensive guide to setting up and using Beats Studio Buds. Learn how to pair with iPhone, iPad, Android, and Mac. Master music playback, volume control, call handling, Siri, and noise cancellation modes.</p>
	<p>Beats Studio Buds: True Wireless Noise Cancelling Earbuds - Features and Instructions</p> <p>A comprehensive guide to the Beats Studio Buds true wireless noise cancelling earbuds, detailing specifications, what's in the box, modes of operation, pairing instructions for various devices (iOS, Android, Mac), usage tips, and frequently asked questions.</p>