

Masajoy CM7003

Masajoy USB Headset with Microphone for PC

MODEL: CM7003 - USER MANUAL

1. Product Overview

The Masajoy CM7003 is a wired USB headset designed for clear communication and comfortable use with various computing devices. It features a noise-canceling microphone and a stable USB-A connection, making it suitable for home office, online classes, and teleconferencing environments.



Image 1: Masajoy USB Headset CM7003, showcasing the headset with its USB-A connector.

2. Package Contents

- 1 x Masajoy USB Headset (Model CM7003)

3. Setup Instructions

3.1 Connecting the Headset

1. Locate an available USB-A port on your computer, laptop, or compatible device.
2. Insert the USB-A connector of the headset into the USB-A port.
3. The headset is plug-and-play. Your operating system should automatically detect and install the necessary drivers. The device name will typically appear as "USB Audio Device".

Wide Compatibility



macOS



Andriod



Windows 7/8



Windows10



Windows11



Desktop PC



Laptop



USB Plug



Teams



Zoom



Skype



Webex



Facetime



google Meet

Image 2: Illustration of the headset's plug-and-play functionality, showing a user connecting the USB plug to a laptop.

3.2 System Compatibility

The Masajoy CM7003 headset is compatible with a wide range of operating systems and communication platforms:

- **Operating Systems:** macOS, Android, Windows 7/8, Windows 10, Windows 11.
- **Devices:** PCs, Laptops, Tablets, Macs.
- **Communication Platforms:** Teams, Skype, Zoom, Webex, Facetime, Google Meet.

Plug and Play

Headset device name: USB Audio Device



Image 3: Visual representation of the headset's broad compatibility with various operating systems, devices (desktop PC, laptop, USB plug), and communication applications.

4. Operating Instructions

4.1 Adjusting Volume

Volume can be adjusted directly on the headset:

- Rotate the **right ear cup** to increase or decrease the audio volume.

Easily adjust volume

By rotating the right ear cup



Image 4: A user adjusting the volume by rotating the right ear cup of the headset, with an inset diagram showing the rotation direction for volume control.

4.2 Microphone Mute Function

To mute the microphone:

- Lift the microphone boom arm to an upright position (approximately 90 degrees). This action will mute the microphone.
- Lower the microphone boom arm to unmute.

Note: The microphone arm only supports 90-degree adjustment. The headset does **NOT** support right-ear wearing.

Rotationg MIC Boom Mute Control

Rotate the MIC boom to the upright position



The microphone arm only supports **90°** adjustment
NOTE: The headset does NOT SUPPORT right-ear wearing

Image 5: A user demonstrating the microphone mute function by rotating the microphone boom arm upwards. An icon indicates the mute status.

4.3 Optimal Microphone Positioning

For the best noise reduction performance and clear voice capture, position the microphone 1 to 2 cm from your mouth.

Noise Cancelling Microphone

For Better Communication



Image 6: A person using the headset, highlighting the noise-canceling microphone feature for improved communication, with a visual representation of sound wave reduction.

5. Comfort and Design

The Masajoy CM7003 headset is engineered for extended wear comfort:

- **Ear Cushions:** Made with premium soft, breathable protein memory foam to prevent heat and sweat buildup.
- **Headband:** Adjustable and retractable to fit various head sizes.
- **Weight:** Lightweight design (approximately 5 ounces / 0.23 kg) reduces pressure during prolonged use.

Enjoy All-day Comfort



Soft Earpads



Cushion Leather Head Beam



Adjustable Headband

Image 7: Close-up view illustrating the comfort features of the headset, including soft earpads, a cushioned leather head beam, and an adjustable headband.

6. Maintenance

To ensure the longevity and optimal performance of your headset, follow these maintenance guidelines:

- **Cleaning:** Use a soft, dry cloth to wipe down the ear cups and headband. Avoid using harsh chemicals or abrasive materials.
- **Storage:** Store the headset in a clean, dry place away from extreme temperatures and direct sunlight.
- **Cable Care:** Avoid sharp bends or excessive pulling on the USB cable to prevent damage.

7. Troubleshooting

If you encounter issues with your Masajoy CM7003 headset, refer to the following common solutions:

- **No Sound:**
 - Ensure the headset is securely plugged into a working USB-A port.
 - Check your computer's audio settings to confirm "USB Audio Device" is selected as the output device.
 - Verify the volume control on the headset (right ear cup) is not at its minimum setting.
 - Test with a different USB port or another computer to rule out port or system issues.
- **Microphone Not Working:**
 - Ensure the microphone boom arm is lowered and not in the muted (upright) position.
 - Check your computer's audio settings to confirm "USB Audio Device" is selected as the input device.
 - Adjust the microphone input level in your system settings.
 - Ensure the microphone is positioned 1-2 cm from your mouth.
- **Sound Distortion or Static:**
 - Try plugging the headset into a different USB port.
 - Ensure there are no other devices causing electrical interference nearby.
 - Update your computer's audio drivers if available.

8. Specifications





Model Name	CM7003
Connectivity Technology	Wired (USB-A)
Headphones Jack	USB A
Noise Control	Passive Noise Cancellation
Frequency Range	20Hz - 20,000Hz
Impedance	32 Ohm
Audio Driver Type	Dynamic Driver
Ear Placement	On Ear
Form Factor	On Ear
Item Weight	0.23 Kilograms (8.1 ounces)
Included Components	USB Headset
Control Method	Push Button (Volume rotation, Mic lift)

9. Warranty and Support

For warranty information or technical support, please refer to the documentation included with your purchase or contact Masajoy customer service directly. Contact details can typically be found on the manufacturer's official website or through your retailer.

If you experience any product problems during use, please contact our support team for assistance. Our senior engineers are available to help resolve issues as soon as possible.

Related Documents - CM7003

	<p>Spark 06 Wireless Headset with AI Noise Cancelling Mic - User Manual</p> <p>Detailed user manual for the Masajoy Spark 06 wireless headset. Features AI noise cancelling microphone, Bluetooth V5.3, USB A/C dongle, and mic mute function for clear calls on computers and mobile devices.</p>
	<p>Spark 06 Wireless Headset Quick Start Guide</p> <p>A quick start guide for the Spark 06 wireless headset, detailing connection methods via transmitter, Bluetooth, and wired 3.5mm audio cable, along with troubleshooting tips for sound and microphone issues.</p>
	<p>Spark 06 Wireless Headset with AI Noise Cancelling Mic - User Manual</p> <p>Detailed user manual for the Masajoy Spark 06 wireless headset. Features AI noise cancelling microphone, Bluetooth V5.3, USB A/C dongle, and mic mute function for clear calls on computers and mobile devices.</p>
	<p>Spark 06 Wireless Headset Quick Start Guide</p> <p>A quick start guide for the Spark 06 wireless headset, detailing connection methods via transmitter, Bluetooth, and wired 3.5mm audio cable, along with troubleshooting tips for sound and microphone issues.</p>