



Manuals.plus /

› MSmask /

› MSmask Queen Bed Frame Instruction Manual: 2-Tier Storage Headboard, LED Lights, Charging Station, and 4 Drawers

## MSmask queen bed frame with storage

# MSmask Queen Bed Frame Instruction Manual

Model: Queen Bed Frame with Storage

## 1. SAFETY INFORMATION

---

Please read and understand all instructions before assembly and use. Keep this manual for future reference.

- Do not exceed the maximum weight capacity of **1,000 lbs**.
- Be cautious of sharp edges and potential pinch points during assembly and use, especially around drawers and the charging station.
- Follow all assembly instructions carefully to ensure the bed frame is stable and secure.
- Handle LED lights and electrical components with care to prevent damage or injury.
- Ensure all connections for the charging station are properly secured before use.

## 2. PRODUCT OVERVIEW

---

### Key Features:

- **2-Tier Storage Headboard:** Provides accessible shelving for items like clocks, books, and decorations.
- **Integrated LED Lights:** Features over 60,000 RGB colors, 29 dynamic modes, music synchronization, microphone function, and timing. Controllable via remote or mobile app.
- **Charging Station:** Located in the headboard, includes 1 TYPE-C port, 1 USB port, and 2 AC sockets for convenient device charging.
- **4 Under-Bed Storage Drawers:** Large, sliding drawers offer ample hidden storage space.
- **Sturdy Construction:** Heavy-duty metal frame, solid wooden slats, and metal leg support ensure stability and durability.
- **Noise-Free Design:** EVA silent strips on the main metal rod minimize noise from metal-to-slat contact.
- **Upholstered Design:** Features pebbled faux leather for a soft touch, durability, and easy cleaning.

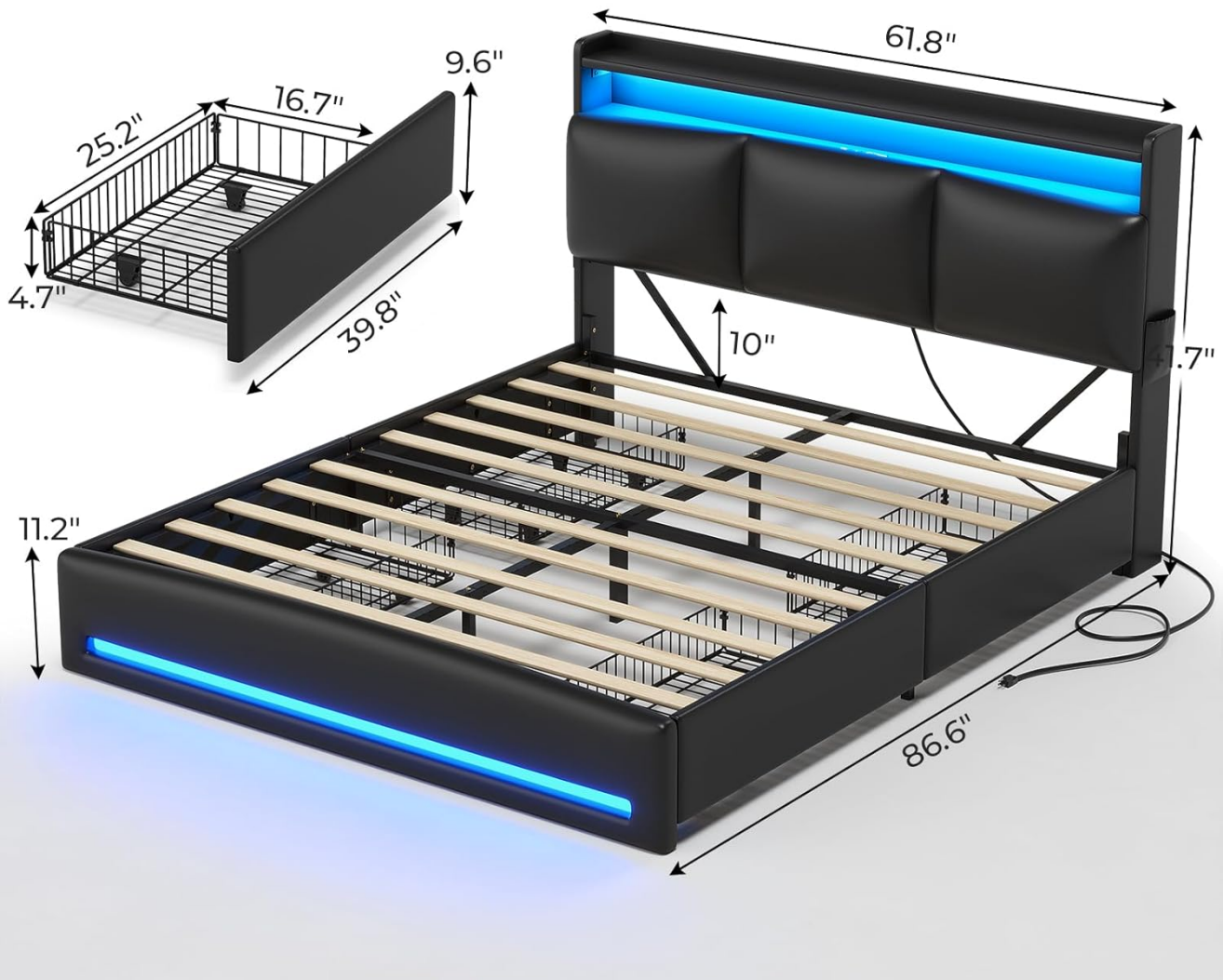
### Product Dimensions:

Overall dimensions: 86.6"L x 61.8"W x 41.7"H.

# QUEEN SIZE



**L x W x H**  
86.6" x 61.8" X 41.7"



*Image: Detailed dimensions of the MSmask Queen Bed Frame, illustrating the overall size and individual component measurements like headboard height and drawer depth.*

## Package Contents:

- Headboard components (including LED lights and charging station)
- Bed frame side rails and footboard
- Wooden slats and metal support bars
- 4 Storage drawers with wheels
- Assembly hardware (screws, bolts, tools)
- Remote control for LED lights
- Instruction Manual

## 3. SETUP AND ASSEMBLY


The MSmask Queen Bed Frame is designed for straightforward assembly. All necessary components and clear numbered parts are included in one box. Follow the detailed assembly instructions provided in the separate manual included with your product.

## Key Assembly Tips:

- Unpack all components and verify against the parts list before beginning.
- Assemble on a soft, clean surface to prevent scratching.
- Do not fully tighten screws until all parts are loosely assembled.
- The plastic snap design for slats reduces installation difficulty. Ensure slats are securely snapped into place.
- When installing LED lights, identify the correct length for each section (headboard vs. footboard) before adhering.

### Easy to Assemble

The plastic snap design reduces the difficulty of installation and saves installation time



### Noise Free

EVA sponge between the bed slats and the metal bed frame to reduce noise, Say goodbye to squeaks

*Image: Visual guide highlighting the easy assembly features, such as the plastic snap mechanism for bed slats and the EVA sponge for noise reduction.*

## 4. OPERATING INSTRUCTIONS

### 4.1. LED Lights Operation

The integrated LED lights offer extensive customization for your bedroom ambiance.

- **Control Methods:** Use the included remote control or download the designated mobile application (refer to the LED light specific manual for app details).

- **Color and Mode Selection:** Choose from over 60,000 RGB colors and 29 dynamic lighting modes.
- **Brightness and Speed:** Adjust the intensity and speed of dynamic modes to your preference.
- **Music Sync & Microphone:** The lights can synchronize with music rhythm via the built-in microphone or app.
- **Timing Function:** Set schedules for the lights to turn on or off automatically.



*Image: Overview of the Smart RGB LED Lights, demonstrating various features and control options via remote and mobile application.*

## 4.2. Charging Station Usage

The headboard features a convenient charging station for your electronic devices.

- **Ports:** The station includes 1 TYPE-C port (5V/3A), 1 USB port (5V/2A), and 2 standard AC outlets (125V/12A).
- **Connection:** Ensure the bed frame's power cord is securely plugged into a functional wall outlet.
- **Usage:** Connect your mobile phone, tablet, or other electronic devices to the appropriate port for charging.



*Image: Detailed view of the storage headboard's charging station, illustrating the available power outlets and USB/Type-C ports.*

### 4.3. Storage Drawers

The four under-bed drawers provide ample storage for various items.

- **Access:** The drawers are designed to slide smoothly on wheels for easy access.
- **Capacity:** Utilize the space for bedding, clothing, books, or other personal belongings.
- **Stability:** Ensure items are evenly distributed within the drawers to maintain balance and ease of movement.




Image: Illustration of the four under-bed storage drawers, highlighting their capacity and the smooth-rolling wheels for easy access.

## 5. MAINTENANCE

---

Proper maintenance will extend the life and appearance of your bed frame.

- **Cleaning the Upholstery:** The pebbled faux leather is designed for easy cleaning. Wipe with a soft, damp cloth. For tougher stains, use a mild soap solution and immediately wipe dry. Avoid harsh chemicals or abrasive cleaners.
- **Frame Inspection:** Periodically check all bolts and screws to ensure they remain tight. Re-tighten as necessary.
- **Drawer Maintenance:** Keep drawer tracks free of debris to ensure smooth operation.
- **LED Lights:** If LED lights become dusty, gently wipe them with a dry, soft cloth. Do not use liquids directly on the light strips.



*Image: Close-up of the pebbled faux leather material, emphasizing its soft texture, durability, and ease of cleaning.*

## 6. TROUBLESHOOTING

---

This section addresses common issues you might encounter.

| Problem                                | Possible Cause  | Solution  |
|--|---|---|
| Bed frame is wobbly or noisy.          | Loose bolts/screws; slats not properly installed; uneven floor.                       | Ensure all bolts and screws are tightened. Verify all wooden slats are securely snapped into place. Check if the bed is on a level surface.               |
| LED lights not working.                | Power cord unplugged; remote battery dead; loose connection; app issue.               | Check if the bed frame's power cord is plugged in. Replace remote batteries. Ensure LED light connections are secure. Reinstall or update the mobile app. |
| Charging station not providing power.  | Bed frame power cord unplugged; device cable faulty; charging station internal issue. | Verify the bed frame is plugged into a live outlet. Test with a different charging cable and device. If issue persists, contact customer support.         |
| Drawers do not slide smoothly.         | Debris in tracks; uneven load; damaged wheels.  | Clear any obstructions from the drawer tracks. Redistribute contents evenly. Inspect wheels for damage; contact support if damaged.                       |
| Missing or damaged parts upon arrival. | Shipping damage; packaging error.   | Contact MSmask customer support immediately with your purchase details and a description of the missing/damaged parts.                                    |

## 7. SPECIFICATIONS

| Feature                | Detail  |
|------------------------|---|
| Size                   | Queen   |
| Product Dimensions     | 86.6"L x 61.8"W x 41.7"H  |
| Weight Capacity        | Up to 1,000 lbs   |
| Special Features       | 2-Tier Storage Headboard, LED Lights, Charging Station, 4 Storage Drawers |
| Color                  | Black Pu  |
| Finish Type            | Lacquered   |
| Headboard Material     | Faux Leather  |
| Item Weight            | 111.3 pounds  |
| Charging Station Ports | 1x TYPE-C (5V/3A), 1x USB (5V/2A), 2x AC Outlets (125V/12A)               |

## 8. WARRANTY AND SUPPORT

For warranty information, please refer to the documentation included with your purchase or contact MSmask customer service. If you encounter any problems or have questions regarding your MSmask Queen Bed Frame, please do not hesitate to contact us. We aim to respond within 24 hours.

**Customer Support:** Please visit the official MSmask website or refer to your purchase receipt for contact details.

