



Manuals.plus /

- › **OPPO** /
- › OPPO A5X 5G Smartphone User Manual

## OPPO CPH2733

# OPPO A5X 5G Smartphone User Manual

Model: CPH2733

## 1. INTRODUCTION

---

This manual provides essential information for the safe and efficient use of your OPPO A5X 5G smartphone. Please read this manual thoroughly before using your device to ensure optimal performance and longevity. Keep this manual for future reference.

### Package Contents

Verify that your package contains the following items:

- OPPO A5X 5G Smartphone (Model: CPH2733)
- Phone Case
- Power Adapter
- USB Cable
- SIM Tray Ejector
- Screen Protector (pre-applied or in box)
- Quick Start Guide (this document)
- Safety Information

If any items are missing or damaged, please contact your retailer or OPPO customer support.

## 2. DEVICE OVERVIEW

---

Familiarize yourself with the physical components of your OPPO A5X 5G smartphone.



Image: Front and back view of the OPPO A5X 5G smartphone in Laser White. The front displays the screen, and the back shows the dual camera module and OPPO branding.

## Front View

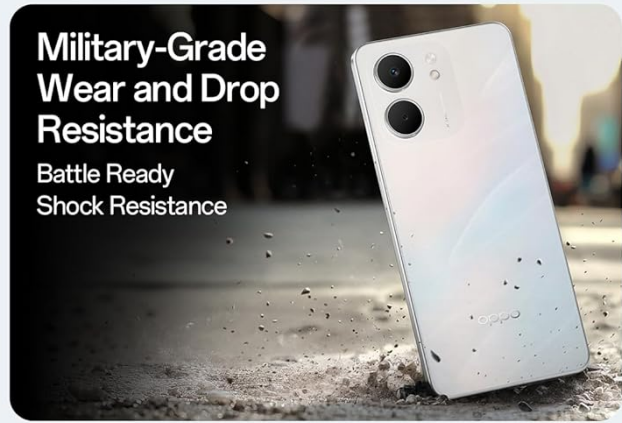
## IP65 Water & Dust Resistance

Dust-Free Days, Drizzle-Proof Ways



## Military-Grade Wear and Drop Resistance

Battle Ready  
Shock Resistance



## 1000nits Ultra Bright Display

Bright Days, Better Display



## 6000mAh Large Battery 45W SUPERVOOC™ Flash Charge

Last Longer, Look Leaner



## Outdoor Mode Glove Touch

Built Tough for the Outdoor,  
Controlled Smoothly with Gloves

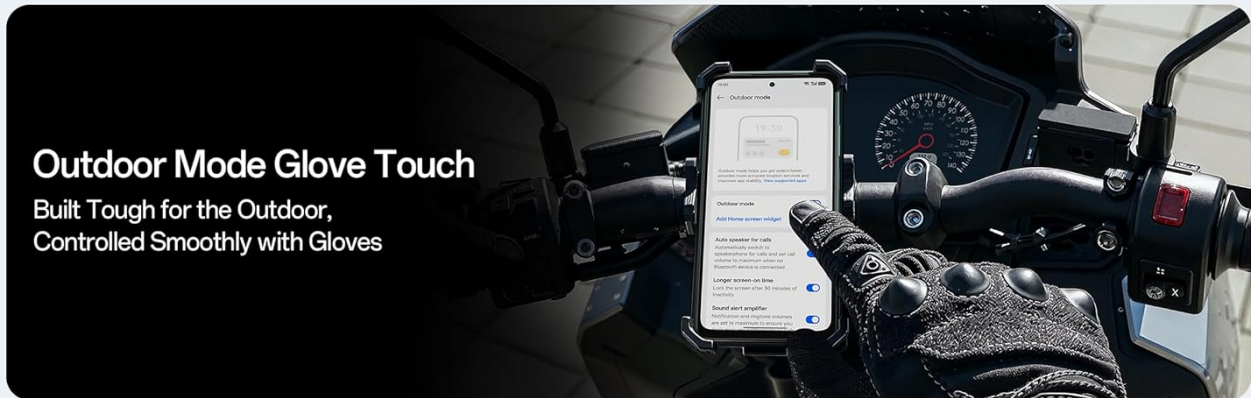


Image: Close-up of the OPPO A5X 5G smartphone's front, highlighting the display and front camera.

- **Front Camera:** For selfies and video calls.
- **Earpiece:** For audio during calls.
- **Display:** 6.67-inch HD+ LCD 120Hz Ultra Bright Display.

## Side and Back View



Image: Side view of the OPPO A5X 5G smartphone, showing the power button and volume rocker.



Image: Bottom view of the OPPO A5X 5G smartphone, showing the headphone jack, USB-C port, and speaker grille.

- **Power Button:** Located on the right side. Press to turn on/off or wake/sleep the screen.
- **Volume Buttons:** Located on the left side. Press to adjust volume.
- **SIM/SD Card Tray:** Located on the left side.
- **USB Type-C Port:** For charging and data transfer.
- **3.5mm Headphone Jack:** For connecting wired headphones.
- **Speaker:** For audio output.
- **Rear Cameras:** 32MP Ultra-Clear Rear camera system.
- **Flash:** For illuminating photos in low light.

### 3. SETUP

---

## Installing SIM and SD Card

1. Power off your device before inserting or removing the SIM/SD card.
2. Locate the SIM tray on the left side of the phone.
3. Insert the SIM ejector tool into the small hole next to the tray and press firmly until the tray pops out.
4. Place your Nano-SIM card(s) and/or microSD card into the designated slots on the tray. Ensure the gold contacts face downwards.
5. Carefully reinsert the tray into the phone until it clicks into place.

## Initial Power On and Setup

1. Press and hold the Power button until the OPPO logo appears.
2. Follow the on-screen instructions to select your language, region, connect to Wi-Fi, and set up your Google account.
3. You will be guided through setting up security features like fingerprint unlock or facial recognition.

## 4. OPERATING YOUR DEVICE

---

### Basic Functions

- **Making Calls:** Open the Phone app, enter the number, and tap the call icon.
- **Sending Messages:** Open the Messages app, tap 'Start chat', enter recipient and message.
- **Internet Connectivity:** Connect to Wi-Fi via Settings > Wi-Fi, or enable mobile data via Settings > Mobile Network.
- **Navigation:** Use gestures or on-screen navigation buttons to move between apps and screens.

### Camera Usage

Your OPPO A5X 5G features a 32MP Ultra-Clear Rear camera and a 5MP Front Selfie Camera.




Image: Close-up of the dual camera module on the back of the OPPO A5X 5G.

- Open the Camera app.
- Select desired mode (Photo, Video, Portrait, etc.).
- Tap the shutter button to capture.
- Utilize AI Portrait Retouching, AI Clarity Enhancer, and AI Unblur for enhanced photos.
- **Dual-View Video:** Record simultaneously with front and rear cameras.

## Display Features

The 16.94 cm (6.67-inch) HD+ LCD 120Hz Ultra Bright Display offers a smooth visual experience.

# 1000nits Ultra Bright Display

Bright Days, Better Display



1000 nits

Image: The OPPO A5X 5G display showcasing its 1000 nits ultra-brightness, ideal for outdoor visibility.

- **120Hz Refresh Rate:** Provides smoother scrolling and animations. Adjust in Settings > Display & Brightness > Screen refresh rate.
- **Splash Touch:** Enables smooth touch control even with water droplets or oil stains on the screen.
- **Outdoor Mode & Glove Touch:** Enhances screen visibility and touch responsiveness in outdoor conditions or when wearing gloves. Access via Quick Settings or Display settings.

## Outdoor Mode & Glove Touch

Ready for the Real World

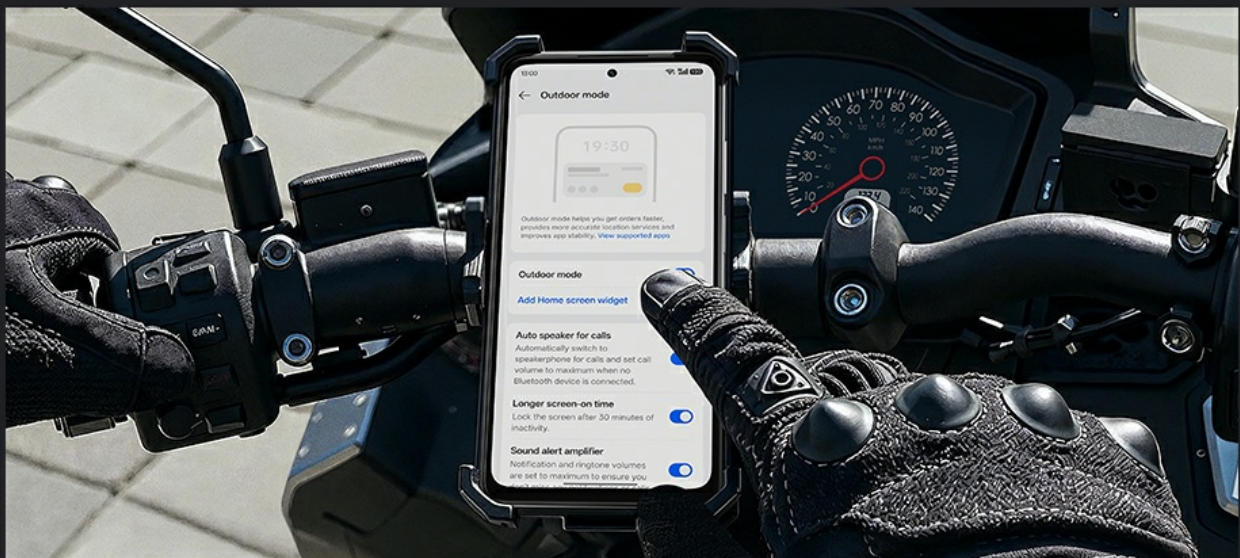


Image: A user interacting with the OPPO A5X 5G display while wearing gloves, demonstrating the Outdoor Mode & Glove Touch feature on a motorcycle mount.

## 5. BATTERY AND CHARGING

Your OPPO A5X 5G is equipped with a 6000mAh hyper energy battery and supports 45W SuperVOOC charging.

### 6000mAh Large Battery

#### Last Longer, Look Leaner



Image: An internal view of the OPPO A5X 5G, highlighting the large 6000mAh battery component.

- Use only the official OPPO 45W SuperVOOC power adapter and USB cable provided with your device.
- Connect the USB cable to the phone's Type-C port and the power adapter, then plug the adapter into a power outlet.
- Avoid using the phone while charging for extended periods to prevent overheating.
- For optimal battery life, avoid fully discharging the battery frequently.

## 6. MAINTENANCE AND CARE

### Cleaning Your Device

- Use a soft, lint-free cloth to clean the screen and body.
- Avoid using harsh chemicals, abrasive cleaners, or compressed air.
- The device has IP65 Water & Dust Resistance. While it offers protection against splashes and dust, avoid intentional submersion.

# IP65 Water and Dust Resistance

Live Wild, Worry Free



Image: The OPPO A5X 5G smartphone being splashed with water, illustrating its IP65 water and dust resistance.

## Durability Features

Your device features a 360° Armour Body with flagship-grade high-strength reinforced glass and OPPO proprietary high-strength alloy framework, making it MIL-STD Shock Resistance Certified.

# Military-Grade Shock Resistance

Battle Ready Shock Resistance




Image: The OPPO A5X 5G smartphone shown on a street, with a graphic indicating its Military-Grade Shock Resistance certification.

## Software Updates

Regularly check for and install software updates to ensure your device has the latest features, security patches, and performance improvements. Go to Settings > About device > Up to date to check for updates.

## 7. TROUBLESHOOTING

Problem	Solution
Device does not turn on.	Ensure the battery is charged. Connect to the charger for at least 10 minutes, then try powering on. If it still doesn't turn on, perform a force restart by holding the Power button for 10-15 seconds.
Poor call quality (e.g., cannot hear other person clearly).	Check network signal strength. Ensure earpiece is not blocked. Try restarting the phone. If the issue persists across different locations and networks, contact customer support.
Battery drains quickly.	Reduce screen brightness, close unused apps, disable unnecessary background processes, and limit location services. Check battery usage in Settings to identify power-hungry apps.
Apps are crashing or freezing.	Clear the app's cache (Settings > Apps > [App Name] > Storage > Clear cache). Update the app to the latest version. If the issue continues, uninstall and reinstall the app.
Cannot connect to Wi-Fi.	Ensure Wi-Fi is enabled on your phone and the router is working. Restart both your phone and the Wi-Fi router. Forget the network and reconnect.

## 8. SPECIFICATIONS

<b>Model Number</b>	CPH2733
<b>Operating System</b>	Android 14 (ColorOS 14.0)
<b>Processor</b>	MediaTek Dimensity 6300
<b>RAM</b>	4 GB
<b>Internal Storage</b>	64 GB
<b>Display</b>	6.67 Inches HD+ LCD, 120Hz, 1000 nits Ultra Bright
<b>Rear Camera</b>	32MP Ultra-Clear
<b>Front Camera</b>	5MP
<b>Battery Capacity</b>	6000 mAh
<b>Charging</b>	45W SuperVOOC
<b>Connectivity</b>	5G, Dual SIM
<b>Special Features</b>	IP65 Water & Dust Resistance, Military-Grade Shock Resistance, Fast Charging Support, Water Resistant
<b>Dimensions (LxWxH)</b>	16.5 x 7.6 x 0.8 cm
<b>Weight</b>	195 g
<b>Color</b>	Laser White

## 9. WARRANTY AND SUPPORT

Your OPPO A5X 5G smartphone comes with a manufacturer's warranty. Please refer to the warranty card included in your package for specific terms and conditions, including warranty period and coverage details.

### Customer Support

For technical assistance, service, or warranty claims, please contact OPPO customer support:

- **OPPO Customer Service Number:** 18001032777 (as per manufacturer details)
- Visit the official OPPO website for support resources, FAQs, and service center locations.

Please have your device's model number (CPH2733) and purchase information ready when contacting support.