

## boAt Rockerz 550

# boAt Rockerz Plus 550 Bluetooth Headphones User Manual

Model: Rockerz Plus 550

## 1. INTRODUCTION

This manual provides detailed instructions for the safe and efficient use of your boAt Rockerz Plus 550 Bluetooth Headphones. Please read this manual thoroughly before using the product and retain it for future reference.

## 2. WHAT'S IN THE BOX

- boAt Rockerz Plus 550 Headphones
- Charging Cable
- AUX Cable
- User Manual



Image: boAt Rockerz Plus 550 Bluetooth Headphones, showcasing the Blue Psyche color variant and customizable earcups.

### 3. PRODUCT OVERVIEW AND CONTROLS

Familiarize yourself with the various parts and controls of your headphones.

# Easy Access Controls

Dual Compatibility:  
BT v5.4, AUX


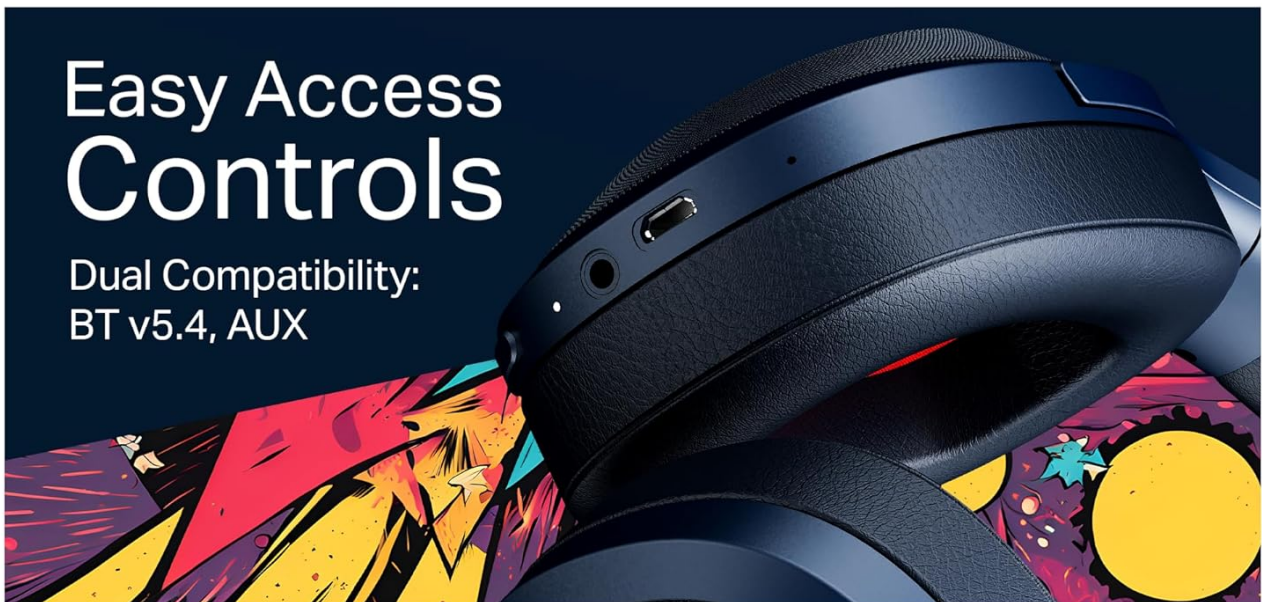


Image: Detailed view of the headphone's control buttons and ports, including the charging port and AUX input.

## Key Controls:

- **Power Button:** Press and hold to power on/off.
- **Volume Up/Next Track:** Short press for volume up, long press for next track.
- **Volume Down/Previous Track:** Short press for volume down, long press for previous track.
- **Multi-function Button (MFB):** Play/pause, answer/end calls, activate voice assistant.
- **AUX Port:** For wired connection.
- **Charging Port:** For charging the headphones.

## 4. SETUP

### 4.1 Charging the Headphones

1. Connect the charging cable to the charging port on the headphones.
2. Connect the other end of the cable to a USB power adapter (not included) or a computer's USB port.



3. The LED indicator will show charging status. It will turn off or change color when fully charged.

A full charge provides up to 100 hours of playback time.



Image: The boAt Rockerz Plus 550 headphones highlighting their extended battery life of up to 100 hours.

## 4.2 Bluetooth Pairing

1. Ensure the headphones are fully charged.
2. Press and hold the Power button until the LED indicator flashes blue and red, indicating pairing mode.
3. On your device (smartphone, tablet, laptop), enable Bluetooth and search for available devices.
4. Select "boAt Rockerz Plus 550" from the list of devices.
5. Once connected, the LED indicator will flash blue slowly.

## 4.3 Dual Pairing

The headphones support dual pairing, allowing connection to two devices simultaneously.

1. Pair the headphones with the first device as described in section 4.2.

2. Disable Bluetooth on the first device. The headphones will re-enter pairing mode.
3. Pair the headphones with the second device.
4. Enable Bluetooth on the first device. The headphones will automatically connect to both devices.

You can now seamlessly switch between audio sources from both connected devices.


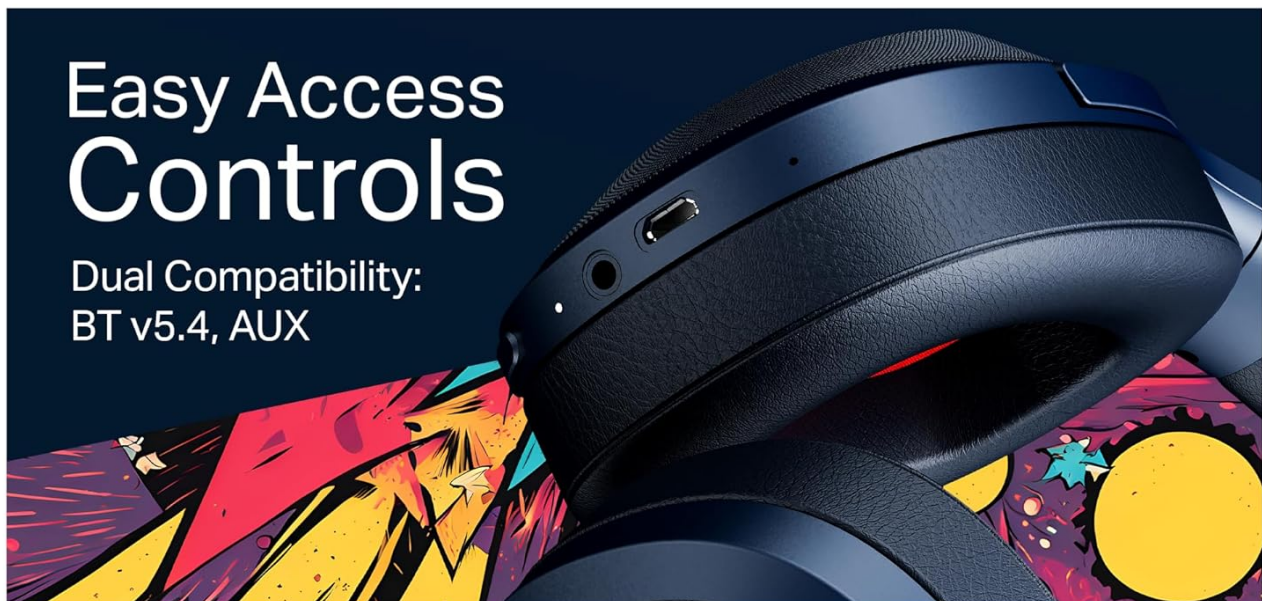


Image: Visual representation of the dual pairing functionality, showing a phone and a tablet simultaneously connected to the headphones.

## 4.4 AUX Connection

For a wired connection, use the provided AUX cable.

1. Connect one end of the AUX cable to the headphone's AUX port.
2. Connect the other end to your audio device's 3.5mm audio jack.
3. The headphones will automatically switch to AUX mode.

## 5. OPERATING INSTRUCTIONS

## 5.1 Music Playback

- **Play/Pause:** Press the MFB once.
- **Next Track:** Long press the Volume Up button.
- **Previous Track:** Long press the Volume Down button.
- **Volume Up:** Short press the Volume Up button.
- **Volume Down:** Short press the Volume Down button.

## 5.2 Call Management

- **Answer/End Call:** Press the MFB once.
- **Reject Call:** Press and hold the MFB for 2 seconds.

## 5.3 Voice Assistant

Activate your device's voice assistant (Siri, Google Assistant) directly from the headphones.

- **Activate Voice Assistant:** Double-press the MFB.

## 5.4 Customizable Earcups

The boAt Rockerz Plus 550 features customizable earcups, allowing you to change their appearance.



# Customizable Earcups



Image: A detailed view demonstrating how the customizable earcups can be removed and replaced on the headphones.

## 5.5 boAt Hearables App Support

Enhance your experience by downloading the boAt Hearables App. The app provides additional features and user guides.

# boAt

## Hearables App



Stream Top Tracks



Listen to Audiobooks



User Help Guide

Scan & Explore now.



### Hearables App

More than just sound.  
Your Audio companion.

Image: A smartphone showing the boAt Hearables App interface, including a QR code for easy access. Scan the QR code or visit <https://l.ead.me/bdAX6k> to download the app.

## 6. MAINTENANCE

- **Cleaning:** Wipe the headphones with a soft, dry cloth. Do not use abrasive cleaners or solvents.
- **Storage:** Store the headphones in a cool, dry place away from direct sunlight and extreme temperatures.
- **Battery Care:** To prolong battery life, charge the headphones regularly, even if not in frequent use. Avoid fully discharging the battery for extended periods.

## 7. TROUBLESHOOTING

Problem	Possible Cause	Solution
---------	----------------	----------



Problem	Possible Cause	Solution
Headphones do not power on.	Low battery.	Charge the headphones fully.
Cannot pair with device.	Bluetooth not enabled, headphones not in pairing mode, or device too far.	Ensure Bluetooth is on, headphones are in pairing mode (flashing red/blue), and within range (10 meters). Try restarting both devices.
No sound or low volume.	Volume too low on headphones or device, incorrect audio output selected, or loose AUX cable.	Adjust volume on both devices. Check audio output settings. Ensure AUX cable is securely connected.
Intermittent connection.	Interference, device too far, or low battery.	Move closer to the device, avoid obstacles, and ensure headphones are charged. Avoid environments with strong Wi-Fi or other Bluetooth signals.

## 8. SPECIFICATIONS

Feature	Detail
Model Name	Rockerz 550
Connectivity Technology	Bluetooth v5.4, 3.5 mm Jack
Audio Driver Type	Dynamic Driver
Driver Size	50mm
Battery Life	Up to 100 Hours
Earpiece Shape	Over Ear
Noise Control	Passive Sound Isolation
Control Method	Push Button
Item Weight	250 Grams
Product Dimensions	17 x 9 x 20 cm
Battery Type	Lithium Ion (Rechargeable)
Manufacturer	Imagine Marketing Ltd
Country of Origin	China



Image: An internal view highlighting the 50mm audio drivers, responsible for the boAt Signature Sound.







## 9. WARRANTY AND SUPPORT

Your boAt Rockerz Plus 550 headphones come with a standard manufacturer's warranty. Please refer to the warranty card included in your package for specific terms and conditions.

For technical support, service, or warranty claims, please contact boAt customer service:

- **Manufacturer:** Imagine Marketing Ltd
- **Email:** [info@imaginemarketingindia.com](mailto:info@imaginemarketingindia.com)
- **Online Support:** Visit the official boAt website for FAQs and support resources.

## Related Documents - Rockerz 550

	<p><a href="#">boAt Rockerz 550 Over-Ear Wireless Headphones User Manual</a></p> <p>User manual for the boAt Rockerz 550 Over-Ear Wireless Headphones, detailing specifications, safety precautions, charging, Bluetooth connectivity, and basic functions.</p>
	<p><a href="#">boAt Rockerz 450 Pro: On-Ear Wireless Headphones with 70-Hour Playtime</a></p> <p>Comprehensive guide to the boAt Rockerz 450 Pro on-ear wireless headphones, detailing features like 70-hour battery life, 40mm drivers, Bluetooth V5.0, charging, functions, specifications, and troubleshooting tips.</p>
	<p><a href="#">boAt Rockerz 650 Wireless Bluetooth Headphones User Manual</a></p> <p>Comprehensive user manual for the boAt Rockerz 650 wireless Bluetooth headphones, detailing features, functions, pairing, charging, specifications, and safety precautions for optimal use.</p>
	<p><a href="#">boAt Rockerz 480 Wireless Headphones User Manual</a></p> <p>User manual for the boAt Rockerz 480 wireless headphones, covering basic functions, charging, dual pairing, reset, specifications, and safety precautions.</p>
	<p><a href="#">boAt Rockerz 551ANC Wireless ANC Headphones User Manual</a></p> <p>Comprehensive user manual for the boAt Rockerz 551ANC Wireless ANC Headphones, detailing features, specifications, functions, and safety precautions.</p>
	<p><a href="#">Boat Rockerz 412 Smart Guide: Wireless Bluetooth Headphones User Manual</a></p> <p>Comprehensive user guide for the Boat Rockerz 412 wireless Bluetooth headphones, covering setup, functions, troubleshooting, and specifications.</p>