



[Manuals.plus](#) /

> [BedsPick](#) /

> BedsPick Twin Bed Frame with Headboard and LED Lights Instruction Manual

BedsPick AMG005280

BedsPick Twin Bed Frame with Headboard and LED Lights Instruction Manual

Model: AMG005280 | Brand: BedsPick

1. PRODUCT OVERVIEW

The BedsPick Twin Bed Frame is designed for comfort and convenience, featuring a 101° angled velvet upholstered headboard with high resilience foam padding for back support. It includes a 2-tier storage headboard with three separate compartments, a built-in charging station with 2 USB-A ports (5V/2A) and 2 AC outlets (120V/12A), and adjustable RGB LED lights controllable via remote or app, with music sync functionality. The frame is constructed from heavy-duty metal slats and legs, ensuring stability and quiet operation, supporting up to 600 pounds. It offers 12.4 inches of under-bed storage space and requires no box spring.



Figure 1: BedsPick Twin Bed Frame with LED Headboard and Storage

2. IMPORTANT SAFETY INFORMATION

WARNING:

- Do not exceed the maximum weight recommendation of 600 pounds.
- Keep small parts and sharp edges out of reach of children.
- Always follow the assembly instructions carefully to prevent instability or collapse.

3. SETUP AND ASSEMBLY

3.1 Package Contents

Ensure all components are present before beginning assembly:

- Bookcase

- Headboard
- Installation Manual
- LED Light Strip
- Slats
- All necessary hardware (screws, tools)

3.2 Assembly Steps

The BedsPick Twin Bed Frame is designed for easy assembly, with an upgraded structure and reduced screw count. One person can typically complete assembly in less than 30 minutes by following the clear and detailed instructions provided in the installation manual.

1. Unpack all components and verify against the package contents list.
2. Assemble the main bed frame structure according to the provided manual. The frame features an embedded design for stability.
3. Attach the headboard to the assembled frame.
4. Install the metal slats onto the frame. The slats are heavy-duty and designed for stable support.
5. Connect the LED light strip and charging station components as instructed.





Figure 2: Illustration of the easy assembly process and embedded design.

Video 1: Assembly overview of a similar bed frame, demonstrating the general setup process.

4. OPERATING INSTRUCTIONS

4.1 LED Lights Operation

The integrated RGB LED lights can be customized to enhance your bedroom's ambiance. Control options include:

- **Remote Control:** Use the included remote to change colors, adjust brightness, and select various modes.
- **Mobile App:** Download the dedicated app to access more extensive customization options, including over 60,000 colors, dynamic modes, and music sync functionality, where lights change with the melody of music.

Enjoy Your Lighting Ambiance

Remote & APP control RGB LED lights



Figure 3: LED lights demonstrating various colors and control options.

Video 2: Demonstration of the BedsPick Bed Frame with Headboard, showcasing LED light features.

4.2 Charging Station Usage

The headboard is equipped with a convenient charging station:

- **USB-A Ports:** Two (2) USB-A ports (5V/2A) are available for charging compatible electronic devices.
- **AC Outlets:** Two (2) standard AC outlets (120V/12A) provide power for other devices.

You can charge up to 4 electronic devices simultaneously, eliminating the need for tangled cords and searching for wall outlets.

Storage & Charging Headboard



Figure 4: Close-up of the headboard's charging station and storage compartments.

5. MAINTENANCE

To maintain the appearance and longevity of your BedsPick Twin Bed Frame:

- **Cleaning:** Wipe the metal and wooden surfaces with a dry cloth. For the velvet upholstered headboard, use a soft, damp cloth and mild detergent if necessary, then blot dry. Avoid harsh chemicals.
- **Regular Checks:** Periodically check all screws and connections to ensure they are tight. Tighten if loose.
- **Noise Reduction:** The frame includes EVA insulation foam to prevent squeaking. If any noise occurs, re-check connections and ensure the mattress is properly seated.

6. TROUBLESHOOTING

If you encounter any issues with your BedsPick Twin Bed Frame, refer to the following common solutions:

- **LED Lights Not Working:** Ensure the power cable for the LED strip is securely plugged into both the headboard

and a functional wall outlet. Check the remote control battery. If using the app, ensure Bluetooth is enabled and the app is properly connected.

- **Charging Station Not Functioning:** Verify that the main power cable for the charging station is correctly plugged into a live wall outlet. Test with different devices and cables to rule out device-specific issues.
- **Squeaking Noises:** Tighten all bolts and screws on the bed frame. Ensure the mattress is correctly positioned and not causing friction against the frame. The EVA foam should prevent most noise.
- **Instability:** Re-check all assembly connections. Ensure the bed is on a flat, level surface.

If problems persist, please contact customer support.

7. PRODUCT SPECIFICATIONS

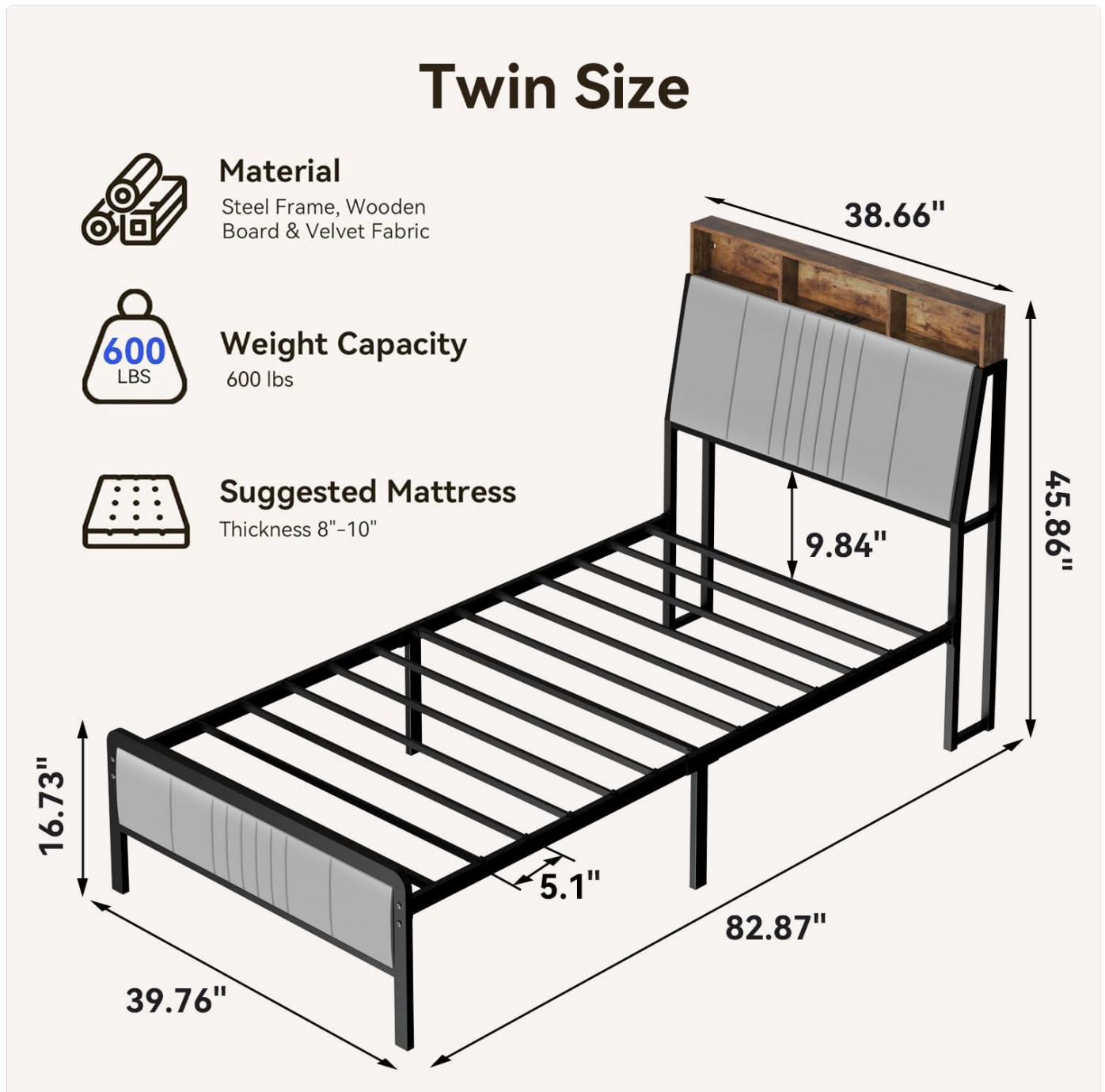


Figure 5: Detailed dimensions and weight capacity for the Twin Size bed frame.

| Feature | Description |
|---------|-------------|
|---------|-------------|

| Feature | Description |
|---------------------|----------------------------------------------------------------------------------------------------------------------------------------------------------|
| Size | Twin |
| Product Dimensions | 82.87"L x 39.76"W x 45.86"H |
| Weight Capacity | 600 pounds |
| Material | Steel Frame, Wooden Board & Velvet Fabric |
| Headboard Features | Ergonomic Velvet Headboard (101° angled), 2-Tier Shelf Storage, Smart RGB LED Lights (Remote & APP Controlled), Charging Station (2 USB-A, 2 AC Outlets) |
| Under-bed Clearance | 12.4 Inches |
| Assembly Required | Yes (Easy Assembly) |
| Box Spring Needed | No |
| Noise Reduction | EVA Insulation Foam |
| Color | Grey |
| Item Weight | 52 pounds |

8. WARRANTY AND SUPPORT

For any inquiries, assistance, or to learn more about available protection plans, please refer to the following:

- **Protection Plans:** Optional 2-Year and 3-Year Protection Plans are available for purchase.
- **Customer Support:** For product support, please visit the [BedsPick Store on Amazon](#) or contact the seller directly.