

SERWALL 8 Pieces Patio Furniture Set

SERWALL 8-Piece HDPE Patio Furniture Set Instruction Manual

Model: 8 Pieces Patio Furniture Set

1. INTRODUCTION AND OVERVIEW

This manual provides detailed instructions for the assembly, operation, and maintenance of your SERWALL 8-Piece HDPE Patio Furniture Set. Designed for outdoor use, this modular furniture set offers flexibility and durability with its high-density polyethylene (HDPE) construction and comfortable cushions.

The 8-piece set includes:



- 2 x Single Armrest Chairs
- 2 x Armchairs
- 1 x Coffee Table
- 1 x Armless Chair
- 2 x Ottomans



Figure 1: Complete SERWALL 8-Piece Patio Furniture Set



2. PRODUCT COMPONENTS AND DIMENSIONS

Familiarize yourself with the individual components and their approximate dimensions to plan your layout effectively.



COMFORTABLE THICK CUSHION

The 28D high-density sponge and the innovative 3-layer design offer a more comfortable experience



Removeable Cushion CoverCushion Fixing Straps

Figure 2: Product Dimensions and Weight Capacities

Component Dimensions and Weight Capacity

Component	Approximate Dimensions (W x D x H)	Weight Capacity
Single Armrest Chair	26.8" x 28.2" x 24.5"	360 lbs
Armchair	26.8" x 28.2" x 24.5"	360 lbs
Armless Chair	26.8" x 28.2" x 24.5"	360 lbs
Coffee Table	26" x 26" x 10.4"	220 lbs
Ottoman	26" x 26" x 10.4"	360 lbs

3. SETUP AND ASSEMBLY INSTRUCTIONS

Your SERWALL patio furniture set is designed for quick and straightforward assembly. Most pieces are 80% pre-assembled, and all necessary tools are included. Each piece can typically be assembled by one person in under 20 minutes.

General Assembly Tips:

- Unpack all components and verify against the parts list.
- Lay out all hardware (screws, washers) for easy access.
- Do not fully tighten screws until all components are loosely assembled. This allows for minor adjustments.
- Use the provided hex wrench. An electric drill with a hex head can expedite the process, but exercise caution to avoid overtightening.

Assembly Steps for Individual Components:

The following diagrams illustrate the assembly process for each type of furniture piece:



Figure 3: Single Armrest Chair Assembly



Figure 4: Armless Chair Assembly




Figure 5: Armchair Assembly



Figure 6: Coffee Table Assembly



4. OPERATING INSTRUCTIONS (USAGE)

The modular design of your SERWALL patio furniture set allows for versatile arrangements to suit various outdoor spaces and occasions.

Modular Configuration:

Each seating unit is independent, enabling you to rearrange them into different layouts such as a straight sofa, L-shaped sectional, U-shaped configuration, or individual seating areas. Experiment with different arrangements to find the best fit for your deck, lawn, or patio.

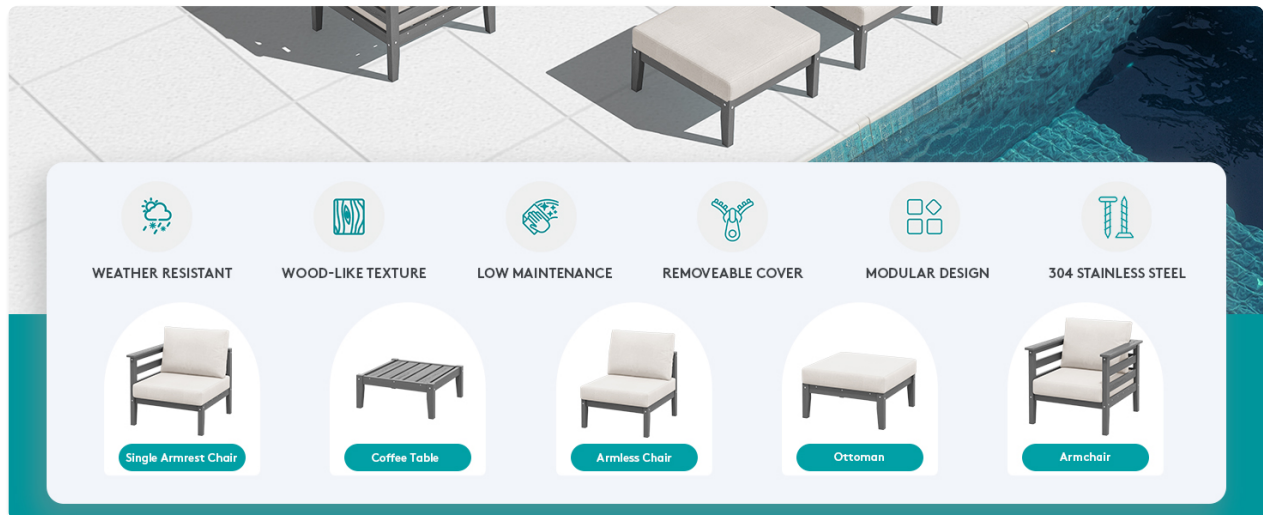


Figure 8: Examples of Modular Configurations

Cushion Use:

The high-density foam cushions provide comfort and support. Place them on the seating units as desired. For prolonged periods of non-use or during inclement weather, it is recommended to store cushions indoors to maintain their condition.

5. MAINTENANCE

Proper care will ensure the longevity and appearance of your SERWALL patio furniture set.

Frame Maintenance:

- The HDPE frame and stainless steel hardware are designed for all-weather durability and low maintenance.
- Clean the frame periodically with a damp cloth and mild soap. Avoid harsh chemicals or abrasive cleaners.
- Rinse thoroughly with water after cleaning.
- The material is resistant to fading, cracking, and corrosion, but regular cleaning helps maintain its aesthetic.

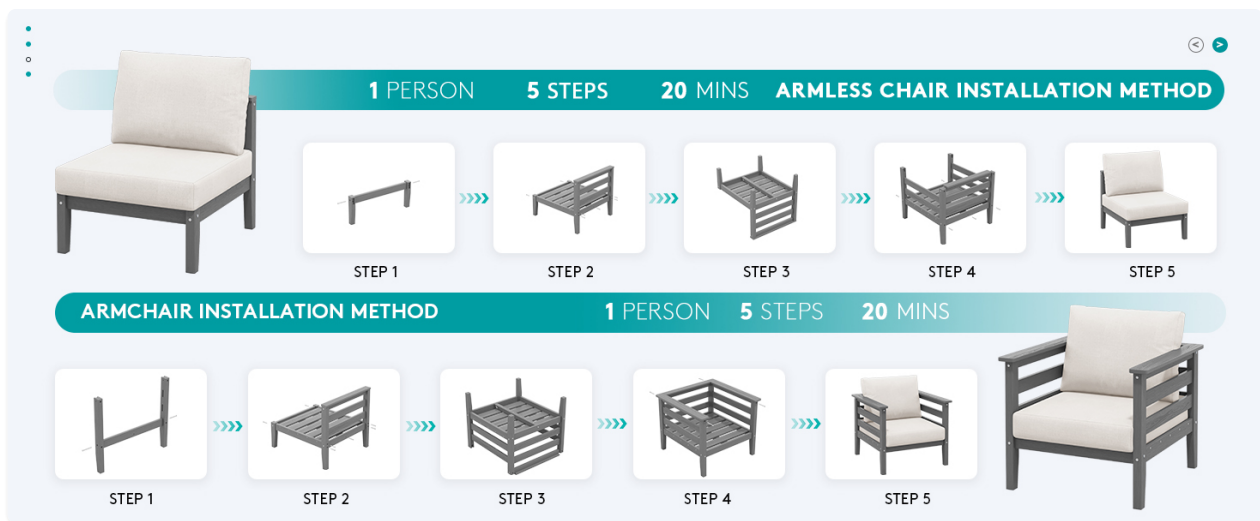


Figure 9: All-Weather Material and Easy Cleaning

Cushion Maintenance:

- The cushion covers are made from breathable fabric and are fully removable for easy cleaning.
- Unzip and remove the covers for washing. Follow the care instructions on the cushion label. Typically, machine wash cold on a gentle cycle and air dry.
- Do not bleach or iron the cushion covers.
- Ensure cushions are completely dry before storing or placing back on the furniture to prevent mildew.

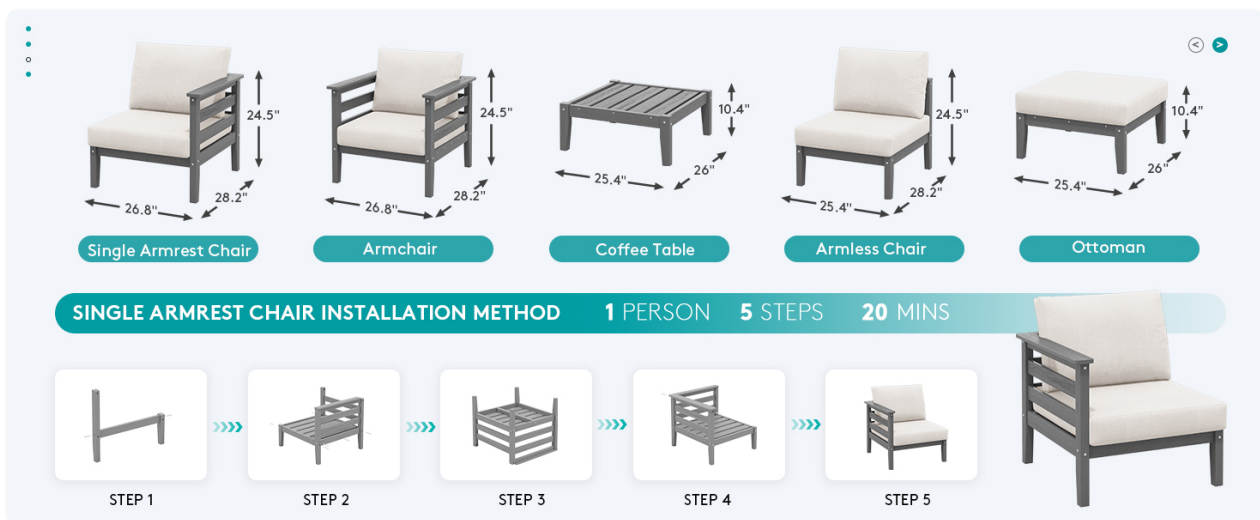


Figure 10: Removable Cushion Covers for Easy Cleaning

6. TROUBLESHOOTING

If you encounter any issues with your furniture set, please refer to the following common solutions:

Missing Parts:

- Carefully check all packaging materials. Small parts may be tucked into crevices or wrapped separately.
- Refer to the parts list in your assembly guide to confirm all components are present.
- If parts are genuinely missing, contact SERWALL customer support for assistance.

Assembly Difficulties:

- Ensure all screws are only hand-tightened initially. This allows for flexibility to align holes.

- Once all components are in place, gradually tighten all screws evenly.
- If a hole does not align, slightly loosen adjacent screws and gently adjust the position of the components.

Stability Issues:

- Verify that all screws are fully tightened.
- Ensure the furniture is placed on a flat, level surface. Uneven surfaces can cause wobbling.

7. SPECIFICATIONS

Product Specifications

Feature	Detail
Brand	SERWALL
Model	8 Pieces Patio Furniture Set
Frame Material	High Density Polyethylene (HDPE)
Hardware Material	Stainless Steel
Cushion Material	High-density 28D foam with breathable fabric covers
Cushion Thickness	3.5 inches
Color	Grey Frame / Khaki Cushion
Assembly Time (per piece)	Under 20 minutes (approx.)
Special Features	Modular design, All-weather resistant, Wood-like texture, Removable cushion covers, Low maintenance

8. WARRANTY AND SUPPORT

SERWALL is committed to providing quality products and customer satisfaction.


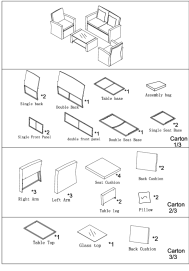

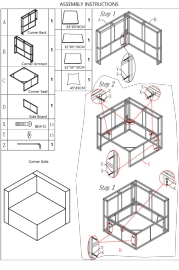


Warranty Policy:

Your SERWALL patio furniture set is covered by a **1000-day policy** for free replacement parts in case of non-damage or missing parts. This ensures peace of mind regarding the integrity and completeness of your product.

Customer Support:

Should you have any questions, concerns, or require assistance with assembly, product information, or any issues that may arise, our dedicated support team is ready to help. Please refer to the contact information provided with your purchase or visit the official SERWALL website for support options.

Related Documents - 8 Pieces Patio Furniture Set

	<p>PHI VILLA 4-Piece Cushion Box Rattan Sofa Set Assembly Instructions and User Manual</p> <p>Comprehensive assembly instructions and user manual for the PHI VILLA 4-Piece Cushion Box Rattan Sofa Set, detailing parts, hardware, and step-by-step assembly for the sofa, cushion box, and table. Includes customer support information and product overview.</p>
	<p>Shintenchii 4-Piece Outdoor Patio Furniture Set Assembly Instructions</p> <p>Comprehensive assembly guide for the Shintenchii 4-Piece Outdoor Patio Furniture Set, featuring a sectional sofa, two armchairs, and a coffee table. Includes detailed parts lists, tool requirements, and step-by-step instructions for building the single sofa, double sofa, and coffee table.</p>
	<p>Assembly Instructions for Latitude Run® 8-Piece Sofa Set</p> <p>Comprehensive assembly guide for the Latitude Run® 8-Piece Outdoor Patio Furniture Set, featuring step-by-step instructions, hardware identification, and part lists for chairs and table.</p>
	<p>Devoko Patio Furniture Assembly Guide: Sofas, Ottoman, Coffee Table</p> <p>Step-by-step assembly instructions for Devoko patio furniture, including corner sofas, armless sofas, ottomans, and coffee tables. Features parts lists, assembly diagrams described textually, and cushion care information.</p>
	<p>Assembly Instructions for 4-Piece Outdoor Patio Furniture Set with Swivel Chairs and Coffee Table</p> <p>Detailed assembly instructions for the Dovecove 4-piece outdoor patio furniture set, including swivel chairs, a three-seater sofa, and a coffee table. Features step-by-step guidance, parts list, and hardware information.</p>
	<p>Assembly Instructions and Care Guide for 7-Piece Teak Sofa Set with Cushion (IT-610049T)</p> <p>Comprehensive assembly guide for the Cambridge Casual 7-Piece Teak Sofa Set with Cushion (Model IT-610049T), including detailed steps, parts list, and essential care and maintenance tips for teak furniture. Learn how to properly assemble and maintain your outdoor furniture for longevity.</p>