

[Manuals.plus](#) /

> [VEKJ](#) /

> VEKJ A68 Pro AI Translation Earbuds User Manual

VEKJ A68 Pro

VEKJ A68 Pro AI Translation Earbuds User Manual

Model: A68 Pro

1. INTRODUCTION

Welcome to the user manual for your VEKJ A68 Pro AI Translation Earbuds. These earbuds are designed to provide seamless real-time language translation, high-quality audio for music, and clear communication for calls. This manual will guide you through the setup, operation, and maintenance of your device to ensure optimal performance.



Image 1.1: VEKJ A68 Pro AI Translation Earbuds in their charging case, displaying battery levels.

2. PACKAGE CONTENTS

Please verify that all items listed below are included in your package:

- VEKJ A68 Pro Translator Earbuds (2 units)
- Ear tips (3 pairs: S, M, L)
- Instructions for use (this manual)
- Translation manual
- USB-C charging cable

3. PRODUCT OVERVIEW

The VEKJ A68 Pro earbuds offer a versatile 3-in-1 functionality, combining real-time translation, high-fidelity music playback, and clear phone calls.

- **Audio Quality:** Equipped with a 13mm Hi-Fi dynamic driver for immersive sound with rich bass and clear treble.
- **Noise Cancellation:** Features ENC (Environmental Noise Cancellation) technology to filter out up to 90% of background noise during calls.
- **Language Support:** Supports 164 languages without requiring a subscription.
- **Translation Modes:** Includes Free Talk, Headset + Phone, Translator Machine, Photo Translation, Audio & Video Call Translation, and AI Chat modes.
- **AI Integration:** Integrates with OpenAI 4.0 mini API for intelligent conversations in AI Chat Mode.
- **Connectivity:** Utilizes Bluetooth 5.3 for fast and stable connections.
- **Battery Life:** Provides 6-8 hours of use on a single charge, extending to 42 hours with the charging case. Features an LED power display.
- **Control:** Sensitive touch controls for managing music, calls, and translation functions.
- **Durability:** IPX7 waterproof rating and ergonomic design for extended comfortable wear.



Image 3.1: Overview of VEKJ A68 Pro AI Language Translation Earbuds.

Super Quality Audio Sound

Studio-grade audio tuning for immersive listening



Image 3.2: Detailed view of the 13mm dynamic driver, illustrating the audio technology.

Featuring Advanced Dual-Mic ENC Technology



Image 3.3: Diagram showing the dual-mic ENC technology for environmental noise cancellation, reducing noise by 35dB.

Office Translation in 164 language



Image 3.4: Visual representation of the 164 languages supported for translation.

4. SETUP

4.1 Charging the Earbuds and Case

Before first use, fully charge the earbuds and the charging case.

1. Place the earbuds into the charging case.
2. Connect the USB-C charging cable to the charging port on the case and to a power source.
3. The LED display on the charging case will indicate the charging status. A full charge takes approximately 1.5 hours.

The earbuds provide 6-8 hours of playback on a single charge, and the charging case extends the total battery life to 42 hours.

42 Hrs Ultra-Long Battery Life



6-8Hrs

Earbuds Playtime



42Hrs

Charging Case



1.5Hrs

Fast Charging

Image 4.1: Battery life details, showing 6-8 hours for earbuds and 42 hours with the charging case.

4.2 Pairing with Your Device

The earbuds use Bluetooth 5.3 for a stable connection.

1. Open the charging case. The earbuds will automatically power on and enter pairing mode.
2. On your smartphone or tablet, go to Bluetooth settings and search for "A68 Pro".
3. Select "A68 Pro" to connect. Once paired, the earbuds will automatically reconnect when the case is opened.

One-Step Pairing

Open the charging cover to pair with your phone without taking out the headphones



Image 4.2: Visual guide for one-step pairing with a mobile device.

4.3 Installing and Activating the "Ear Dance" App

The "Ear Dance" app is essential for utilizing the translation features.

1. Download:

- Scan the QR code provided in the physical instruction manual.
- Alternatively, search for "Ear Dance" in your device's app store (Google Play Store for Android, Apple App Store for iOS).
- You can also visit the direct download link: [Ear Dance App Download](#)

2. Activation:

- Ensure your earbuds are connected via Bluetooth (refer to section 4.2).
- Launch the "Ear Dance" app. It should automatically detect and connect to your earbuds.
- If prompted, scan or enter the authorization code found in your instruction manual.

How to download the "Ear Dance" App?

Method 1



Scan the code on the instruction manual to download and install the "Ear Dance" app

Method 2



You can also search for the keyword "EarDance" on major app stores to find the app and download and install it.

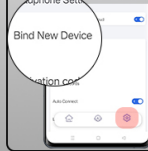
How to activate the "Ear Dance" app?

Step 1



Connect earbuds "A68 Pro" in the mobile phone Bluetooth system

Step 2



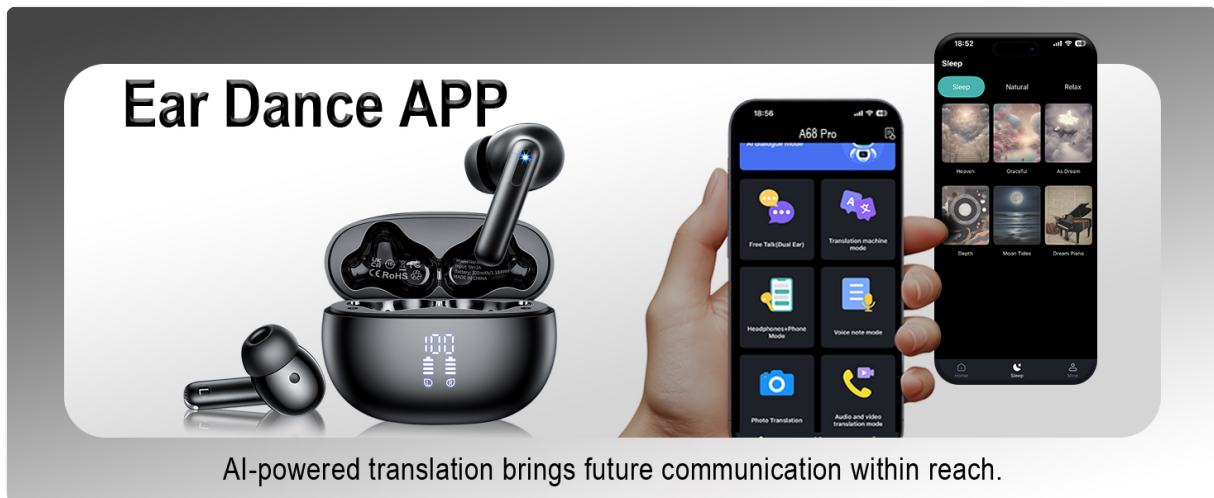
Launch the "Ear Dance" app, Automatically connect the device

Step 3



Scan or enter the authorization code on the instruction manual

Image 4.3: Steps for downloading and activating the "Ear Dance" application.



AI-powered translation brings future communication within reach.

Image 4.4: The "Ear Dance" app interface, demonstrating connection and available modes.

5. OPERATING INSTRUCTIONS

5.1 Smart Touch Controls

The earbuds feature sensitive touch controls for various functions.

Action	Function
Double Tap (R/L)	Play/Pause music
3 Clicks (R/L)	Activate Voice Assistant
1 Click R	Volume Up
1 Click L	Volume Down
Hold on 2S R	Next Track
Hold on 2S L	Previous Track
1 Click (R/L) during call	Answer/Hangup Call
Hold on 2S (R/L) during call	Reject Call

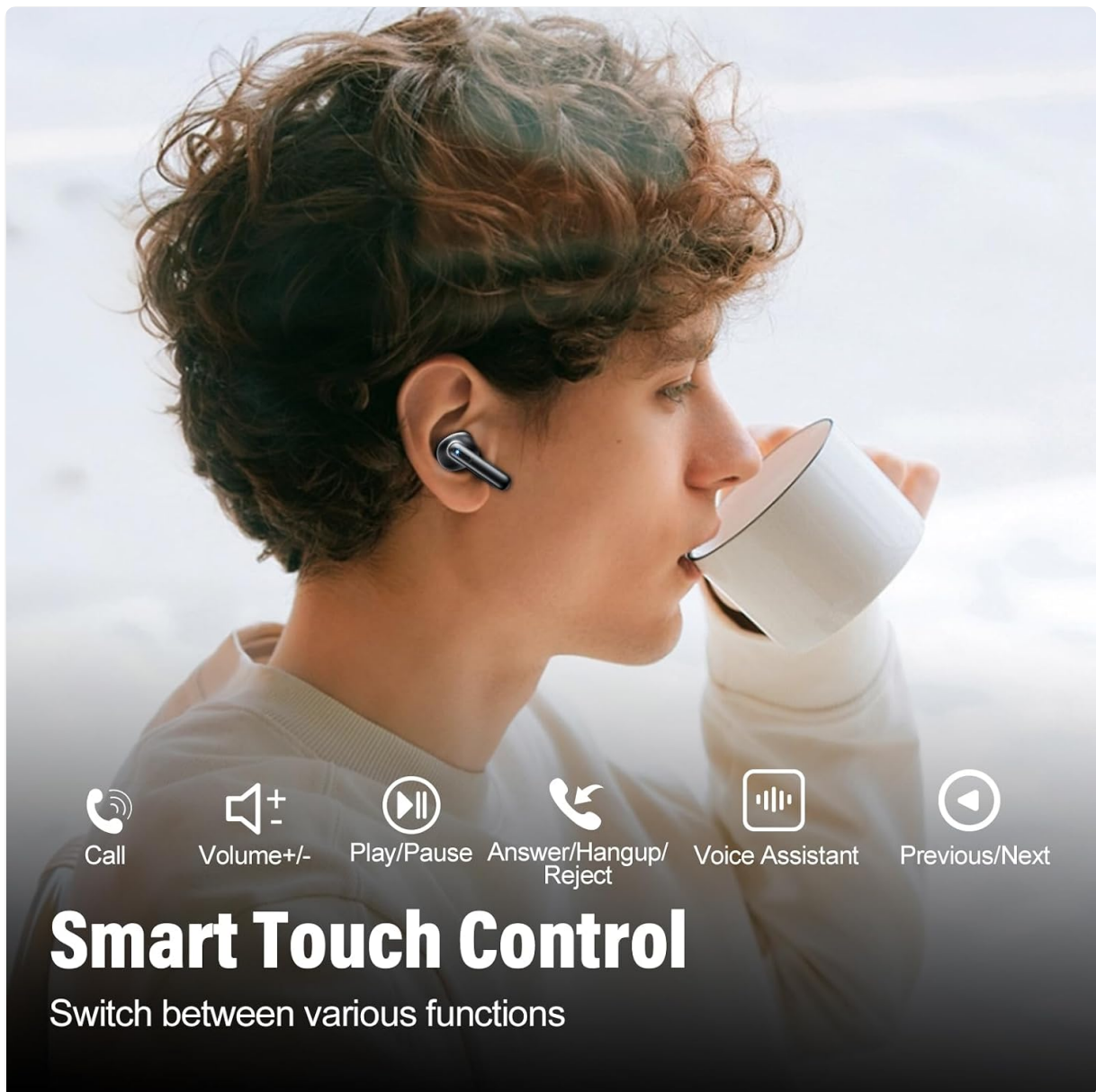


Image 5.1: Visual representation of touch control functions.

5.2 Translation Modes

The "Ear Dance" app provides access to various translation modes:

- **Free Talk Mode (164 Languages):** The earbuds automatically detect and translate languages in real-time. Ideal for natural conversations without manual input.



Image 5.2: Two individuals using Free Talk Mode for seamless communication.

- **Headset + Phone Mode (164 Languages):** One person wears the earbuds, while the other uses the phone's microphone and screen for two-way interaction. Useful for quick exchanges like ordering food.



Headphone+Phone Mode

(Support 164 languages)

When paired with your smartphone, voice input is captured through the earbuds while translations appear on your phone screen in real-time, with audio output available through either device.

Image 5.3: A person using the Headset + Phone Mode with their smartphone.

- **Translator Machine Mode (164 Languages):** Functions as a standalone translator via your phone's speaker and screen, without requiring the earbuds to be worn.



Translator Machine Mode

(Support 164 languages)

Works as a standalone translator without requiring earbuds. Speak directly to your phone for instant voice translation, with results displayed on-screen and played through the speaker.

Image 5.4: A person using their phone for translation in Translator Machine Mode.

- **Photo Translation (20 Languages):** Use your phone's camera to capture text from documents or signs, and the app will translate it.




Photo Translation

(Support 20 languages)

Photo translation is when you use your phone to take a picture of foreign text (like a menu or document), and an app automatically translates the text in the image into Chinese (or another language).

Image 5.5: A user translating text from a document using the Photo Translation feature.

- **Audio & Video Call Translation (164 Languages):** Provides real-time translation during audio and video calls, displaying subtitles or playing translated audio.



Audio and Video Translation Mode (Support 164 languages)

Translates audio/video content by connecting via Bluetooth or audio cable. Automatically recognizes and translates soundtrack dialogue, displaying subtitles or playing translated audio.

Image 5.6: Example of real-time translation during a video call.

- **AI Chat Mode (13 Languages):** Engage in intelligent conversations with AI, powered by OpenAI 4.0 mini API, for detailed responses and brainstorming.



AI Dialogue Mode Support 13 languages

With AI-powered translation earbuds, communicate across languages in real time—making business meetings and travel conversations easier than ever!

Image 5.7: A user interacting with the AI Chat Mode on their smartphone.



Real-Time Translation

My phone died—can you write down the address for me?

English
⇌
French
📄

Mon téléphone est mort - pouvez-vous écrire l'adresse pour moi?





Image 5.8: An example of real-time translation, converting spoken English to French text.

6. MAINTENANCE

Proper maintenance ensures the longevity and optimal performance of your earbuds.

- **Cleaning:** Regularly clean the earbuds and charging case with a soft, dry, lint-free cloth. Do not use abrasive cleaners or solvents.
- **Ear Tips:** Remove and clean the ear tips periodically. Ensure they are completely dry before

reattaching.

- **Storage:** Store the earbuds in their charging case when not in use to protect them and keep them charged.
- **Water Resistance:** The earbuds are IPX7 waterproof, meaning they can withstand immersion in up to 1 meter of water for 30 minutes. However, the charging case is not waterproof. Avoid exposing the charging case to liquids.




Image 6.1: Illustration highlighting the IPX7 waterproof feature of the earbuds.

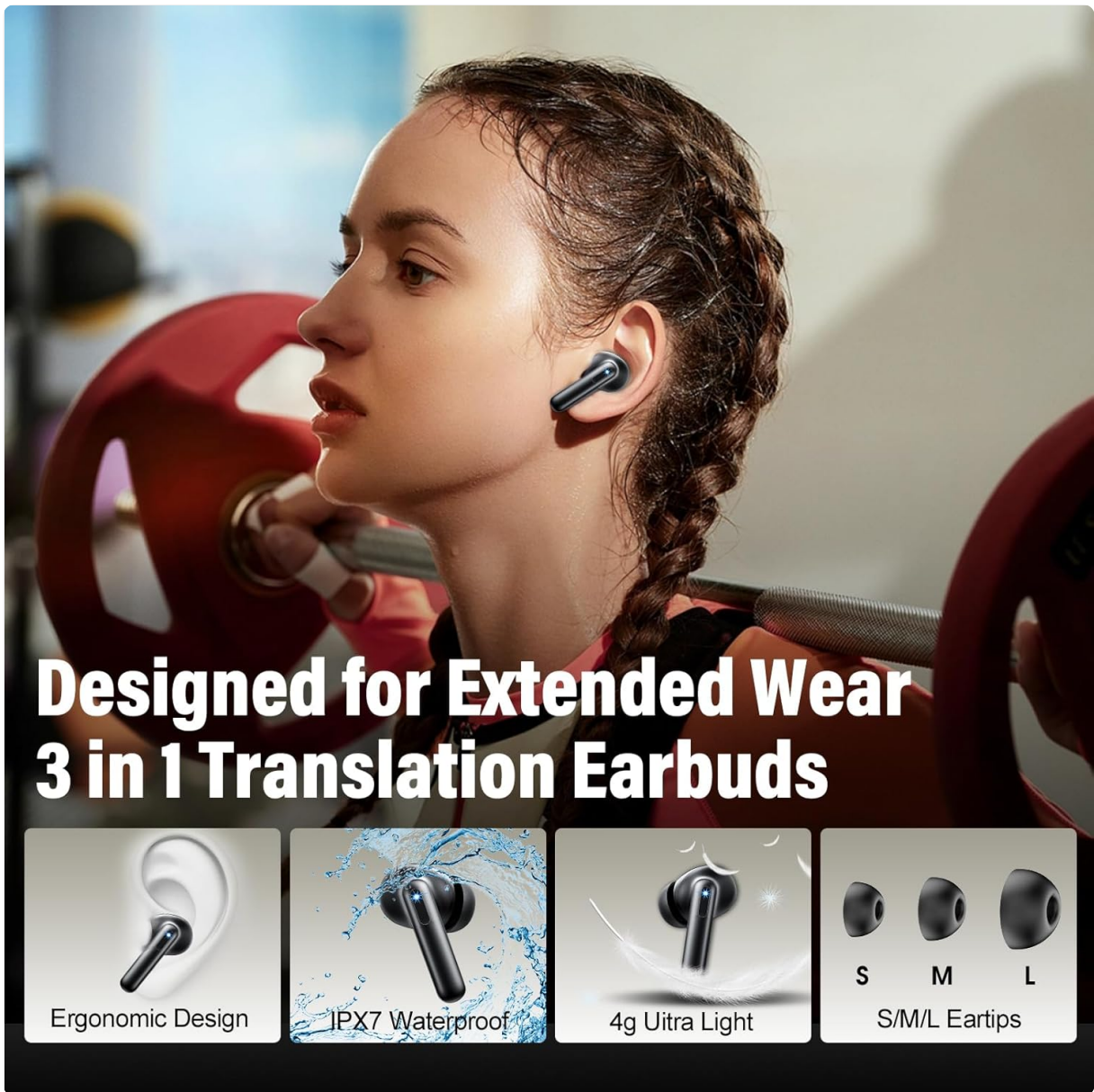


Image 6.2: Features like ergonomic design, IPX7 waterproofing, and lightweight construction for extended wear.

7. TROUBLESHOOTING

If you encounter issues with your VEKJ A68 Pro earbuds, refer to the following common solutions:

Problem	Solution
Earbuds not pairing	<ul style="list-style-type: none"> ◦ Ensure earbuds are charged. ◦ Make sure Bluetooth is enabled on your device. ◦ Place earbuds back in the case, close, then open again to re-enter pairing mode. ◦ Forget "A68 Pro" in your device's Bluetooth settings and try pairing again.

Problem	Solution
No sound or poor audio quality	<ul style="list-style-type: none"> ◦ Check volume levels on both earbuds and connected device. ◦ Ensure earbuds are properly seated in your ears. ◦ Clean ear tips and earbud grilles to remove any obstructions. ◦ Reconnect the earbuds to your device.
Translation not working or inaccurate	<ul style="list-style-type: none"> ◦ Ensure the "Ear Dance" app is open and connected to the earbuds. ◦ Check your internet connection, as translation often requires online processing. ◦ Speak clearly and at a moderate pace. ◦ Verify that the correct source and target languages are selected in the app. ◦ Update the "Ear Dance" app to the latest version.
Earbuds not charging	<ul style="list-style-type: none"> ◦ Ensure the charging cable is securely connected to both the case and power source. ◦ Check if the charging contacts on the earbuds and in the case are clean and free of debris. ◦ Try a different USB-C cable or power adapter.

8. SPECIFICATIONS

Feature	Detail
Brand	VEKJ
Model	A68 Pro
Headphones Form Factor	In Ear
Connectivity	Wireless (Bluetooth 5.3)
Charging Time	2 Hours (Earbuds & Case)
Battery Life (Earbuds)	6-8 Hours
Total Battery Life (with Case)	Up to 42 Hours
Battery Type	Lithium Polymer (1 AA battery included)
Water Resistance	IPX7 (Earbuds only)
Item Dimensions (Parcel)	10.7 x 8.1 x 3.7 cm; 100 g

9. WARRANTY AND SUPPORT

For warranty information and technical support, please refer to the documentation included with your purchase or contact VEKJ customer service through the retailer where the product was purchased. Please retain your proof of purchase for any warranty claims.

